



REPUBLIKA E SHQIPERISE
MINISTRIA E FINANCIVE

STATISTIKAT FISKALE TE QEVERISE



FISCAL STATISTICS OF GOVERNMENT

NR 4/2005

TIRANE, 2006

Raporti 3-Mujor

4/2005

Personi i kontaktit: Luiza JANO
Telefon: ++355 4 258437
E-mail: macro.director@minfin.gov.al
www.minfin.gov.al

PARATHENIE

Sot lexuesi merr ne dore buletin nr 4 “Staistikat Fiskale te Qeverise”. Ky buletin u botua per here te pare ne vitin 1988 dhe ka per qellim dhenien e informacioneve periodike per statistikat e financave te qeverise. Ai merr persiper t’i pasqyroje treguesit e ndryshem sipas vlerave te tyre cdo muaj. Keta tregues jane trajtuar ne vlera progresive dhe mujore. Ky buletin pasqyron te dhenat kryesisht per vitin 2005, si dhe disa tregues kryesore per vitet 2000-2005, perfshire dhe programin perkates per vitin 2006. Gjithashtu ne kete buletin do te gjeni dhe krahasime me vitin 2004.

INTRODUCTION

This is the fourth edition of the “Fiscal Statistics of Government” bulletin presented to the reader for 2005. The first one was edited in 1998. It provides on a periodic base the economic and financial statistics of the Albanian economy.

It will present the various indicators as well as their corresponding data for every month, and in progressive way. This bulletin mainly presented fiscal data for 2005, and some main indicators for 2000-2005, included the program for 2006. In this bulletin you will find data compare with 2004.

SQARIME PER PERDORUESIT

Buletini ka per qellim dhenien e informacioneve periodike per statistikat fiskale te qeverise. Meqenese botimi eshte periodik, ai pasqyron treguesit e ndryshem sipas vlerave te tyre çdo muaj, ne menyre progresive dhe metodologjia e perdorur eshte Cash Base.

Per ta bere sa me te kuptueshem per perdoruesit, po japim disa sqarime per terminologjine kryesore.

BUXHETI I KONSOLIDUAR.

Pasqyron te ardhurat, shpenzimet dhe deficitin nga aktiviteti i institucioneve publike dhe rajonale pa transferimet reciproke midis tyre.

TE ARDHURAT TOTALE.

Perfshijne te gjitha te ardhurat nga burimet e ndryshme tatimore, jotatimore dhe ndihmat pervec te ardhurave nga privatizimi, te cilat jane konsideruar si financim per deficitin.

NDIHMAT

Te ardhurat qe merren nga ndihmat qe jepen nga qeverite e shteteve te tjera dhe donatore te tjere.

TE ARDHURA TATIMORE.

ANNEX

The main object of this bulletin is to give periodic information about fiscal statistics of government. Because of this, the bulletin is published periodically and methodology used is Cash Base.

In order to help the reader understand the material, a list of term explanations follows:

CONSOLIDATED BUDGET.

Is the presentation of the revenues, expenditures, and deficits from the activities of public and municipal institutions, without reciprocal transfers among them.

TOTAL REVENUES

Include all revenues from different sources, such as tax, non-tax revenues and grants except privatization receipts that are considered as a way of financing the deficit.

GRANTS

Are the revenues created by grants received from foreign governments and other donors.

TAX REVENUES.

Te ardhura qe merren nga vjelja e te gjitha llojeve te taksave dhe tatimeve qe zbatohen dhe kontributet nga Sigurimet Shoqerore dhe Shendetsore.

Are all kinds of revenues received from taxation and all contributions from social and medical insurance.

TE ARDHURA JOTATIMORE.

NON-TAX REVENUES.

Te ardhura te tjera qe merren nga burime te ndryshme si aktiviteti ekonomik i sektorit buxhetor, transferim fitimi nga Banka e Shqiperise, etj.

Are all the other revenues received from such sources as economical activities of the budget sector, transfer payments from the Central Bank of Albania.

SHPENZIMET TOTALE.

TOTAL EXPENDITURES.

Pagesat e pakthyeshme te qeverise per blerjen e mallrave, sherbimeve, per transfertat dhe pagesat e interesave, per realizimin e funksioneve te shtetit.

Are all non-refundable governmental expenditures for the purchase of different products and services, for transfer and interest payments, and for performing of the governmental functions.

SHPENZIMET KORRENTE.

CURRENT EXPENDITURES.

Perfshijne shpenzimet per sherbimet dhe sendet e konsumueshme (te konsumueshme ne me pak se nje vit) qe jane te domosdoshme per kryerjen e operacioneve te qeverise. Subvencionet, pagesat e interesit, etj perfshihen ne kete kategori.

Include all expenditures for services and products of consume (to be consumed within one year) which are necessary for the governmental operations. Subventions, interest payments, etc., are included into this category.

SHPENZIMET KAPITALE.

CAPITAL EXPENDITURES.

Perfshijne vetem shpenzimet per sendet dhe sherbimet me afat perdorimi mbi nje vit. Ketu futen pagesat per perfitimin e sendeve me afat te gjate perdorimi, mjetet e kapitalit fiks si dhe pagesat per zevendesimin e mjeteve themelore te shkaterruara.

Include only expenditures for services and products of consume which are to be consumed for more than one year. Expenditures for acquisition of long life products, fixed assets, as well as substitution of smashed basic assets.

DEFICITI BUXHETOR.

Tejkalimi i shpenzimeve mbi te ardhurat e buxhetit te shtetit.

BUDGET DEFICIT.

Is the amount of money by which the governmental expenditures overweight the tax revenues.

FINANCIMI I DEFICITIT (CASH).

Perdorimi i fondeve hua per te mbuluar shpenzimet qeveritare qe nuk financohen nga te ardhurat.

FINANCING OF DEFICIT (CASH).

Is the use of loans in order to cover the governmental expenditures, which can not be financed by the tax revenues.

FINANCIMI I JASHEM I DEFICITIT.

Perdorimi i burimeve ne formen e detyrimeve neto, te krijuara gjate nje viti fiskal te qeverise ndaj personave jorezidente, institucioneve, qeverive te huaja, etj.

EXTERNAL FINANCING OF DEFICIT.

Is the use of such sources as the net obligations of the government towards foreign individuals, institutions, and governments, created within a fiscal year.

FINANCIMI I BRENDSEHEM I DEFICITIT.

Perdorimi i burimeve ne formen e detyrimeve neto, te krijuara gjate nje viti fiskal, te qeverise ndaj personave rezidente, institucioneve brenda vendit, etj.

INTERNAL FINANCING OF DEFICIT.

Is the use of such sources as the net obligations of the government towards inside individuals, institutions, created within a fiscal year.

Borxhi Publik.

Perfaqeson detyrime te krijuara deri ne vitin fiskal aktual nga operacionet qeveritare dhe i parashikuar per t'u shlyer bashke me interesat ne te ardhmen po nga operacionet qeveritare.

Public Debt.

Represents obligations created up until the present fiscal year by various governmental operations. It is supposed to be paid off along with the interests in the future, by some governmental operations, too.

PAGESAT E INTERESIT.

Pagesat e interesit gjate nje viti per te gjithe borxhin publik.

INTEREST PAYMENTS.

Are the annual payments against all the government debt.

NDRYSHIMI.

Eshte konceptuar si rritje ose zvogelim ne % i treguesve gjate nje periudhe kohe krahasuar me periudhen perkatese te vitit paraardhes. Ky ndryshim eshte trajtuar duke i krahasuar treguesit e dy viteve *ne vlera nominale ose reale* (te deflatuara me Indeksin e Çmimeve te Konsumit me baze dhjetor 2001 per te ardhurat e realizuara ne Tatime dhe te deflatura me kursin e kembimit per te ardhurat e realizuara ne dogana).

THE CHANGE.

Is the percentage (%) increase/decrease of the indicators of a specific time period, compared to the corresponding one of the previous year. This change is calculated by comparing the indicators of the above mentioned two years in nominal or real values (deflated by the Consume Price Index of December 2001 for the tax revenues and by the exchange rate for the custom revenues.)

Klasifikimi funksional nderkombetar (COFOG) (Classification of the Functions of

Government), I cili eshte paraqitur ne buletin, i ndan shpenzimet ne 14 grupe te medha sipas funksioneve.

The Classification of the Functions of Government (COFOG).

Divides the expenditures in 14 big groups, as presented in the bulletin.

PERMBAJTJA

TABELAT 1.X. Treguesit fiskale.

TABELA 1 Disa tregues kryesore makroekonomik

TABELA 1.1 Treguesit Fiskale sipas Buxhetit te Konsoliduar per vitet 2000-2005

Tabela 1.1a Struktura ne % e treguesve fiskale

Tabela 1.1b Ndryshimi ne % i treguesve krahasuar me vitin e meparshem

Tabela 1.1c Treguesit Fiskale sipas Buxhetit te Konsoliduar per vitet 1999-2004 ne terma reale.

Tabela 1.1d Treguesit fiskale ne % ndaj PBB.

TABELA 1.2 Treguesit Fiskale sipas Buxhetit te Konsoliduar per vitin 2005.

Tabela 1.2/a - te dhena progresive, Tabela 1.2/b - te dhena mujore.

Tabela 1.2c Ndryshimi i treguesve fiskale krahasuar me vitin 2004 ne terma nominale.

Tabela 1.2d Ndryshimi i treguesve fiskale krahasuar me vitin 2004 ne terma reale.

TABELA 1.3.x Treguesit Fiskale sipas buxhetit te konsolidar 2005 krahasimi me planin

TABELAT 2.X SHPENZIMET

TABELA 2.1 Shpenzimet sipas klasifikimit funksional per vitet 2000-2005

Tabela 2.1a Struktura e shpenzimeve ne %.

Tabela 2.1b Ndryshimi i shpenzimeve krahasuar me vitin e meparshem.

TABELAT 2.2 Shpenzimet sipas klasifikimit funksional per vitin 2005

CONTENTS

TABLES 1.X Fiscal Indicators.

TABLE 1 Some main macroeconomic indicators

TABLE 1.1 Fiscal Indicators regarding Consolidated Budget 2000-2005

Table 1.1a Structure in % of fiscal indicators

Table 1.1b Change in % of fiscal indicators compared to previous year.

Table 1.1c Fiscal Indicators regarding Consolidated Budget 1999-2004 in real terms.

Table 1.1d Fiscal indicators in % of GDP.

TABLE 1.2 Fiscal Indicators regarding Consolidated Budget 2005

Table 1.2/a – progressive data, Table 1.2/b - monthly data.

Table 1.2c Change of fiscal indicators compared to 2004 in nominal terms.

Table 1.2d Change of fiscal indicators compared to 2004 in real terms.

TABLE 1.3.x Fiscal Indicators regarding Consolidated Budget 2005 comparison to plan 2005

TABLES 2.X EXPENDITURES

TABLE 2.1 Expenditures by functions 2000-2005

Table 2.1/a. Structure in % of expenditures.

Table 2.1/b. Change of expenditures compared to previous year.

TABLE 2.2 Expenditures by functions during 2005

Tabela 2.2/a - te dhena progresive,
Tabela 2.2/b - te dhena mujore.

Tabela 2.2c Ndryshimi i shpenzimeve
krahastuar me vitin 2004 ne terma
nominale.

Tabela 2.2d Ndryshimi i shpenzimeve
krahastuar me vitin 2004 ne terma reale.

TABELA 2.3 Shpenzimet sipas
klasifikimit institucional 2000-2005.

Tabela 2.3a Struktura ne % e
shpenzimeve.

Tabela 2.3b Ndryshimi i shpenzimeve
krahastuar me vitin e meparshem.

TABELA 2.4 Shpenzimet sipas
klasifikimit institucional 2005.

Tabela 2.4/a - te dhena progresive, Tabela
2.4/b - te dhena mujore.

TABELA 2.5 Shpenzimet e kryera ne
rrethe.

Tabela 2.5 Per vitin 2005

Tabela 2.5a Per vitet 2000-2005.

TABELA 2.6 Investimet publike per vitin
2005.

Tabela 2.6a Te dhena progresive.

Tabela 2.6b Te dhena mujore.

Tabela 2.6c Ndryshimi i investimeve
krahastuar me 2004 ne terma nominale.

Tabela 2.6d Ndryshimi i investimeve
krahastuar me 2004 ne terma reale.

TABELAT 3.X TE ARDHURAT

TABELA 3.1 Te Ardhurat sipas
klasifikimit ekonomik per vitet 2000-2005.

TABELA 3.1a Te Ardhurat sipas
klasifikimit ekonomik per vitin 2005.

Tabela 3.1a - te dhena progresive, Tabela
3.1b - te dhena mujore.

Table 2.2/a - progressive data, Table
2.2/b - monthly data.

Table 2.2/c. Change of expenditures
compared to 2004 in nominal terms.

Table 2.2/d. Change of expenditures
compared to 2004 in real terms.

TABLE 2.3 Expenditures done by
central institutions during the years 2000-
2005.

Table 2.3/a. Structure in % of
expenditures.

Table 2.3/b. Change of expenditures
compared to previous year.

TABLE 2.4 Expenditures done by
central institutions during 2005.

Table 2.4/a - progressive data, Table
2.4/b - monthly data

TABLE 2.5 Expenditures done in districts

Table 2.5 During 2005

Table 2.5a During 2000-2005.

TABLE 2.6 Public investments 2005.

Table 2.6a - progressive data.

Table 2.6/b - monthly data

Table 2.6c Change of investments
compared to previous year in nominal
terms.

Table 2.6d Change of investments
compared to previous year in real terms.

TABLES 3.X REVENUES

TABLE 3.1 Revenues by economic
classification 2000-2005.

TABLE 3.1a Revenues by economic
classification for 2005.

Table 3.1a - progressive data, Table 3.1b -
monthly data.

TABELA 3.2 Te Ardhurat sipas vendit ku mbliidhen gjate viteve 2000-2005.

Tabela 3.2a Ne zyrrat e doganave.

Tabela 3.2b Ne zyrrat e tatimeve.

Tabela 3.2c Struktura ne % e te ardhurave ne dogana.

Tabela 3.2d Struktura ne % e te ardhurave ne tatime.

TABELA 3.3 Te Ardhurat sipas vendit ku mbliidhen gjate vitit 2005.

Tabela 3.3a - te dhena progresive, Tabela 3.3b - te dhena mujore.

Tabela 3.3c Ndryshimi ne % i te ardhurave krahasuar me 2004 ne terma nominale

Tabela 3.3d Ndryshimi ne % i te ardhurave krahasuar me 2004 ne terma reale.

TABELAT 4.X DEFICITI

TABELA 4.1 Deficiti dhe Financimi i tij per vitet 2000-2005.

TABELA 4.1 Deficiti dhe Financimi i tij per vitin 2005.

Tabela 4.1a - te dhena progresive, Tabela 4.1b - te dhena mujore.

BORXHI

Tabela 5.1 Borxhi i Brendshem.

Tabela I. Borxhi i jashtem afatgjate i Shqiperise (te dhena permbledhese).

Tabela I.1 Borxhi i jashtem shtetoror i Shqiperise (te dhena permbledhese).

Tabela I.2 Borxhi i jashtem i garantuar i Shqiperise (te dhena permbledhese).

Tabela II. Borxhi i jashtem afatgjate i Shqiperise (terheqjet ne vite nga kredite e huaja sipas kreditoreve).

TABLE 3.2 Main indicators of Revenues where those are collected during 2000-2005.

Table 3.2a In custom offices.

Table 3.2b In tax offices

Table 3.2c The structure in % of revenues in customs.

Table 3.2d The structure in % of revenues in tax offices.

TABLE 3.3 Main indicators of Revenues where those are collected during 2005.

Table 3.3a - progressive data, Table 3.3b - monthly data.

Table 3.3c Change in % of revenues compared with 2004 in nominal terms.

Table 3.3d Change in % of revenues compared with 2004 in real terms.

TABLES 4.X DEFICIT

TABLE 4.1 Deficit and its financing during 2000-2005

TABLE 4.1 Deficit and its financing during 2005.

Table 4.1a - progressive data, Table 4.1b - monthly data.

DEBT

TABLE 5.1 Domestic Debt.

Table I. Long-term external debt of Albania(summarized data)

Table I.1 Long-term external direct debt of Albania (summarized data)

Table I.2 Long-term external guaranteed debt of Albania (summarized data)

Table II. Long-term external debt of Albania (drawings by years and by creditors).

Tabela II.1. Borxhi i jashtem shteteror i Shqiperise (terheqjet ne vite nga kredite e huaja sipas kreditoreve).

Tabela II.2 Borxhi i jashtem i garantuar i Shqiperise (terheqjet ne vite nga kredite e huaja sipas kreditoreve).

Tabela III Borxhi i jashtem afatgjate i Shqiperise (terheqjet ne vite sipas sektoreve te ekonomise).

Tabela IV. Borxhi i jashtem afatgjate i Shqiperise (borxhi neto sipas kreditoreve).

Tabela IV.1. Borxhi i jashtem shteteror i Shqiperise (borxhi neto sipas kreditoreve).

Tabela IV.2 Borxhi i jashtem i garantuar i Shqiperise (borxhi neto sipas kreditoreve).

Tabela V. Borxhi i jashtem afatgjate i Shqiperise (borxhi neto sipas monedhave).

Tabela VI. Borxhi i jashtem afatgjate i Shqiperise (pjesa e paterhequr e kredive).

Tabela VI.1 Borxhi i jashtem shteteror i Shqiperise (pjesa e paterhequr e kredive).

Tabela VI.2 Borxhi i jashtem i garantuar i Shqiperise (pjesa e paterhequr e kredive).

Tabela. Borxhi i jashtem Shteteror i Shqiperise (Parashikimi i sherbimit te borxhit te jashtem)

Tabela. Borxhi i jashtem i garantuar i Shqiperise (parashikimi i sherbimit te borxhit te jashtem)

TABELAT E PLANIT 2006

Table II.1 Long-term external direct debt of Albania (drawings by years and by creditors)

Table II.2 Long-term external guaranteed debt of Albania (drawings by years and by creditors).

Table III. Long-term external debt of Albania (drawings by economic sectors)

Table IV. Long-term external debt of Albania (debt outstanding disbursed by creditors).

Table IV.1 Long-term external direct debt of Albania (debt outstanding disbursed by creditors)

Table IV.2. Long-term external guaranteed debt of Albania (debt outstanding disbursed by creditors).

Table V. Long-term external debt of Albania (by currency)

Table VI. Long-term external debt of Albania (committed undisbursed balance)

Table VI.1. Long-term external direct debt of Albania (committed undisbursed balance)

Table VI.2.Long-term external guaranteed debt of Albania (committed undisbursed balance)

Table. External public debt of Albania (Debt service schedule)

Table. External publicly guaranteed debt of Albania (debt service schedule).

PLAN TABLES 2006

Treguesit Kryesore Makroekonomike per vitet 2000-2006
Main Macroeconomic Indicators 2000-2006

Tab. 1

	2000	2001	2002	2003	2004	2005*	2006*	
PRODHIMI DHE ÇMIMET								PRODUCTION AND PRICES
Prodhimi i Brendshem Bruto (PBB) (ne milion leke)								Gross domestic Product (in million lek)
Me çmimet Korente	532.977	590.282	631.338	714.049	775.864	836.879	899.700	At current prices
Rritja reale e PBB, ne %	6.5	7.1	4.3	5.7	6.7	5.5	5.0	Real growth of GDP, in %
Inflacioni								Inflation
Mesatare vjetore (ne %)	0.0	3.1	5.2	2.4	2.9	2.4	2.5	Annual average
Fundi i periudhes	4.2	3.5	1.7	3.3	2.2	2.0	2.4	End of period
Kursi i Kembimit (mesatare vjetore)								Exchange Rate (annual average)
Lek/USD	143.7	143.5	140.2	121.9	102.8	99.9	106.0	LEK/USD
Lek/EURO	132.58	128.47	132.36	137.51	127.67	124.19	124.19	LEK/EURO
SEKTORI I JASHEM								EXTERNAL SECTOR
Bilanci Tregtar (ne million \$)	(821)	(1027)	(1155)	(1336)	(1592)	(1887)	(1953)	Trade balance (in million \$)
Eksporti	255	305	330	447	603	652	721	Exports
Importi	1076	1332	1485	1783	2195	2539	2674	Imports
Bilanci i Llogarise Korente (ne million \$)	(163)	(218)	(421)	(407)	(358)	(587)	(688)	Current account (in million \$)
TREGUESIT MONETARE								MONETARY INDICATORS
M3, ne fund te periudhes (ne milion leke)	328,101	394,316	416,685	448,427	507,206	578,036		M3 at the end of the period (in million lek)
Shpejtesia e Qarkullimit te M3	1.64	1.50	1.50	1.60	1.60	1.60		Money velocity (M3)
SEKTORI FISKAL								FISCAL SECTOR
Te Ardhurat Buxhetore (ne milion leke)	130.642	145.639	154.595	167.224	184.355	204.163	221.745	Budget revenues (in million lek)
Ne % ndaj PBB	24.5	24.7	24.5	23.4	23.8	24.4	24.6	in % of GDP
Te ardhura Tatimore	104,112	114,294	128,948	145,388	165,975	183,816	196,576	Tax revenues
Ne % ndaj PBB	19.5	19.4	20.4	20.4	21.4	22.0	21.8	in % of GDP
Shpenzimet Buxhetore (ne milion leke)	33.240	41.207	41.908	44.737	48.998	53.674	258.376	Budget expenditures (in million lek)
Ne % ndaj PBB	6.2	7.0	6.6	6.3	6.3	6.4	28.7	in % of GDP
Shpenzimet Korente	25,820	32,939	33,411	35,741	39,069	42,801	205,021	Current expenditures
Ne % ndaj PBB	4.8	5.6	5.3	5.0	5.0	5.1	22.8	In % of GDP
Shpenzime Kapitale	17,525	19,442	18,921	13,167	10,676	14,054	46,255	Capital expenditures
Ne % ndaj PBB	3.3	3.3	3.0	1.8	1.4	1.7	5.1	In % of GDP
Defiçiti Buxhetor (ne milion leke)	29.960	28.266	21.394	23.924	30.870	23.298	-36.631	Total Budget Deficit
Ne % ndaj PBB	5.62	4.79	3.39	3.35	3.98	2.78	(4.07)	In % of GDP
Huamarrja e brendshme (ne milion leke)	20,013	17,040	19,593	20,065	14,465	20,617	23,791	Domestic Borrowing
Ne % ndaj PBB	3.8	2.9	3.1	2.8	1.9	2.5	2.6	In % of GDP

Shenim: * jane parashikime

Note: *are estimations

TREGUESIT FISKALE SIPAS BUXHETIT TE KONSOLIDUAR
FISCAL INDICATORS OF THE CONSOLIDATED BUDGET

ne milion leke (million lek)

Tab. 1.1

Nr.	E M E R T I M I	2000	2001	2002	2003	2004	2005	
	TOTALI TE ARDHURAVE	130,642	145,639	154,595	167,224	184,355	204,163	TOTAL REVENUE
I.	Ndihmat	10,006	10,156	4,119	2,617	2,392	6,168	Grants
II.	Te ardhura tatimore	104,112	114,294	128,948	145,388	165,975	183,816	Tax Revenue
II.1	Nga Tatimet dhe doganat	81,103	87,776	98,088	108,777	123,101	135,605	From tax offices and customs
1	Tatimi mbi vleren e Shtuar	38,121	41,149	46,113	50,625	58,161	64,534	V. A. T
2	Tatimi mbi Fitimin	8,115	10,248	12,198	13,147	16,308	19,237	Profit Tax
3	Akcizat	9,153	9,544	9,324	12,258	15,799	18,523	Excise Tax
4	Tatimi mbi te Ardhurat Personale	4,590	6,300	6,149	6,414	6,852	7,402	Personal Income Tax
5	Taksa Nacionale dhe te tjera	7,576	7,740	10,918	12,480	12,108	12,281	National Taxes and others
6	Taksa Doganore	13,548	12,795	13,387	13,854	13,872	13,629	Custom Duties
II.2	Te ardhura nga Pushteti Lokal	2,957	4,012	5,224	7,923	9,613	12,019	Revenues from Local Gov.
1	Taksa lokale	1,315	2,038	2,676	4,979	5,553	8,226	Local Taxes
2	Tatimi mbi Biznesin e vogel	1,641	1,974	2,548	2,944	4,060	3,793	Small Business Tax
II.3	Te ardh. Buxh. Pavarur (kontribute)	20,053	22,506	25,637	28,688	33,261	36,192	Social Ins. Contributions
1	Sigurimi Shoqeror	18,523	20,710	23,548	26,134	30,409	33,056	Social Insurance
2	Sigurimi Shendetesor	1,530	1,796	2,088	2,554	2,852	3,136	Health insurance
III.	Te ardhura Jotatimore	16,524	21,190	21,528	19,219	15,989	14,178	Nontax Revenue
1	Tran.Fitimi nga Banka e Shqiperise	10,225	10,912	10,291	8,852	5,091	4,953	Profit transferred from BOA
2	Te ardhura nga Inst.Buxhetore	4,829	5,569	6,302	6,095	7,938	7,172	Budgetary institutions revenue
3	Te tjera	1,470	4,709	4,934	4,272	2,960	2,054	Other/not allocated
	TOTALI I SHPENZIMEVE	170,621	186,049	192,517	201,152	222,439	232,339	TOTAL EXPENDITURE
I.	Shpenzime Korrente	133,322	140,767	154,592	169,680	184,173	193,964	Current Expenditures
1	Personeli	33,240	41,207	41,908	44,737	48,998	53,674	Personnel expenditures
	Paga	25,820	32,939	33,411	35,741	39,069	42,801	Wages
	Kontributi per Sigurime Shoqerore	7,420	8,268	8,497	8,997	9,929	10,873	Social insurance contributions
2	Interesat	29,572	23,620	24,762	29,824	28,423	26,029	Interest
	Te brendshme	28,870	22,528	22,468	28,174	26,711	24,184	Domestic
	Te Huaja	703	1,092	2,294	1,649	1,712	1,845	Foreign
3	Shpenzime Operative Mirembajtje	19,299	15,784	20,508	22,156	23,974	24,515	Operational & Maintenance
4	Subvencionet	5,242	7,878	6,243	5,112	5,116	3,653	Subsidies
5	Shpenzime per Sig.Sociale	37,387	43,459	52,457	59,029	66,154	75,875	Social insurance outlays
	Sigurime Shoqerore	28,948	33,104	36,564	40,419	44,490	49,006	Social insurance
	Sigurime Shendetore	2,427	2,969	3,604	4,366	5,760	6,870	Health insurance
	Buxheti lokal (Granti)	4,595	4,943	9,073	6,627	6,617	7,485	Local Budget (Grant)
	Buxheti lokal (Te ardhurat e veta)	1,418	2,443	3,216	7,617	9,287	12,514	Local Budget (Local revenue)
6	Shpenzime te tjera	8,580	8,820	8,713	8,823	11,507	10,218	Other expenditures
	Pagesa e papunesise	1,919	1,881	1,115	999	1,021	915	Unemployment insurance benefits
	Ndihma Ekonomike	6,661	6,938	7,598	7,824	10,486	9,303	Social assistance
II.	Fondi Rezerve							Reserve fund/contingency
II.	Shpenzime Kapitale	36,274	43,397	37,925	31,472	38,266	38,375	Capital expenditures
	Financimi Brendshem	18,461	23,955	19,005	18,305	27,590	24,321	Domestically financing
	Financimi Huaj	17,525	19,442	18,921	13,167	10,676	14,054	Foreign financing
III.	Kosto Int. te ristruktur. te Bankes	1,025	1,886					Cost of Bank Restructuring
	DEFICITI	-39,979	-40,410	-37,922	-33,928	-38,083	-28,176	OVERALL DEFICIT
	FINANCIMI DEFICITIT	39,979	40,410	37,922	33,928	38,083	28,176	Deficit Financing
	Brendshem	29,960	28,266	21,394	23,924	30,870	23,298	Domestic
	Te ardhura nga Privatizimi	8,932	12,686	485	899	14,356	887	Privatization receipts
	Hua-marje e brendeshme	20,013	17,040	19,593	20,065	14,465	20,617	Domestic Borrowing
	Te tjera	1,015	-1,460	1,315	2,959	2,049	1,795	Other
	I Huaj	10,019	12,144	16,528	10,005	7,213	4,878	Foreign
	Hua afatgjate(e marre)	14,034	11,277	18,724	10,840	10,377	9,221	Long-term Loan(Drawings)
	Ndryshimi i gjendjes se arkës	-3,016	1,686	436	1,566	-140	-979	Chang. of stat. Account
	Ripagesat	-999	-818	-2,632	-2,401	-3,025	-3,364	Repayments
	KAPITUJT KRYESORE							Main indicators
	Financimi i Brendshem i Deficitit	29,959	28,266	21,394	23,924	30,870	23,298	Domestically financed deficit
	Deficiti Pergjithshem	-39,979	-40,410	-37,922	-33,928	-38,083	-28,176	Overall Deficit
	Te ardh. - Shpen. nga Sig. Shoq. dhe Shq.	-11,322	-13,567	-14,532	-16,097	-16,989	-19,684	Soc.& health insur.contr.-outlays

Shenim:

- Totali i Shpenzimeve Kapitale per vitin 2000 nuk edhe e barabarte me shumen e Financimit te brendshem dhe te Huaj sepse ne te eshte perfshire edhe pagesa per pjesemarrje ne kapitalin e BISH (288 milion lek)
- Zeri "Ndryshimi i gjendjes se arkës" perfaqeson ndryshimin ne Depozites se Financimeve te Huaja

Note:

- Total on Capital Expenditures for 2000 doesn't match with the sum of Domestic plus Foreign financing because of inclusion of payments for participation on BISH capital (288 million lek).
- The item "Chang. of stat. Account" stands for the change in Foreign Financing Deposit

STRUKTURA E TREGUESVE FISKALE SIPAS BUXHETIT TE KONSOLIDUAR (NE %)
STRUCTURE OF FISCAL INDICATORS OF THE CONSOLIDATED BUDGET (%)

Tab. 1.1a

Nr.	E M E R T I M I	2000	2001	2002	2003	2004	2005	
	TOTALI TE ARDHURAVE	100	100	100	100	100	100	TOTAL REVENUE
I.	Ndihmat	7.7	7.0	2.7	1.6	1.3	3.0	Grants
II.	Te ardhura tatimore	79.7	78.5	83.4	86.9	90.0	90.0	Tax Revenue
II.1	Nga Tatimet dhe doganat	62.1	60.3	63.4	65.0	66.8	66.4	From tax offices and customs
1	Tatimi mbi vleren e Shtuar	29.2	28.3	29.8	30.3	31.5	31.6	V. A. T
2	Tatimi mbi Fitimin	6.2	7.0	7.9	7.9	8.8	9.4	Profit Tax
3	Akczizat	7.0	6.6	6.0	7.3	8.6	9.1	Excise Tax
4	Tatimi mbi te Ardhurat Personale	3.5	4.3	4.0	3.8	3.7	3.6	Personal Income Tax
5	Taksa Nacionale dhe te tjera	5.8	5.3	7.1	7.5	6.6	6.0	National Taxes
7	Taksa Doganore	10.4	8.8	8.7	8.3	7.5	6.7	Custom Duties
II.2	Te ardhura nga Pushteti Lokal	2.3	2.8	3.4	4.7	5.2	5.9	Revenues from Local Gov.
1	Taksa lokale	1.0	1.4	1.7	3.0	3.0	4.0	Local Taxes
2	Tatimi mbi Biznesin e vogel	1.3	1.4	1.6	1.8	2.2	1.9	Small Business Tax
II.3	Te ardh Buxh. Pavarur (kontribute)	15.3	15.5	16.6	17.2	18.0	17.7	Social Ins. Contributions
1	Sigurimi Shoqeror	14.2	14.2	15.2	15.6	16.5	16.2	Social Insurance
2	Sigurimi Shendetesor	1.2	1.2	1.4	1.5	1.5	1.5	Health insurance
III.	Te ardhura Jotatimore	12.6	14.5	13.9	11.5	8.7	6.9	Nontax Revenue
1	Tran.Fitimi nga Banka e Shqiperise	7.8	7.5	6.7	5.3	2.8	2.4	Profit transferred from BOA
2	Te ardhura nga Inst.Buxhetore	3.7	3.8	4.1	3.6	4.3	3.5	Budgetary institutions revenue
3	Te tjera	1.1	3.2	3.2	2.6	1.6	1.0	Other/not allocated
	TOTALI I SHPENZIMEVE	100	100	100	100	100	100	TOTAL EXPENDITURE
I.	Shpenzime Korrente	78.1	75.7	80.3	84.4	82.8	83.5	Current Expenditures
1	Personeli	19.5	22.1	21.8	22.2	22.0	23.1	Personnel expenditures
	Paga	15.1	17.7	17.4	17.8	17.6	18.4	Wages
	Kontributi per Sigurime Shoqerore	4.3	4.4	4.4	4.5	4.5	4.7	Social insurance contributions
2	Interesat	17.3	12.7	12.9	14.8	12.8	11.2	Interest
	Te brendshme	16.9	12.1	11.7	14.0	12.0	10.4	Domestic
	Te Huaja	0.4	0.6	1.2	0.8	0.8	0.8	Foreign
3	Shpenzime Operative Mirembajtje	11.3	8.5	10.7	11.0	10.8	10.6	Operational & Maintenance
4	Subveconet	3.1	4.2	3.2	2.5	2.3	1.6	Subsidies
	Shpenzime per Sig.Sociale							
5	dhe transferime te tjera	21.9	23.4	27.2	29.3	29.7	32.7	Social insurance outlays
	Sigurime Shoqerore	17.0	17.8	19.0	20.1	20.0	21.1	Social insurance
	Sigurime Shendetesore	1.4	1.6	1.9	2.2	2.6	3.0	Health insurance
	Buxheti lokal (Granti)	2.7	2.7	4.7	3.3	3.0	3.2	Local Budget (Grant)
	Buxheti lokal (Te adhurat e veta)	0.8	1.3	1.7	3.8	4.2	5.4	Local budget (Local revenues)
6	Shpenzime te tjera	5.0	4.7	4.5	4.4	5.2	4.4	Other expenditures
	Pagesa e papunesise	1.1	1.0	0.6	0.5	0.5	0.4	Unemployment insurance benefits
	Ndihma Ekonomike	3.9	3.7	3.9	3.9	4.7	4.0	Social assistance
II.	Fondi Rezerve							Reserve fund/contingency
II.	Shpenzime Kapitale	21.3	23.3	19.7	15.6	17.2	16.5	Capital expenditures
	Financimi Brendshem	10.8	12.9	9.9	9.1	12.4	10.5	Domestically financing
	Financimi Huaj	10.3	10.4	9.8	6.5	4.8	6.0	Foreign financing
III.	Kosto Int. te rristruktur. te Bankes	0.6	1.0					Cost of Bank Restructuring
	DEFICITI	(100)	(100)	(100)	(100)	(100)	(100)	OVERALL DEFICIT
	FINANCIMI DEFICITIT	100	100	100	100	100	100	Deficit Financing
	Brendshem	74.9	69.9	56.4	70.5	81.1	82.7	Domestic
	Te ardhura nga Privatizimi	22.3	31.4	1.3	2.7	37.7	3.1	Privatization receipts
	Hua-marje e brendeshme	50.1	42.2	51.7	59.1	38.0	73.2	Domestic Borrowing
	Te tjera	2.5	(3.6)	3.5	8.7	5.4	6.4	Other
	I Huaj	25.1	30.1	43.6	29.5	18.9	17.3	Foreign
	Hua afatgate(e marre)	35.1	27.9	49.4	32.0	27.2	32.7	Long-term Loan(Drawings)
	Ndryshimi i gjendjes se arkës	(7.5)	4.2	1.2	4.6	(0.4)	(3.5)	Chang. of stat. Account
	Ripagesat	(2.5)	(2.0)	(6.9)	(7.1)	(7.9)	(11.9)	Repayments

NDRYSHIMI NE BUXHETIN E KONSOLIDUAR NE KRAHASIM ME VITIN E KALUAR (NE %)
CHANGES IN THE CONSOLIDATED BUDGET TO PREVIOUS YEAR (%)

Tab. 1.1b

Nr.	E M E R T I M I	2000	2001	2002	2003	2004	2005	
	TOTALI TE ARDHURAVE	6.1	11.5	6.1	8.2	10.2	10.7	TOTAL REVENUE
I.	Ndihmat	(36.7)	1.5	(59.4)	(36.5)	(8.6)	157.9	Grants
II.	Te ardhura tatimore	24.6	9.8	12.8	12.7	14.2	10.7	Tax Revenue
II.1	Nga Tatimet dhe doganat	28.1	8.2	11.7	10.9	13.2	10.2	From tax offices and customs
1	Tatimi mbi vleren e Shtuar	27.9	7.9	12.1	9.8	14.9	11.0	V. A. T
2	Tatimi mbi Fitimin	34.5	26.3	19.0	7.8	24.0	18.0	Profit Tax
3	Akcizat	31.5	4.3	(2.3)	31.5	28.9	17.2	Excise Tax
4	Tatimi mbi te Ardhurat Personale	46.3	37.2	(2.4)	4.3	6.8	8.0	Personal Income Tax
5	Taksa Nacionale dhe te tjera	27.3	2.2	41.1	14.3	(3.0)	1.4	National Taxes and others
7	Taksa Doganore	18.3	(5.6)	4.6	3.5	0.1	(1.8)	Custom Duties
II.2	Te ardhura nga Pushteti Lokal	42.7	35.7	30.2	51.7	21.3	25.0	Revenues from Local Gov.
1	Taksa lokale	48.7	54.9	31.3	86.0	11.5	48.1	Local Taxes
2	Tatimi mbi Biznesin e vogel	38.2	20.2	29.1	15.6	37.9	(6.6)	Small Business Tax
II.3	Te ardh Buxh. Pavarur (kontribute)	10.4	12.2	13.9	11.9	15.9	8.8	Social Ins. Contributions
1	Sigurimi Shoqeror	10.2	11.8	13.7	11.0	16.4	8.7	Social Insurance
2	Sigurimi Shendetesor	13.2	17.4	16.3	22.3	11.7	10.0	Health insurance
III.	Te ardhura Jotatimore	(30.5)	28.2	1.6	(10.7)	(16.8)	(11.3)	Nontax Revenue
1	Tran.Fitimi nga Banka e Shqiperise	(41.9)	6.7	(5.7)	(14.0)	(42.5)	(2.7)	Profit transferred from BOA
2	Te ardhura nga Inst.Buxhetore	(4.2)	15.3	13.2	(3.3)	30.2	(9.7)	Budgetary institutions revenue
3	Te tjera	27.5	220.3	4.8	(13.4)	(30.7)	(30.6)	Other/not allocated
	TOTAL I SHPENZIMEVE	3.0	9.0	3.5	4.5	10.6	4.5	TOTAL EXPENDITURE
I.	Shpenzime Korrente	1.7	5.6	9.8	9.8	8.5	5.3	Current Expenditures
1	Personeli	6.6	24.0	1.7	6.8	9.5	9.5	Personnel expenditures
	Paga	6.7	27.6	1.4	7.0	9.3	9.6	Wages
	Kontributi per Sigurime Shoqerore	6.4	11.4	2.8	5.9	10.4	9.5	Social insurance contributions
2	Interesat	(15.4)	(20.1)	4.8	20.4	(4.7)	(8.4)	Interest
	Te brendshme	(16.0)	(22.0)	(0.3)	25.4	(5.2)	(9.5)	Domestic
	Te Huaja	20.5	55.3	110.2	(28.1)	3.8	7.8	Foreign
3	Shpenzime Operative Mirembajtje	(3.9)	(18.2)	29.9	8.0	8.2	2.3	Operational & Maintenance
4	Subvecionet	93.9	50.3	(20.7)	(18.1)	0.1	(28.6)	Subsidies
	Shpenzime per Sig.Sociale							
5	dhe transferime te tjera	10.3	16.2	20.7	12.5	12.1	14.7	Social insurance outlays
	Sigurime Shoqerore	15.7	14.4	10.5	10.5	10.1	10.2	Social insurance
	Sigurime Shendetesore	(6.4)	22.3	21.4	21.1	31.9	19.3	Health insurance
	Buxheti lokal (Granti)	(10.5)	7.6	83.5	(27.0)	(0.1)	13.1	Local Budget (Grant)
	Buxheti lokal (Te adhurat e veta)	23.2	72.3	31.6	136.9	21.9	34.7	Local budget (Local revenues)
6	Shpenzime te tjera	3.1	2.8	(1.2)	1.3	30.4	(11.2)	Other expenditures
	Pagesa e papunesise	32.4	(2.0)	(40.7)	(10.4)	2.2	(10.4)	Unemployment insurance benefits
	Ndihma Ekonomike	4.7	4.2	9.5	3.0	34.0	(11.3)	Social assistance
II.	Fondi Rezerve							Reserve fund/contingency
II.	Shpenzime Kapitale	6.3	19.6	(12.6)	(17.0)	21.6	0.3	Capital expenditures
	Financimi Brendshem	8.8	29.8	(20.7)	(3.7)	50.7	(11.8)	Domestically financing
	Financimi Huaj	2.1	10.9	(2.7)	(30.4)	(18.9)	31.6	Foreign financing
III.	Kosto Int. te ristruktur. te Bankes	122.3	84.0					Cost of Bank Restructuring
	DEFICITI	(6.0)	1.1	(6.2)	(10.5)	12.2	(26.0)	OVERALL DEFICIT
	FINANCIMI DEFICITIT	(6.0)	1.1	(6.2)	(10.5)	12.2	(26.0)	Deficit Financing
	Brendshem	7.3	(5.7)	(24.3)	11.8	29.0	(24.5)	Domestic
	Te ardhura nga Privatizimi	885.5	42.0	(96.2)	85.4	1496.5	(93.8)	Privatization receipts
	Hua-marje e brendeshme	(28.3)	(14.9)	15.0	2.4	(27.9)	42.5	Domestic Borrowing
	Te tjera	(213.2)	(243.8)	(190.1)	125.1	(30.8)	(12.4)	Other
	I Huaj	(31.4)	21.2	36.1	(39.5)	(27.9)	(32.4)	Foreign
	Hua afatgjate(e marre)	(17.2)	(19.6)	66.0	(42.1)	(4.3)	(11.1)	Long-term Loan(Drawings)
	Ndryshimi i gjendjes se arkës	102.1	(155.9)	(74.1)	259.0	(108.9)	601.1	Chang. of stat. Account
	Ripagesat	17.5	(18.1)	221.6	(8.8)	26.0	11.2	Repayments
	KAPITUJËT KRYESORE							Main indicators
	Financimi i Brendshem i Deficitit	7.3	(5.7)	(24.3)	11.8	29.0	(24.5)	Domestically financed deficit
	Deficiti Pergjithshem	(6.0)	1.1	(6.2)	(10.5)	12.2	(26.0)	Overall Deficit
	Te ardh. - Shpen. nga Sig. Shoq. dhe Shend.	19.9	19.8	7.1	10.8	5.5	15.9	Soc.& health insur.contr.-outlays

TREGUESIT FISKALE SIPAS BUXHETIT TE KONSOLIDUAR NE TERMA REALE
FISCAL INDICATORS OF THE CONSOLIDATED BUDGET IN REAL TERMS

ne milion leke / (million lek)

Tab. 1.1c

Nr.	E M E R T I M I	2000	2001	2002	2003	2004	2005	
	TOTALI TE ARDHURAVE	125,439	153,728	154,915	163,914	175,667	190,060	TOTAL REVENUE
I.	Ndihmat	9,607	10,720	4,128	2,565	2,279	5,742	Grants
II.	Te ardhura tatimore	99,966	120,642	129,215	142,511	158,153	171,119	Tax Revenue
II.1	Nga Tatimet dhe doganat	77,873	92,651	98,291	106,624	117,299	126,238	From tax offices and customs
1	Tatimi mbi vleren e Shtuar	36,603	43,435	46,208	49,623	55,420	60,076	V. A. T
2	Tatimi mbi Fitimin	7,792	10,817	12,223	12,887	15,540	17,908	Profit Tax
3	Akcizat	8,789	10,074	9,343	12,016	15,055	17,243	Excise Tax
4	Tatimi mbi te Ardhurat Personale	4,407	6,650	6,162	6,287	6,529	6,891	Personal Income Tax
5	Taksa Nacionale dhe te tjera	7,274	8,170	10,941	12,233	11,538	11,433	National Taxes and others
7	Taksa Doganore	13,008	13,505	13,414	13,579	13,218	12,687	Custom Duties
II.2	Te ardhura nga Pushteti Lokal	2,839	4,235	5,235	7,766	9,160	11,188	Revenues from Local Gov.
1	Taksa lokale	1,263	2,151	2,682	4,881	5,292	7,657	Local Taxes
2	Tatimi mbi Biznesin e vogel	1,576	2,083	2,553	2,886	3,868	3,531	Small Business Tax
II.3	Te ardh Buxh. Pavarur (kontribute)	19,254	23,756	25,690	28,120	31,694	33,692	Social Ins. Contributions
1	Sigurimi Shoqeror	17,785	21,860	23,597	25,617	28,976	30,773	Social Insurance
2	Sigurimi Shendetesor	1,469	1,896	2,093	2,503	2,718	2,919	Health insurance
III.	Te ardhura Jotatimore	15,866	22,367	21,572	18,838	15,235	13,199	Nontax Revenue
1	Tran.Fitimi nga Banka e Shqiperise	9,818	11,518	10,313	8,677	4,851	4,611	Profit transferred from BOA
2	Te ardhura nga Inst.Buxhetore	4,637	5,879	6,315	5,974	7,564	6,676	Budgetary institutions revenue
3	Te tjera	1,411	4,970	4,944	4,187	2,821	1,912	Other/not allocated
	TOTALI I SHPENZIMEVE	163,826	196,382	192,916	197,171	211,956	216,290	TOTAL EXPENDITURE
I.	Shpenzime Korrente	128,013	148,585	154,912	166,322	175,493	180,566	Current Expenditures
1	Personeli	31,917	43,496	41,995	43,852	46,689	49,966	Personnel expenditures
	Paga	24,792	34,769	33,481	35,033	37,228	39,845	Wages
	Kontributi per Sigurime Shoqerore	7,124	8,727	8,515	8,819	9,461	10,122	Social insurance contributions
2	Interesat	28,394	24,931	24,814	29,233	27,083	24,231	Interest
	Te brendshme	27,720	23,779	22,515	27,617	25,452	22,513	Domestic
	Te Huaja	675	1,152	2,299	1,617	1,631	1,718	Foreign
3	Shpenzime Operative Mirembajtje	18,530	16,660	20,551	21,717	22,844	22,821	Operational & Maintenance
4	Subveconet	5,033	8,315	6,256	5,011	4,875	3,401	Subsidies
	Shpenzime per Sig.Sociale							
5	dhe transferime te tjera	35,898	45,873	52,565	57,860	63,036	70,634	Social insurance outlays
	Sigurime Shoqerore	27,795	34,942	36,640	39,619	42,394	45,621	Social insurance
	Sigurime Shendetesore	2,330	3,134	3,611	4,279	5,488	6,396	Health insurance
	Buxheti lokal (Granti)	4,412	5,218	9,091	6,495	6,306	6,968	Local Budget (Grant)
	Buxheti lokal (Te adhurat e veta)	1,362	2,579	3,222	7,466	8,849	11,649	Local budget (Local revenues)
6	Shpenzime te tjera	8,239	9,309	8,731	8,648	10,965	9,512	Other expenditures
	Pagesa e papunesise	1,843	1,986	1,118	979	973	852	Unemployment insurance benefits
	Ndihma Ekonomike	6,396	7,323	7,614	7,669	9,992	8,661	Social assistance
II.	Fondi Rezerve							Reserve fund/contingency
II.	Shpenzime Kapitale	34,829	45,807	38,004	30,849	36,462	35,724	Capital expenditures
	Financimi Brendshem	17,726	25,285	19,044	17,943	26,290	22,641	Domestically financing
	Financimi Huaj	16,827	20,521	18,960	12,906	10,173	13,083	Foreign financing
III.	Kosto Int. te rristruktur. te Bankes	984	1,991					Cost of Bank Restructuring
	DEFICITI	-38,387	-42,654	-38,000	-33,257	-36,288	-26,230	OVERALL DEFICIT
	FINANCIMI DEFICITIT	38,387	42,654	38,000	33,257	36,288	26,230	Deficit Financing
	Brendshem	28,767	29,836	21,438	23,450	29,415	21,689	Domestic
	Te ardhura nga Privatizimi	8,576	13,390	486	881	13,680	825	Privatization receipts
	Hua-marje e brendeshme	19,216	17,986	19,634	19,668	13,783	19,193	Domestic Borrowing
	Te tjera	975	-1,541	1,318	2,901	1,953	1,671	Other
I	Huaj	9,620	12,819	16,562	9,807	6,873	4,541	Foreign
	Hua afatgjate(e marre)	13,475	11,903	18,763	10,626	9,888	8,584	Long-term Loan(Drawings)
	Ndryshimi i gjendjes se arkës	-2,896	1,779	437	1,535	-133	-911	Chang. of stat. Account
	Ripagesat	-960	-864	-2,638	-2,354	-2,882	-3,132	Repayments
	KAPITUJ KRYESORE							Main indicators
	Financimi i Brendshem i Deficitit	28,766	29,836	21,438	23,450	29,415	21,689	Domestically financed deficit
	Deficiti Pergjithshem	-38,387	-42,654	-38,000	-33,257	-36,288	-26,230	Overall Deficit
	Te ardh. - Shpen. nga Sig. Shoq. dhe Shend.	-10,872	-14,320	-14,562	-15,779	-16,188	-18,324	Soc.& health insur.contr.-outlays

TREGUESIT FISKALE SIPAS BUXHETIT TE KONSOLIDUAR NE % PBB
FISCAL INDICATORS OF THE CONSOLIDATED BUDGET % GDP

ne milion leke (million lek)

Tab. 1.1d

Nr.	E M E R T I M I	2000	2001	2002	2003	2004	2005	
	TOTALI TE ARDHURAVE	24.51%	24.67%	24.49%	23.42%	23.76%	24.40%	TOTAL REVENUE
I.	Ndihmat	1.88%	1.72%	0.65%	0.37%	0.31%	0.74%	Grants
II.	Te ardhura tatimore	19.53%	19.36%	20.42%	20.36%	21.39%	21.96%	Tax Revenue
II.1	Nga Tatimet dhe doganat	15.22%	14.87%	15.54%	15.23%	15.87%	16.20%	From tax offices and customs
1	Tatimi mbi vleren e Shtuar	7.15%	6.97%	7.30%	7.09%	7.50%	7.71%	V. A. T
2	Tatimi mbi Fitimin	1.52%	1.74%	1.93%	1.84%	2.10%	2.30%	Profit Tax
3	Akcizat	1.72%	1.62%	1.48%	1.72%	2.04%	2.21%	Excise Tax
4	Tatimi mbi te Ardhurat Personale	0.86%	1.07%	0.97%	0.90%	0.88%	0.88%	Personal Income Tax
5	Taksa Nacionale dhe te tjera	1.42%	1.31%	1.73%	1.75%	1.56%	1.47%	National Taxes and others
6	Taksa Doganore	2.54%	2.17%	2.12%	1.94%	1.79%	1.63%	Custom Duties
II.2	Te ardhura nga Pushteti Lokal	0.55%	0.68%	0.83%	1.11%	1.24%	1.44%	Revenues from Local Gov.
1	Taksa lokale	0.25%	0.35%	0.42%	0.70%	0.72%	0.98%	Local Taxes
2	Tatimi mbi Biznesin e vogel	0.31%	0.33%	0.40%	0.41%	0.52%	0.45%	Small Business Tax
II.3	Te ardh Buxh. Pavarur (kontribute)	3.76%	3.81%	4.06%	4.02%	4.29%	4.32%	Social Ins. Contributions
1	Sigurimi Shoqëror	3.48%	3.51%	3.73%	3.66%	3.92%	3.95%	Social Insurance
2	Sigurimi Shendetësor	0.29%	0.30%	0.33%	0.36%	0.37%	0.37%	Health insurance
III.	Te ardhura Jotatimore	3.10%	3.59%	3.41%	2.69%	2.06%	1.69%	Nontax Revenue
1	Tran.Fitimi nga Banka e Shqiperise	1.92%	1.85%	1.63%	1.24%	0.66%	0.59%	Profit transferred from BOA
2	Te ardhura nga Inst.Buxhetore	0.91%	0.94%	1.00%	0.85%	1.02%	0.86%	Budgetary institutions revenue
3	Te tjera	0.28%	0.80%	0.78%	0.60%	0.38%	0.25%	Other/not allocated
	TOTALI I SHPENZIMEVE	32.01%	31.52%	30.49%	28.17%	28.67%	27.76%	TOTAL EXPENDITURE
I.	Shpenzime Korrente	25.01%	23.85%	24.49%	23.76%	23.74%	23.18%	Current Expenditures
1	Personeli	6.24%	6.98%	6.64%	6.27%	6.32%	6.41%	Personnel expenditures
	Paga	4.84%	5.58%	5.29%	5.01%	5.04%	5.11%	Wages
	Kontributi per Sigurime Shoqërore	1.39%	1.40%	1.35%	1.26%	1.28%	1.30%	Social insurance contributions
2	Interesat	5.55%	4.00%	3.92%	4.18%	3.66%	3.11%	Interest
	Te brendshme	5.42%	3.82%	3.56%	3.95%	3.44%	2.89%	Domestic
	Te Huaja	0.13%	0.18%	0.36%	0.23%	0.22%	0.22%	Foreign
3	Shpenzime Operative Mirembajtje	3.62%	2.67%	3.25%	3.10%	3.09%	2.93%	Operational & Maintenance
4	Subvencionet	0.98%	1.33%	0.99%	0.72%	0.66%	0.44%	Subsidies
5	dhe transferime te tjera	7.01%	7.36%	8.31%	8.27%	8.53%	9.07%	Social insurance outlays
	Sigurime Shoqërore	5.43%	5.61%	5.79%	5.66%	5.73%	5.86%	Social insurance
	Sigurime Shendetësore	0.46%	0.50%	0.57%	0.61%	0.74%	0.82%	Health insurance
	Buxheti lokal (Granti)	0.86%	0.84%	1.44%	0.93%	0.85%	0.89%	Local Budget (Grant)
	Buxheti lokal (Te ardhurat e veta)	0.27%	0.41%	0.51%	1.07%	1.20%	1.50%	Local Budget (Local revenue)
6	Shpenzime te tjera	1.61%	1.49%	1.38%	1.24%	1.48%	1.22%	Other expenditures
	Pagesa e papunesise	0.36%	0.32%	0.18%	0.14%	0.13%	0.11%	Unemployment insurance benefits
	Ndihma Ekonomike	1.25%	1.18%	1.20%	1.10%	1.35%	1.11%	Social assistance
II.	Fondi Rezerve	0.00%	0.00%	0.00%	0.00%	0.00%	0.00%	Reserve fund/contingency
II.	Shpenzime Kapitale	6.81%	7.35%	6.01%	4.41%	4.93%	4.59%	Capital expenditures
	Financimi Brendshem	3.46%	4.06%	3.01%	2.56%	3.56%	2.91%	Domestically financing
	Financimi Huaj	3.29%	3.29%	3.00%	1.84%	1.38%	1.68%	Foreign financing
	DEFICITI	-7.50%	-6.85%	-6.01%	-4.75%	-4.91%	-3.37%	OVERALL DEFICIT
	FINANCIMI DEFICITIT	7.50%	6.85%	6.01%	4.75%	4.91%	3.37%	Deficit Financing
	Brendshem	5.62%	4.79%	3.39%	3.35%	3.98%	2.78%	Domestic
	Te ardhura nga Privatizimi	1.68%	2.15%	0.08%	0.13%	1.85%	0.11%	Privatization receipts
	Hua-marje e brendeshme	3.75%	2.89%	3.10%	2.81%	1.86%	2.46%	Domestic Borrowing
	Te tjera	0.19%	-0.25%	0.21%	0.41%	0.26%	0.21%	Other
	I Huaj	1.88%	2.06%	2.62%	1.40%	0.93%	0.58%	Foreign
	Hua afatgjate(e marre)	2.63%	1.91%	2.97%	1.52%	1.34%	1.10%	Long-term Loan(Drawings)
	Ndryshimi i gjendjes se arkës	-0.57%	0.29%	0.07%	0.22%	-0.02%	-0.12%	Chang. of stat. Account
	Ripagesat	-0.19%	-0.14%	-0.42%	-0.34%	-0.39%	-0.40%	Repayments
	KAPITUJT KRYESORE							Main indicators
	Financimi i Brendshem i Deficitit	5.62%	4.79%	3.39%	3.35%	3.98%	2.78%	Domestically financed deficit
	Deficiti Pergjithshem	-7.50%	-6.85%	-6.01%	-4.75%	-4.91%	-3.37%	Overall Deficit
	Te ardh. - Shpen. nga Sig. Shoq. dhe Shend.	-2.12%	-2.30%	-2.30%	-2.25%	-2.19%	-2.35%	Soc. & health insur.contr.-outlays

TRIGUESIT FISKALË SIPAS BUXHETIT TE KONSOLIDUAR 2005
(FISCAL INDICATORS REGARDING CONSOLIDATED BUDGET OF 2005)

ne milion leke (in million of leks)

Progressive (Progressive data)

Tab. 1.2a

Nr.	E M E R T I M I	Jan Jan	Shku Feb	Mars March	Prill April	Maj May	Qer June	Korr July	Gusht Aug	Shta Sept	Tet Oct	Nent Nov	Dhjetor Dec	
	TOTALI TE ARDHURAVE	13,425	28,044	45,400	60,776	76,762	93,411	109,019	125,230	142,813	161,499	180,806	204,163	TOTAL REVENUE
I.	Ndihma	449	559	729	733	1,180	1,277	1,218	1,457	1,507	2,227	2,832	6,168	Grants
II.	Te ardhura tatimore	12,111	24,877	41,041	55,591	69,430	84,787	99,563	114,450	130,776	148,996	165,128	183,816	Tax Revenue
II.1	Nga Tatimet dhe Doganat	9,171	18,217	29,077	39,390	49,769	61,775	72,306	83,611	96,268	109,978	122,362	135,605	From tax offices and customs
1	Tatimi mbi Vleren e Shtuar	4,493	8,819	13,454	18,281	23,489	28,545	33,588	38,937	45,185	52,136	58,401	64,534	V. A. T
2	Tatimi mbi Fitimin	1,197	2,551	4,867	6,105	7,756	9,101	10,719	12,144	13,672	15,536	17,067	19,237	Profit Tax
3	Akciat	1,143	2,136	3,435	4,895	6,276	7,893	9,335	11,109	13,140	15,228	16,937	18,523	Excise Tax
4	Tatimi mbi te Ardhurat Personale	568	1,056	1,560	2,194	2,669	3,311	3,824	4,443	5,068	5,652	6,398	7,402	Personal Income Tax
5	Taksa Nacionale dhe te tjera	861	1,840	2,916	4,020	4,793	7,035	7,840	8,818	9,736	10,606	11,379	12,281	National Taxes and others
6	Taksa Doganore	909	1,814	2,844	3,894	4,787	5,890	7,000	8,159	9,467	10,821	12,180	13,629	Custom Duties
II.2	Te ardhura nga Pushteti Lokal	385	1,180	3,454	4,672	5,494	5,977	6,953	7,812	8,577	9,820	10,591	12,019	Revenues from Local Gov.
1	Taksa Lokale	305	870	2,179	2,917	3,686	4,607	5,405	6,062	6,709	7,316	7,316	8,226	Local Taxes
2	Tatimi mbi Biznesin e vogel	80	310	1,275	1,755	1,808	1,992	2,347	2,407	2,514	3,112	3,274	3,793	Small Business Tax
II.3	Te ardh. Buxh. Pavarur (kontribute)	2,555	5,481	8,511	11,530	14,167	17,034	20,304	23,028	25,931	29,198	32,175	36,192	Social ins. contributions
1	Sigurimi Shoqeror	2,360	5,036	7,783	10,538	12,962	15,581	18,540	21,045	23,691	26,657	29,391	33,056	Social Insurance
2	Sigurimi Shendetesor	195	444	727	992	1,205	1,453	1,764	1,983	2,240	2,541	2,784	3,136	Health insurance
III.	Te ardhura Jotatimore	865	2,608	3,629	4,451	6,151	7,348	8,239	9,322	10,530	10,275	12,845	14,178	Non-tax Revenue
1	Tran.Fitimi nga Banka e Shoqerise	0	434	804	804	1,836	2,256	2,616	3,026	3,466	3,971	4,371	4,953	Profit transfer from BOA
2	Te ardhura nga Inst.Buxhetore	629	1,836	2,290	2,979	3,533	4,091	4,381	4,926	5,460	4,568	6,592	7,172	Income of budgetary institutions
3	Te tjera	237	339	535	669	783	1,002	1,242	1,370	1,604	1,737	1,882	2,054	Other/not allocated
	TOTALI I SHPENZIMEVE	12,345	29,565	46,814	64,680	83,010	102,879	123,234	140,682	161,795	179,715	197,107	232,339	TOTAL EXPENDITURE
I.	Shpenzime Korrente	11,407	26,397	41,968	57,570	73,304	89,714	107,260	121,716	138,951	153,571	168,476	193,964	Current Expenditures
1	Personeli	3,550	7,817	12,036	16,127	20,344	24,581	29,593	33,571	38,126	42,091	46,462	53,674	Personnel expenditures
	Paga	2,909	6,180	9,484	12,710	16,010	19,367	23,427	26,553	30,155	33,242	36,671	42,801	Wages
	Kontributi per Sigurime Shoqerore	641	1,637	2,552	3,416	4,334	5,215	6,166	7,018	7,970	8,850	9,791	10,873	Social insurance contributions
	Politikat e reja pagash													
2	Interesat	2,405	4,067	7,036	8,989	11,051	13,155	15,940	17,972	20,576	22,251	24,009	26,029	Interest
	Te Brendshme	2,315	3,817	6,750	8,520	10,447	12,281	14,965	16,834	19,384	20,943	22,461	24,184	Domestic
	Te Huaja	90	250	286	470	605	874	975	1,137	1,192	1,308	1,549	1,845	Foreign
3	Shpenzime Operative Mirembajtje	381	2,532	4,491	6,442	8,738	11,031	13,540	14,530	16,744	18,650	20,364	24,515	Operational & Maintenance
4	Subvencionet	95	252	598	1,206	1,367	1,729	1,937	2,159	2,564	2,847	2,978	3,653	Subsidies
	Shpenzime per Sig.Sociale													
5	dhe te tjera	4,898	10,277	15,628	21,548	27,676	34,229	40,475	46,884	53,541	59,540	65,583	75,875	Social insurance outlays
	Sigurime Shoqerore	3,625	7,143	10,781	14,605	18,424	22,758	26,986	31,534	35,781	39,840	43,780	49,006	Social insurance
	Sigurime Shendetesore	746	1,333	1,879	2,368	2,816	3,427	3,900	4,334	4,819	5,209	5,502	6,870	Health insurance
	Buxheti lokal (Granti)	383	871	1,477	2,106	2,840	3,400	4,024	4,548	5,317	5,877	6,585	7,485	Local Budget (Grant)
	Buxheti lokal (Te ardhurat e veta)	144	930	1,492	2,469	3,596	4,645	5,565	6,469	7,624	8,614	9,716	12,514	Local Budget (Proper revenues)
6	Shpenzime te tjera	78	1,452	2,179	3,258	4,127	4,988	5,776	6,601	7,402	8,193	9,080	10,218	Other expenditures
	Pagesa e Papunesise	59	125	226	299	372	452	515	593	673	749	840	915	Unemployment insurance benefits
	Ndihma Ekonomike	19	1,327	1,953	2,958	3,755	4,536	5,262	6,008	6,728	7,444	8,240	9,303	Social assistance
	Kompensim per ish te perndjekurit politike													Housing subsidy
8	Kompensim ne vlerë i pronareve													Reserve fund/contingency
II.	Fondi Rezerve													Reserve fund/contingency
II.	Shpenzime Kapitale	938	3,167	4,845	7,110	9,706	13,165	15,973	18,966	22,844	26,144	28,631	38,375	Capital expenditures
	Financimi Brendshem	0	1,063	1,899	3,446	5,455	8,240	10,401	12,692	15,447	17,430	19,374	24,321	Domestically financing
	Financimi Huaj	938	2,104	2,947	3,664	4,251	4,925	5,572	6,274	7,397	8,714	9,257	14,054	Foreign financed
IV.	Kosto Int. te Ristr. te Bankes													Interest cost of Bank restr.
	DEFICITI	1,080	-1,520	-1,413	-3,904	-6,249	-9,468	-14,214	-15,452	-18,983	-18,217	-16,301	-28,176	Overall Deficit
	FINANCIMI DEFICITIT	-1,080	1,520	1,413	3,904	6,249	9,468	14,214	15,452	18,983	18,217	16,301	28,176	Deficit Financing
	Brendshem	-1,361	391	-267	1,534	3,992	7,348	11,632	12,595	15,186	13,848	11,982	23,298	Domestic
	Te ardhura nga privatizimi	190	254	382	408	439	617	800	812	827	867	876	887	Privatization receipts
	Hue-marrije e brendeshme	1,909	3,208	4,610	6,596	7,704	10,477	11,945	12,715	14,857	17,122	15,883	20,617	Domestic Borrowing
	Te tjera	-3,459	-3,071	-5,259	-5,470	-4,151	-3,746	-1,113	-932	-498	-4,141	-4,777	1,795	Other
I	Huaj	281	1,129	1,681	2,370	2,257	2,120	2,583	2,857	3,796	4,368	4,319	4,878	Foreign
	Hua afatgjate(e marre)	483	1,544	2,084	3,007	3,330	3,479	4,092	4,418	5,735	6,205	6,366	9,221	Long-term Loan(Drawings)
	Ndryshimi i gjendjes se arkës*	6	7	135	-60	-178	172	259	411	155	283	422	-979	Chang. of stat. Account*
	Ripagesat	-209	-422	-538	-577	-895	-1,531	-1,768	-1,972	-2,094	-2,119	-2,468	-3,364	Repayments
	KAPITUJUT KRYESORE													Main indicators
	Financimi i Brendshem i Deficitit	-1,361	391	-267	1,534	3,992	7,348	11,632	12,595	15,186	13,848	11,982	23,298	Domestically financed deficit
	Deficiti Pergjithshem	1,080	-1,520	-1,413	-3,904	-6,249	-9,468	-14,214	-15,452	-18,983	-18,217	-16,301	-28,176	Overall Balance
	Te ardh. Shpen.nga Sig. Shoq.dhe Shend.	-1,817	-2,995	-4,149	-5,444	-7,073	-9,150	-10,582	-12,840	-14,669	-15,851	-17,107	-19,684	Soc.& health insur.contr.-outlays

* Ndryshimi i gjendjes se arkës* perfaqeson ndryshimin ne Depozites se Financimeve te Huaja

"Chang. of stat. Account" stands for the change in Foreign Financing Deposit

TREGUESIT FISKALE SIPAS BUXHETIT TE KONSOLIDUAR 2005
(FISCAL INDICATORS REGARDING CONSOLIDATED BUDGET OF 2005)

ne milion leke (in million of leks)		Mujore (monthly)											Tab. 1.2b	
Nr.	E M E R T I M I	Jan Jan	Shkurt Feb	Mars Mar	Prill April	Maj May	Qersh June	Korrik July	Gusht Aug	Shta Sep	Tetor Oct	Nentor Nov	Dhjetor Dec	
	TOTALI TE ARDHURAVE	13,425	14,620	17,356	15,376	15,986	16,649	15,608	16,210	17,583	18,686	19,307	23,357	TOTAL REVENUE
I.	Ndihma	449	110	171	4	447	96	-59	240	49	720	605	3,336	Grants
II.	Te ardhura tatimore	12,111	12,767	16,164	14,550	13,839	15,356	14,776	14,887	16,325	18,221	16,132	18,688	Tax Revenue
II.1	Nga Tatimet dhe Doganat	9,171	9,046	10,860	10,313	10,379	12,006	10,531	11,305	12,658	13,710	12,384	13,243	From tax offices and customs
1	Tatimi mbi Vleren e Shtuar	4,493	4,326	4,635	4,827	5,208	5,056	5,043	5,350	6,247	6,951	6,265	6,133	V. A. T
2	Tatimi mbi Fitimin	1,197	1,354	2,316	1,238	1,651	1,345	1,618	1,426	1,528	1,863	1,531	2,170	Profit Tax
3	Alkizati	1,143	993	1,299	1,460	1,381	1,617	1,442	1,774	2,031	2,088	1,709	1,586	Excise Tax
4	Tatimi mbi te Ardhurat Personale	568	488	504	634	474	642	513	619	625	585	746	1,004	Personal Income Tax
5	Taksa Nacionale dhe te tjera	861	979	1,076	1,104	773	2,242	806	978	918	869	773	902	National Taxes and others
6	Taksa Doganore	909	905	1,030	1,050	893	1,104	1,110	1,158	1,308	1,354	1,359	1,449	Custom Duties
II.2	Te ardhura nga Pushteti Lokal	385	795	2,274	1,218	483	976	859	765	1,244	771	1,428	771	Revenues from Local Gov.
1	Taksa Lokale	305	565	1,309	738	769	300	621	798	657	646	608	909	Local Taxes
2	Tatimi mbi Biznesin e vogel	80	230	965	480	54	183	355	60	108	597	163	519	Small Business Tax
II.3	Te ardh. Buxh. Pavarur (kontribute)	2,555	2,926	3,030	3,019	2,637	2,867	3,269	2,724	2,903	3,267	2,978	4,017	Social ins. contributions
1	Sigurimi Shoqeror	2,360	2,676	2,747	2,754	2,425	2,619	2,958	2,505	2,646	2,966	2,735	3,665	Social Insurance
2	Sigurimi Shendetesor	195	250	283	265	213	248	311	219	257	301	243	352	Health insurance
III.	Te ardhura Jotatimore	865	1,743	1,021	822	1,700	1,197	891	1,083	1,208	-255	2,570	1,333	Nontax Revenue
1	Tran.Fitimi nga Banka e Shqipërisë	0	434	370	0	1,032	420	360	410	440	505	400	582	Profit transfer from BOA
2	Te ardhura nga Inst.Buxhetore	629	1,207	454	689	554	558	290	545	534	-893	2,025	579	Income of budgetary institutions
3	Te tjera	237	102	197	133	114	219	241	128	234	133	145	172	Other/not allocated
	TOTALI I SHPENZIMEVE	12,345	17,220	17,249	17,866	18,331	19,869	20,354	17,448	21,114	17,920	17,392	35,232	TOTAL EXPENDITURE
I.	Shpenzime Korrente	11,407	14,991	15,571	15,602	15,734	16,410	17,546	14,456	17,235	14,620	14,905	25,487	Current Expenditures
1	Personeli	3,550	4,267	4,219	4,091	4,217	4,237	5,011	3,978	4,555	3,966	4,371	7,212	Personnel expenditures
	Paga	2,909	3,271	3,304	3,226	3,299	3,357	4,060	3,126	3,602	3,087	3,429	6,130	Wages
	Kontributi per Sigurime Shoqerore	641	996	915	865	918	880	951	852	952	879	941	1,082	Social insurance contributions
2	Interesat	2,405	1,662	2,969	1,954	2,062	2,104	2,785	2,032	2,604	1,675	1,759	2,020	Interest
	Te Brendshme	2,315	1,502	2,933	1,770	1,927	1,834	2,684	1,869	2,550	1,559	1,518	1,723	Domestic
	Te Huaja	90	161	36	184	135	269	101	162	55	116	241	296	Foreign
3	Shpenzime Operative Mirembajtje	381	2,152	1,959	1,951	2,296	2,293	2,509	990	2,214	1,906	1,714	4,151	Operational & Maintenance
4	Subvencionet	95	157	345	608	161	362	208	222	406	283	131	675	Subsidies
5	Shpenzime per Sig.Sociale	4,898	5,379	5,351	5,919	6,129	6,553	6,246	6,409	6,657	5,999	6,043	10,292	Social insurance outlays
	Te ardhura nga Sigurime Shoqerore	3,625	3,518	3,638	3,824	3,819	4,333	4,229	4,547	4,247	4,059	3,940	5,226	Social insurance
	Sigurime Shendetesore	746	587	545	490	448	611	473	434	485	390	294	1,368	Health insurance
	Buxheti lokal (Granti)	383	488	606	629	734	560	624	524	769	561	707	900	Local Budget (Grant)
	Buxheti lokal (Te ardhurat e veta)	144	786	562	976	1,128	1,049	920	904	1,155	990	1,102	2,798	Local Budget (Proper revenues)
6	Shpenzime te tjera	78	1,374	727	1,079	870	861	788	825	801	791	887	1,138	Other expenditures
	Pagesa e Papunesise	59	66	101	74	73	80	63	79	80	76	91	75	Unemployment insurance benefits
	Ndihma Ekonomike	19	1,308	626	1,005	797	781	726	746	720	716	796	1,063	Social assistance
	Subvencion te Pastrehet													Housing subsidy
II.	Fondi Rezerve													Reserve fund/contingency
II.	Shpenzime Kapitale	938	2,229	1,678	2,265	2,596	3,459	2,808	2,992	3,878	3,300	2,487	9,745	Capital expenditures
	Financimi Brendshem	0	1,063	836	1,547	2,009	2,785	2,161	2,290	2,755	1,983	1,944	4,948	Domestically financing
	Financimi Huaj	938	1,166	843	718	587	675	647	702	1,123	1,318	543	4,797	Foreign financed
IV.	Kosto Int. te Ristr. te Bankes													Interest cost of Bank restr.
	DEFICITI	1,080	-2,600	107	-2,491	-2,344	-3,219	-4,746	-1,238	-3,531	766	1,916	-11,875	Overall Deficit
	FINANCIMI DEFICITIT	-1,080	2,600	-107	2,491	2,344	3,219	4,746	1,238	3,531	-766	-1,916	11,875	Deficit Financing
	Brendshem	-1,361	1,752	-658	1,801	2,458	3,356	4,284	963	2,591	-1,338	-1,866	11,316	Domestic
	Te ardhura nga privatizimi	190	65	128	26	31	177	183	13	14	41	9	10	Privatization receipts
	Hua-marje e brendeshme	1,909	1,299	1,402	1,986	1,108	2,773	1,468	770	2,143	2,265	-1,239	4,734	Domestic Borrowing
	Te tjera	-3,459	388	-2,188	-211	1,319	405	2,633	181	434	-3,643	-636	6,572	Other
	Huaj	281	848	551	689	-113	-137	463	274	939	572	-50	559	Foreign
	Hua afatgjate(e marre)	483	1,061	539	923	323	149	614	326	1,318	470	161	2,855	Long-term Loan(Drawings)
	Ndryshimi i gjendjes se arkës*	6	1	128	-195	-118	351	86	152	-256	128	139	-1,400	Chang. of stat. Account*
	Ripagesat	-209	-213	-116	-39	-318	-636	-237	-204	-122	-25	-349	-896	Repayments
	KAPITULI KRYESORE													Main indicators
	Financimi i Brendshem i Deficitit	-1,361	1,752	-658	1,801	2,458	3,356	4,284	963	2,591	-1,338	-1,866	11,316	Domestically financed deficit
	Deficitit Pergjithshem	1,080	-2,600	107	-2,491	-2,344	-3,219	-4,746	-1,238	-3,531	766	1,916	-11,875	Overall Balance
	Te ardh. Shpen. nga Sig. Shoq.dhe Shend.	-1,817	-1,178	-1,154	-1,295	-1,629	-2,077	-1,432	-2,257	-1,830	-1,182	-1,256	-2,577	Soc.& health insur.contr.-outlays

* "Ndryshimi i gjendjes se arkës" përfaqëson ndryshimin ne Depozites se Financimeve te Huaja

"Chang. of stat. Account" stands for the change in Foreign Financing Deposit

NDRYSHIMI TREGUESVE FISKALE KRAHASUAR ME 2004 NE TERMA NOMINALE
THE CHANGE OF FISCAL INDICATORS COMPARED WITH 2004 IN NOMINAL TERMS

Ne % (in percent)

Tab. 1.2c

Nr.	E M E R T I M I	Jan Jan	Shku Feb	Mars March	Prill April	Maj May	Qer June	Korr July	Gusht Aug	Shta Sept	Tet Oct	Nent Nov	Dhjetor Dec	
	TOTALI TE ARDHURAVE	10.79	10.03	9.78	8.10	8.19	8.72	8.22	7.89	7.81	8.16	9.34	10.74	TOTAL REVENUE
I.	Ndihma	7,114.79	186.13	222.28	207.12	196.31	125.51	60.44	74.89	26.11	45.27	18.56	157.87	Grants
II.	Te ardhura tatimore	10.50	7.67	8.83	9.85	8.03	8.76	8.76	8.42	8.70	10.52	10.67	10.75	Tax Revenue
II.1	Nga Tatimet dhe Doganat	12.30	8.27	9.20	9.24	6.98	8.48	7.62	7.06	8.31	9.96	10.26	10.16	From tax offices and customs
1	Tatimi mbi Vleren e Shtuar	16.61	10.27	7.92	10.27	8.86	8.05	8.20	7.43	8.90	10.51	9.59	10.96	V. A. T
2	Tatimi mbi Fitimin	16.98	28.38	35.06	27.79	27.68	20.05	12.78	15.40	16.38	18.46	16.32	17.96	Profit Tax
3	Akricizat	17.39	10.14	20.42	16.21	14.81	14.95	12.75	11.99	13.65	16.35	20.03	17.24	Excise Tax
4	Tatimi mbi te Ardhurat Personale	4.22	1.75	-2.32	2.41	1.28	6.33	4.98	8.04	7.75	8.48	16.33	8.02	Personal Income Tax
5	Taksa Nacionale dhe te tjera	-5.94	-10.08	-7.28	-8.32	-15.33	5.30	2.37	1.80	1.80	2.70	2.14	1.43	National Taxes and others
6	Taksa Doganore	6.19	-0.16	-3.97	-1.74	-6.27	-6.28	-5.72	-5.53	-3.54	-2.50	-0.70	-1.75	Custom Duties
II.2	Te ardhura nga Pushteti Lokal	-32.10	-21.70	-0.19	5.63	7.36	5.17	14.67	17.51	9.86	14.80	16.03	25.02	Revenues from Local Gov.
1	Taksa Lokale	-29.01	-9.97	19.34	22.28	25.96	18.10	27.60	37.40	40.47	37.85	43.69	48.12	Local Taxes
2	Tatimi mbi Biznesin e vogel	-41.75	-42.64	-22.00	-13.88	-17.48	-13.73	-4.36	-11.33	-27.98	-15.63	-18.86	-6.57	Small Business Tax
III.	Te ardh. Buxh. Pavarur (kontribute)	14.72	14.85	11.66	13.91	12.19	11.11	10.99	10.64	9.77	11.26	10.55	8.81	Social ins. contributions
1	Sigurimi Shoqëror	15.87	16.20	11.65	14.16	12.35	11.40	10.90	10.67	9.83	11.34	10.86	8.71	Social Insurance
2	Sigurimi Shëndetësor	2.41	1.50	11.70	11.24	10.48	8.11	11.97	10.35	9.19	10.44	7.40	9.95	Health insurance
III.	Te ardhura Jotatimore	-24.83	19.21	6.12	-17.21	-2.12	-0.55	-2.37	-3.75	-3.89	-20.79	-6.67	-11.32	Non-tax Revenue
1	Tran.Fitimi nga Banka e Shqipërisë	-8.43	-23.14	-50.29	-10.79	-8.36	-7.28	-0.99	-0.67	1.58	1.06	-2.71	-2.71	Profit transfer from BOA
2	Te ardhura nga Inst.Buxhetore	-36.15	24.35	11.99	7.59	12.38	8.95	0.44	-2.08	-5.41	-30.37	-2.01	-9.65	Income of budgetary institutions
3	Te tjera	42.21	42.33	62.49	-32.55	-27.73	-14.58	-1.07	-14.28	-5.33	-30.60	-30.56	-30.61	Other/not allocated
	TOTALI I SHPENZIMEVE	-1.08	10.06	7.93	6.44	7.95	9.02	7.65	7.08	6.92	5.61	3.66	4.45	TOTAL EXPENDITURE
I.	Shpenzime Korrente	0.81	9.51	7.98	6.10	7.19	7.28	6.56	6.48	6.62	5.54	5.03	5.32	Current Expenditures
1	Personeli	4.72	12.27	11.68	10.77	11.23	10.56	9.58	10.73	10.80	9.91	9.55	9.54	Personnel expenditures
	Paga	5.35	11.69	11.10	10.25	10.85	10.92	9.38	10.70	11.09	9.85	9.52	9.55	Wages
	Kontributi per Sigurime Shoqërore	1.95	14.51	13.90	12.75	12.65	9.24	10.37	10.80	9.73	10.16	9.63	9.50	Social insurance contributions
2	Interesat	-19.11	-18.15	-6.95	-17.00	-15.19	-14.32	-12.86	-11.42	-10.82	-10.04	-9.25	-8.42	Interest
	Te Brendshme	-15.82	-18.81	-7.02	-17.50	-15.50	-15.17	-13.26	-12.13	-11.51	-10.81	-10.10	-9.46	Domestic
	Te Huaja	-59.73	-6.72	-5.37	-6.88	-9.35	-0.19	-6.22	0.60	2.21	4.17	5.31	7.76	Foreign
3	Shpenzime Operative Mirembajtje	-32.30	6.01	10.24	7.86	7.67	7.97	7.43	2.82	2.85	1.34	-1.20	2.25	Operational & Maintenance
4	Subvencionet	30.04	34.48	-46.56	-13.70	-16.00	-17.13	-25.95	-22.50	-20.46	-24.31	-27.95	-28.60	Subsidies
5	Shpenzime per Sig.Sociale dhe te tjera	16.95	20.22	15.84	14.76	16.21	16.40	15.26	14.56	14.49	13.43	13.00	14.69	Social insurance outlays
	Sigurime Shoqërore	12.29	10.56	8.40	8.51	9.01	10.18	10.56	10.86	10.63	10.65	10.59	10.15	Social insurance
	Sigurime Shëndetësore	67.75	50.93	39.21	26.91	24.04	24.13	17.93	16.03	12.80	9.74	6.05	19.28	Health insurance
	Buxheti lokal (Granti)	2.82	10.29	9.99	10.67	10.42	10.45	10.05	11.76	12.62	11.33	12.44	13.11	Local Budget (Grant)
	Buxheti lokal (Te ardhurat e veta)	1.04	124.13	74.79	59.53	73.63	59.54	48.62	38.32	40.44	33.31	31.23	34.75	Local Budget (Proper revenues)
6	Shpenzime te tjera	-39.49	38.49	18.13	19.66	17.66	15.26	14.90	12.57	12.50	4.77	3.67	-11.20	Other expenditures
	Pagesa e Papunesise	0.87	-12.22	-6.10	-8.73	-8.90	-9.70	-11.12	-10.80	-6.43	-6.98	-5.49	-10.37	Unemployment insurance benefits
	Ndihma Ekonomike	-73.39	46.45	21.76	23.54	21.15	18.53	18.28	15.56	14.83	6.12	4.71	-11.28	Social assistance
II.	Fondi Rezerve													Reserve fund/contingency
II.	Shpenzime Kapitale	-19.41	14.87	7.50	9.29	14.03	22.53	15.66	11.11	8.77	6.00	-3.75	0.29	Capital expenditures
	Financimi Brendshem	-99.58	-1.30	-19.01	-7.76	22.18	26.72	21.79	16.28	10.91	4.76	-2.84	-11.85	Domestically financed
	Financimi Huaj	-17.91	25.24	36.22	32.28	5.03	16.12	5.72	1.94	4.56	8.57	-5.61	31.64	Foreign financed
IV.	Kosto Int. te Ristr. te Bankes													Interest cost of Bank restr.
	DEFICITI	-398.34	10.62	-29.98	-14.08	5.03	12.02	3.53	0.95	0.62	-12.65	-34.24	-26.01	Overall Deficit
	FINANCIMI DEFICITIT	-398.34	10.62	-29.98	-14.08	5.03	12.02	3.53	0.95	0.62	-12.65	-34.24	-26.01	Deficit Financing
	Brendshem	162.38	54.61	-148.47	-38.36	25.16	17.67	5.92	7.67	2.53	-14.54	-39.10	-24.53	Domestic
	Te ardhura nga privatizimi	1,282.16	847.75	275.69	75.81	-88.27	-85.14	-89.52	-89.64	-90.01	-89.68	-90.37	-93.82	Privatization receipts
	Hua-marje e brendeshme	-51.14	-23.51	-7.42	-4.52	87.09	90.57	130.99	132.84	80.72	70.85	21.18	42.54	Domestic Borrowing
	Te tjera	-22.07	-22.60	16.10	17.60	-11.16	10.04	-38.81	-41.78	-70.51	86.15	88.49	-12.43	Other
I	Huaj	-68.10	0.70	14.52	15.32	-18.23	-3.95	-6.00	-20.81	-6.36	-6.05	-15.57	-32.37	Foreign
	Hua afatgjate(e marre)	-13.67	51.64	21.43	40.18	-2.30	-1.64	-3.86	-14.13	-0.55	-2.68	-16.46	-11.14	Long-term Loan(Drawings)
	Ndryshimi i gjendjes se arkës*	-98.95	-98.54	-37.41	-115.85	-185.54	37.11	12.61	33.17	-34.36	21.53	-609.01	601.08	Chang. of stat. Account*
	Ripagesat	-18.93	18.71	15.97	22.54	4.47	5.21	1.70	6.83	7.45	8.21	1.93	11.23	Repayments
	KAPITULI KYESORE													Main indicators
	Financimi i Brendshem i Deficitit	162.38	54.61	-148.47	-38.36	25.16	17.67	5.92	7.67	2.53	-14.54	-39.10	-24.53	Domestically financed deficit
	Deficiti Pergjithshem	-398.34	10.62	-29.98	-14.08	5.03	12.02	3.53	0.95	0.62	-12.65	-34.24	-26.01	Overall Balance
	Te ardh. Shpen. nga Sig. Shoq dhe Shënd.	25.59	16.47	12.95	4.60	8.08	13.17	12.31	12.97	12.90	9.25	9.15	15.86	Soc.& health insur.contr.-outlays

* Ndryshimi i gjendjes se arkës* përfaqëson ndryshimin ne Depozites se Financimeve te Huaja

Chang. of stat. Account stands for the change in Foreign Financing Deposit

NDRYSHIMI I TREGUESVE FISKALE KRAHASUAR ME 2004 NE TERMA REALE
THE CHANGE OF FISCAL INDICATORS COMPARED WITH 2004 IN REAL TERMS

Ne % (in percent)

Tab. 1.2d

Nr.	E M E R T I M I	Jan Jan	Shku Feb	Mars Mar	Prill April	Maj May	Qersh June	Korrik July	Gusht Aug	Shta Sep	Tetor Oct	Nentor Nov	Dhjet Dec	
I.	TOTALI TE ARDHURAVE	5.99	4.57	4.27	3.21	4.60	7.23	9.84	9.24	8.13	5.92	6.19	8.57	TOTAL REVENUE
II.	Ndihma	6,802.18	171.94	206.13	193.20	186.47	122.42	62.84	77.09	26.48	42.26	15.15	152.81	Grants
II.	Te ardhura tatimore	5.71	2.33	3.38	4.88	4.45	7.27	10.39	9.79	9.01	8.24	7.48	8.57	Tax Revenue
II.1	Nga Tatimet dhe Doganat	7.44	2.90	3.72	4.29	3.43	6.99	9.23	8.41	8.62	7.69	7.08	8.00	From tax offices and customs
1	Tatimi mbi Vleren e Shtuar	11.56	4.80	2.51	5.27	5.24	6.57	9.82	8.79	9.22	8.23	6.43	8.78	V. A. T
2	Tatimi mbi Fitimin	11.91	22.02	28.29	22.01	23.44	18.40	19.04	16.86	16.72	16.02	12.97	15.64	Profit Tax
3	Akcizat	12.30	4.68	14.38	10.94	10.99	13.37	14.44	13.40	13.98	13.95	16.57	14.94	Excise Tax
4	Tatimi mbi te Ardhurat Personale	-0.29	-3.30	-7.22	-2.23	-2.09	4.88	6.56	9.40	8.06	6.24	12.98	5.90	Personal Income Tax
5	Taksa Nacionale dhe te tjera	-10.01	-14.54	-11.93	-12.47	-18.14	3.86	3.91	3.09	2.09	0.58	-0.80	-0.56	National Taxes and others
6	Taksa Doganore	1.59	-5.11	-8.78	-6.19	-9.39	-7.57	-4.31	-4.34	-3.26	-4.52	-3.57	-3.68	Custom Duties
II.2	Te ardhura nga Pushiteti Lokal	-35.04	-25.58	-5.19	0.84	3.79	3.73	16.39	18.99	10.18	12.42	12.69	22.57	Revenues from Local Gov.
1	Taksa Lokale	-32.08	-14.43	13.36	16.75	21.78	16.48	29.51	39.13	40.88	35.00	39.54	45.21	Local Taxes
2	Tatimi mbi Biznesin e vogel	-44.27	-45.48	-25.91	-17.78	-20.22	-14.91	-2.93	-10.21	-27.77	-17.37	-21.20	-8.40	Small Business Tax
III.	Te ardh. Buxh. Pavarur (kontribute)	9.75	9.15	6.06	8.75	8.46	9.59	12.65	12.03	10.09	8.96	7.36	6.68	Social ins. contributions
1	Sigurimi Shoqëror	10.85	10.43	6.06	8.99	8.62	9.87	12.56	12.06	10.15	9.04	7.66	6.57	Social Insurance
2	Sigurimi Shëndetësor	-2.03	-3.53	6.10	6.20	6.81	6.63	13.65	11.74	9.51	8.16	4.30	7.79	Health insurance
III.	Te ardhura Jotatimore	-28.08	13.30	0.80	-20.96	-5.37	-1.92	-0.90	-2.54	-3.61	-22.43	-9.36	-13.06	Nontax Revenue
1	Tran.Fitimi nga Banka e Shqipërise				-52.54	-13.75	-9.62	-5.89	0.25	-0.38	-0.52	-1.86	-4.62	Profit transfer from BOA
2	Te ardhura nga Inst.Buxhetore	-38.92	18.18	6.38	2.72	8.65	7.45	1.94	-0.85	-5.13	-31.81	-4.84	-11.43	Income of budgetary institutions
3	Te tjera	36.04	35.28	54.34	-35.60	-30.13	-15.75	0.41	-13.20	-5.06	-32.03	-32.56	-31.97	Other/not allocated
I.	TOTALI I SHPENZIMEVE	-5.36	4.60	2.52	1.62	4.36	7.53	9.27	8.43	7.23	3.43	0.67	2.40	TOTAL EXPENDITURE
I.	Shpenzime Korrente	-3.56	4.08	2.56	1.30	3.63	5.81	8.15	7.82	6.93	3.36	2.00	3.25	Current Expenditures
1	Personeli	0.18	6.70	6.08	5.75	7.54	9.05	11.23	12.12	11.13	7.64	6.39	7.39	Personnel expenditures
	Paga	0.78	6.15	5.53	5.26	7.17	9.40	11.02	12.10	11.41	7.58	6.37	7.40	Wages
	Kontributi per Sigurime Shoqërore	-2.46	8.83	8.19	7.65	8.91	7.74	12.02	12.20	10.05	7.88	6.47	7.35	Social insurance contributions
2	Interesat	-22.61	-22.21	-11.62	-20.76	-18.00	-15.49	-11.56	-10.30	-10.56	-11.90	-11.86	-10.22	Interest
	Te Brendshme	-19.47	-22.83	-11.68	-21.23	-18.31	-16.34	-11.96	-11.02	-11.25	-12.65	-12.70	-11.24	Domestic
	Te Huaja	-61.47	-11.34	-10.11	-11.10	-12.36	-1.56	-4.82	1.87	2.50	2.02	2.27	5.65	Foreign
3	Shpenzime Operative Mirembajtje	-35.24	0.76	4.71	2.98	4.10	6.49	9.04	4.12	3.15	-0.76	-4.05	0.25	Operational & Maintenance
4	Subvencionet	24.41	27.81	-49.24	-17.61	-18.79	-18.27	-24.84	-21.53	-20.23	-25.87	-30.03	-30.00	Subsidies
5	Shpenzime per Sig.Sociale dhe te tjera	11.89	14.26	10.03	9.56	12.35	14.81	16.99	16.00	14.82	11.08	9.74	12.44	Social insurance outlays
	Sigurime Shoqërore	7.42	5.08	2.96	3.59	5.39	8.67	12.22	12.26	10.95	8.37	7.40	7.99	Social insurance
	Sigurime Shëndetësore	60.48	43.45	32.23	21.16	19.92	22.43	19.70	17.49	13.13	7.48	2.99	16.94	Health insurance
	Buxheti lokal (Granti)	-1.64	4.82	4.47	5.66	6.75	8.94	11.70	13.16	12.95	9.03	9.20	10.89	Local Budget (Grant)
	Buxheti lokal (Te ardhurat e veta)	-3.33	113.01	66.02	52.30	67.86	57.36	50.85	40.06	40.85	30.56	27.45	32.10	Local Budget (Proper revenues)
6	Shpenzime te tjera	-42.11	31.62	12.21	14.24	13.75	13.68	13.99	12.83	2.60	0.68	-12.94	-12.94	Other expenditures
	Pagesa e Papunesise	-3.50	-16.58	-10.81	-12.86	-11.93	-10.94	-9.79	-9.68	-6.15	-8.90	-8.21	-12.13	Unemployment insurance benefits
	Ndihma Ekonomike	-74.54	39.19	15.66	17.94	17.13	16.91	20.06	17.02	15.16	3.92	1.69	-13.02	Social assistance
II.	Fondi Rezerve													Reserve fund/contingency
II.	Shpenzime Kapitale	-22.90	9.18	2.11	4.34	10.24	20.85	17.39	12.51	9.08	3.81	-6.52	-1.68	Capital expenditures
	Financimi Brendshem	-99.60	-6.19	-23.07	-11.94	18.13	24.98	23.62	17.74	11.23	2.60	-5.64	-13.58	Domestically financing
	Financimi Huaj	-21.47	19.03	29.39	26.29	1.54	14.52	7.31	3.22	4.86	6.33	-8.33	29.05	Foreign financed
IV.	Kosto Int. te Ristr. te Bankes													Interest cost of Bank restr.
	DEFICITI	-385.41	5.14	-33.49	-17.97	1.54	10.49	5.08	2.23	0.91	-14.45	-36.14	-27.47	Overall Deficit
	FINANCIMI DEFICITIT	-385.41	5.14	-33.49	-17.97	1.54	10.49	5.08	2.23	0.91	-14.45	-36.14	-27.47	Deficit Financing
	Brendshem	151.01	46.94	-146.04	-41.15	21.00	16.06	7.51	9.02	2.83	-16.30	-40.86	-26.01	Domestic
	Te ardhura nga privatizimi	1,222.27	800.75	256.85	67.84	-88.66	-85.35	-89.36	-89.50	-89.99	-89.90	-90.65	-93.95	Privatization receipts
	Hua-marje e brendeshme	-53.26	-27.30	-12.06	-8.85	80.88	87.96	134.45	135.77	81.24	67.32	17.69	39.74	Domestic Borrowing
	Te tjera	-25.45	-26.44	10.28	12.27	-14.11	8.53	-37.89	-41.05	-70.42	82.31	83.05	-14.15	Other
1	Huaj	-69.49	-4.29	8.78	10.10	-20.95	-5.27	-4.59	-19.81	-6.09	-7.99	-18.00	-33.70	Foreign
	Hua afatgjate(e marre)	-17.41	44.12	15.35	33.83	-5.55	-2.99	-2.42	-13.05	-0.26	-4.69	-18.87	-12.89	Long-term Loan(Drawings)
	Ndryshimi i gjendjes se arkës*	-99.00	-98.62	-40.54	-115.13	-182.70	35.24	14.30	34.85	-34.17	19.02	-594.33	587.32	Chang. of stat. Account*
	Ripagesat	-22.44	12.82	10.15	16.99	1.00	3.77	3.23	8.17	7.77	5.97	-1.01	9.04	Repayments
	KAPITULI KRYESORE													Main indicators
	Financimi i Brendshem i Deficitit	151.01	46.94	-146.04	-41.15	21.00	16.06	7.51	9.02	2.83	-16.30	-40.86	-26.01	Domestically financed deficit
	Deficiti Pergjithshem	-385.41	5.14	-33.49	-17.97	1.54	10.49	5.08	2.23	0.91	-14.45	-36.14	-27.47	Overall Balance
	Te ardh. -Shpen.nga Sig. Shoq.dhe Shend.	20.15	10.69	7.29	-0.13	4.49	11.62	14.00	14.39	13.23	7.00	6.00	13.59	Soc.& health insur.contr.-outlays

* Ndryshimi i gjendjes se arkës* përfaqëson ndryshimin ne Depozites se Financimeve te Huaja

Chang. of stat. Account stands for the change in Foreign Financing Deposit

TREGUESIT FISKALE SIPAS BUXHETIT TE KONSOLIDUAR 2005
(FISCAL INDICATORS REGARDING CONSOLIDATED BUDGET OF 2005)

ne milion leke (in million of leks)

progresive (progresive)

Tab.1.3.a

Nr.	E M E R T I M I	Jan Jan	Plan	%	Shkurt Feb	Plan	%	Mars Mar	Plan	%	Prill April	Plan	%	Maj May	Plan	%	Qersh June	Plan	%
	TOTALI TE ARDHURAVE	13425	13214	101.6	28044	28413	98.7	45400	44872	101.2	60776	61605	98.7	76762	77873	98.6	93411	95015	98.3
I.	Te ardhura nga ndihmat	449	296	151.6	559	691	80.9	729	958	76.2	733	1342	54.6	1180	1495	79.0	1277	1909	66.9
II.	Te ardhura tatimore	12111	12043	100.6	24877	25534	97.4	41041	40397	101.6	55591	55078	100.9	69430	69850	99.4	84787	85153	99.6
II.1	Nga Tatimet dhe Doganat	9171	8777	104.5	18217	18461	98.7	29077	29121	99.8	39390	39911	98.7	49769	51210	97.2	61775	62545	98.8
1	Tatimi mbi Vleren e Shtuar	4493	4314	104.1	8819	8949	98.5	13454	13950	96.4	18281	18924	96.6	23489	24120	97.4	28545	29374	97.2
2	Tatimi mbi Fitimin	1197	1140	105.0	2551	2400	106.3	4867	3750	129.8	6105	5150	118.5	7756	6650	116.6	9101	8050	113.1
3	Akcizat	1143	1115	102.5	2136	2263	94.4	3435	3519	97.6	4895	4949	98.9	6276	6538	96.0	7893	8293	95.2
5	Tatimi mbi te Ardhurat Personale	568	468	121.4	1056	945	111.7	1560	1474	105.8	2194	2102	104.4	2669	2684	99.4	3311	3365	98.4
6	Taksa Nacionale dhe te tjera	692	800	86.5	1343	1878	71.5	1928	3078	62.6	2525	4209	60.0	3136	5304	59.1	4900	6276	78.1
7	Taksa Doganore	909	828	109.8	1814	1766	102.7	2844	2834	100.4	3894	3890	100.1	4787	5023	95.3	5890	6149	95.8
8	Takse e qarkullimit te automjeteve	169	113	150.1	498	260	191.5	988	516	191.6	1496	687	217.7	1656	891	185.9	2135	1038	205.7
II.2	Te ardhura nga Pushteti Lokal	385	621	62.0	1180	1563	75.5	3454	2878	120.0	4672	3945	118.4	5494	4576	120.1	5977	5475	109.2
1	Tatimi mbi Pasurine	31	60	51.2	124	160	77.3	355	330	107.7	474	450	105.3	528	530	99.6	643	620	103.7
2	Tatim mbi token bujqesore	23	15	154.1	45	35	128.7	77	60	128.2	97	90	107.3	122	120	102.0	135	155	87.1
3	Tatimi mbi Biznesin e vogel	80	250	32.1	310	520	59.7	1275	920	138.6	1755	1320	132.9	1808	1420	127.3	1992	1820	109.4
4	Taksa per rregjistrimin e automjeteve	32	60	53.2	112	130	85.8	142	220	64.7	336	320	104.9	461	370	124.6	481	410	117.4
5	Taksa Lokale	219	236	92.8	589	718	82.0	1604	1348	119.0	2011	1765	114.0	2574	2136	120.5	2726	2470	110.4
II.3	Te ardh Buxh. Pavarur (kontribute)	2555	2644	96.6	5481	5510	99.5	8511	8398	101.3	11530	11222	102.7	14167	14064	100.7	17034	17133	99.4
1	Sigurimi Shoqeror	2360	2412	97.8	5036	5011	100.5	7783	7638	101.9	10538	10215	103.2	12962	12804	101.2	15581	15577	100.0
2	Sigurimi Shendetsor	195	232	83.8	444	499	89.1	727	760	95.7	992	1007	98.5	1205	1260	95.6	1453	1556	93.4
III.	Te ardhura Jotatimore	865	875	98.9	2608	2188	119.2	3629	3518	103.2	4451	5186	85.8	6151	6529	94.2	7348	7953	92.4
1	Tran.Fitimi nga Banka e Shqiperise	0	200	0.0	434	750	57.8	804	1300	61.8	804	2000	40.2	1836	2450	74.9	2256	2900	77.8
2	Te ardhura nga Inst.Buxhetore	629	580	108.4	1836	1228	149.5	2290	1893	121.0	2979	2743	108.6	3533	3434	102.9	4091	4094	99.9
3	Te tjera	237	95	249.0	339	210	161.2	535	325	164.7	669	443	151.0	783	645	121.4	1002	959	104.4

TREGUESIT FISKALE SIPAS BUXHETIT TE KONSOLIDUAR 2005
(FISCAL INDICATORS REGARDING CONSOLIDATED BUDGET OF 2005)

ne milion leke (in million of leks)

progresive (progresive)

Tab.1.3.a

Nr.	E M E R T I M I	Korrik July	Plan	%	Gusht Aug	Plan	%	Shta Sep	Plan	%	Tetor Oct	Plan	%	Nentor Nov	Plan	%	Dhjetor Dec	Plani	%	
	TOTALI TE ARDHURAVE	109019	111836	97.5	125230	128358	97.6	142813	206519	69.2	161498	166054	97.3	180806	184929	97.8	204163	206519	98.86	TOTAL REVENUE
I.	Te ardhura nga ndihmat	1218	2275	53.5	1457	2625	55.5	1507	6920	21.8	2227	4177	53.3	2832	5421	52.2	6168	6920	89.14	Grants
II.	Te ardhura tatimore	99563	100282	99.3	114450	115081	99.5	130775	182242	71.8	148996	148352	100.4	165128	164500	100.4	183816	182242	100.86	Tax Revenue
II.1	Nga Tatimet dhe Doganat	72306	73837	97.9	83611	84999	98.4	96268	135222	71.2	109978	110074	99.9	122362	122268	100.1	135605	135222	100.28	From tax off. and customs
1	Tatimi mbi Vleren e Shtuar	33588	34580	97.1	38937	39814	97.8	45185	63343	71.3	52136	51332	101.6	58401	57222	102.1	64534	63343	101.88	V.A. T & Turnover Tax
2	Tatimi mbi Fitimin	10719	9400	114.0	12144	10650	114.0	13672	16013	85.4	15536	13350	116.4	17067	14650	116.5	19237	16013	120.13	Profit Tax
3	Akcizat	9335	9978	93.6	11109	11564	96.1	13140	18279	71.9	15228	14955	101.8	16937	16660	101.7	18523	18279	101.33	Excise Tax
5	Tatimi mbi te Ardhurat Personale	3824	4036	94.7	4443	4653	95.5	5068	7621	66.5	5652	5890	96.0	6398	6587	97.1	7402	7621	97.13	Personal Income Tax
6	Taksa Nacionale dhe te tjera	5499	7018	78.3	6296	7872	80.0	7060	12185	57.9	7758	10521	73.7	8517	11258	75.7	9293	12185	76.26	National Taxes and others
7	Taksa Doganore	7000	7608	92.0	8159	9064	90.0	9467	15593	60.7	10821	12214	88.6	12180	13875	87.8	13629	15593	87.40	Customs Duties
8	Takse e qarkullimit te automjeteve	2342	1217	192.4	2522	1383	182.4	2676	2188	122.3	2848	1813	157.1	2862	2017	141.9	2988	2188	136.59	Tax on vehicles
II.2	Te ardhura nga Pushteti Lokal	6953	6309	110.2	7812	7039	111.0	8577	10355	82.8	9820	8856	110.9	10591	9560	110.8	12019	10355	116.07	Revenues from Local Gov.
1	Tatimi mbi Pasurine	677	690	98.1	699	770	90.8	749	1100	68.1	821	940	87.4	844	1020	82.8	897	1100	81.55	Property Tax
2	Tatim mbi token bujqesore	146	195	75.1	195	235	82.9	234	350	66.7	251	300	83.8	289	330	87.6	330	350	94.41	Agriculture Land Tax
3	Tatimi mbi Biznesin e vogel	2347	2220	105.7	2407	2520	95.5	2514	3900	64.5	3112	3270	95.2	3274	3570	91.7	3793	3900	97.26	Small Business Tax
4	Taksa per rregjistrimin e automjeteve	515	460	112.0	530	510	104.0	543	700	77.6	553	610	90.6	563	660	85.2	573	700	81.90	Tax on vehicles registration
5	Taksa Lokale	3268	2744	119.1	3981	3004	132.5	4536	4305	105.4	5083	3736	136.0	5620	3980	141.2	6425	4305	149.24	Local Taxes
II.3	Te ardh Buxh. Pavarur (kontribute)	20304	20136	100.8	23028	23043	99.9	25931	36665	70.7	29198	29422	99.2	32175	32671	98.5	36192	36665	98.71	Social ins. contributions
1	Sigurimi Shoqeror	18540	18313	101.2	21045	20961	100.4	23691	33322	71.1	26657	26746	99.7	29391	29705	98.9	33056	33322	99.20	Social Insurance
2	Sigurimi Shendetesor	1764	1823	96.8	1983	2082	95.2	2240	3343	67.0	2541	2676	95.0	2784	2966	93.9	3136	3343	93.80	Health insurance
III.	Te ardhura Jotatimore	8239	9279	88.8	9322	10652	87.5	10530	17357	60.7	10275	13525	76.0	12845	15008	85.6	14178	17357	81.68	Nontax Revenue
1	Tran.Fitimi nga Banka e Shqiperise	2616	3350	78.1	3026	3800	79.6	3466	5950	58.2	3971	4701	84.5	4371	5200	84.0	4953	5950	83.24	Profit transfer from BOA
2	Te ardhura nga Inst.Buxhetore	4381	4773	91.8	4926	5509	89.4	5461	8900	61.4	4568	7070	64.6	6592	7780	84.7	7172	8900	80.58	Income of budgetary institutions
3	Te tjera	1242	1156	107.5	1370	1343	102.0	1604	2507	64.0	1737	1754	99.0	1882	2027	92.9	2054	2507	81.92	Other/not allocated

TREGUESIT FISKALE SIPAS BUXHETIT TE KONSOLIDUAR 2005
(FISCAL INDICATORS REGARDING CONSOLIDATED BUDGET OF 2005)

ne milion leke (in million of leks)

mujore (monthly)

Tab.1.3.b

Nr.	E M E R T I M I	Jan Jan	Plan	%	Shkurt Feb	Plan	%	Mars Mar	Plan	%	Prill April	Plan	%	Maj May	Plan	%	Qersh June	Plan	%
	TOTALI TE ARDHURAVE	13,425	13,214	101.60	14,620	15,199	96.19	17,356	16,459	105.45	15,376	16,733	91.89	15,986	16,268	98.27	16,649	17,141	97.13
I.	Te ardhura nga ndihmat	449	296	151.61	110	395	27.87	171	267	63.86	4	384	0.97	447	153	292.41	96	415	23.21
II.	Te ardhura tatimore	12,111	12,043	100.56	12,767	13,492	94.63	16,164	14,862	108.76	14,550	14,681	99.11	13,839	14,772	93.68	15,356	15,303	100.35
II.1	Nga Tatimet dhe Doganat	9,171	8,777	104.48	9,046	9,684	93.41	10,860	10,660	101.88	10,313	10,790	95.58	10,379	11,299	91.86	12,006	11,335	105.91
1	Tatimi mbi Vleren e Shtuar	4,493	4,314	104.14	4,326	4,635	93.34	4,635	5,001	92.68	4,827	4,974	97.05	5,208	5,196	100.23	5,056	5,254	96.23
2	Tatimi mbi Fitimin	1,197	1,140	105.03	1,354	1,260	107.46	2,316	1,350	171.53	1,238	1,400	88.42	1,651	1,500	110.05	1,345	1,400	96.09
3	Akcizat	1,143	1,115	102.47	993	1,148	86.52	1,299	1,256	103.47	1,460	1,431	102.08	1,381	1,589	86.91	1,617	1,755	92.14
5	Tatimi mbi te Ardhurat Personale	568	468	121.38	488	478	102.28	504	529	95.28	634	628	101.03	474	581	81.54	642	681	94.25
6	Taksa Nacionale dhe te tjera	692	800	86.52	651	1,078	60.37	585	1,200	48.75	597	1,131	52.76	612	1,095	55.87	1,763	972	181.36
7	Taksa Doganore	909	828	109.84	905	938	96.44	1,030	1,068	96.47	1,050	1,056	99.40	893	1,133	78.80	1,104	1,126	98.01
8	Takse e qarkullimit te automjeteve	169	113	150.06	328	147	223.29	491	256	191.77	507	171	296.54	161	204	78.87	479	147	325.72
II.2	Te ardhura nga Pushteti Lokal	385	621	62.00	795	942	84.36	2,274	1,315	173.01	1,218	1,067	114.14	822	632	130.17	483	899	53.79
1	Tatimi mbi Pasurine	31	60	51.18	93	100	92.91	232	170	136.33	119	120	98.91	54	80	67.02	115	90	128.26
2	Tatim mbi token bujqesore	23	15	154.14	22	20	109.59	32	25	127.63	20	30	65.29	26	30	86.19	13	35	35.85
3	Tatimi mbi Biznesin e vogel	80	250	32.06	230	270	85.23	965	400	241.21	480	400	119.89	54	100	53.68	183	400	45.81
4	Taksa per rregjistrimin e automjeteve	32	60	53.22	80	70	113.74	31	90	34.18	193	100	193.31	125	50	250.82	20	40	50.83
5	Taksa Lokale	219	236	92.81	370	482	76.78	1,015	630	161.24	406	417	97.52	564	372	151.67	152	334	45.50
II.3	Te ardh Buxh. Pavarur (kontribute)	2,555	2,644	96.62	2,926	2,866	102.11	3,030	2,888	104.91	3,019	2,824	106.91	2,637	2,842	92.80	2,867	3,069	93.43
1	Sigurimi Shoqeror	2,360	2,412	97.84	2,676	2,599	102.98	2,747	2,627	104.57	2,754	2,577	106.87	2,425	2,589	93.65	2,619	2,773	94.45
2	Sigurimi Shendetsor	195	232	83.85	250	267	93.60	283	261	108.32	265	247	107.31	213	253	84.14	248	296	83.82
III.	Te ardhura Jotatimore	865	875	98.89	1,743	1,313	132.73	1,021	1,330	76.79	822	1,668	49.28	1,700	1,343	126.57	1,197	1,424	84.06
1	Tran.Fitimi nga Banka e Shqiperise	0	200	0.00	434	550	78.82	370	550	67.27	0	700	0.00	1,032	450	229.33	420	450	93.33
2	Te ardhura nga Inst.Buxhetore	629	580	108.40	1,207	648	186.32	454	665	68.33	689	850	81.03	554	691	80.15	558	660	84.58
3	Te tjera	237	95	249.01	102	115	88.65	197	115	171.22	133	118	112.97	114	202	56.44	219	314	69.68

TREGUESIT FISKALE SIPAS BUXHETIT TE KONSOLIDUAR 2005
(FISCAL INDICATORS REGARDING CONSOLIDATED BUDGET OF 2005)

ne milion leke (in million of leks)

mujoje (monthly)

Tab.1.3.b

Nr.	E M E R T I M I	Korrik July	Plan	%	Gusht Aug	Plan	%	Shta Sep	Plan	%	Tetor Oct	Plan	%	Nentor Nov	Plan	%	Dhjetor Dec	Plani	%	
	TOTALI TE ARDHURAVE	15,608	16,821	92.79	16,210	16523	98.11	17,583	21,590	81.44	18,686	19,523	95.71	19,308	18,875	102.29	23,356	21,590	108.18	TOTAL REVENUE
I.	Te ardhura nga ndihmat	-59	366	-16.11	240	350	68.49	49	1,499	3.30	720	921	78.25	605	1,245	48.64	3,336	1,499	222.55	Grants
II.	Te ardhura tatimore	14,776	15,129	97.67	14,887	14800	100.59	16,325	17,742	92.02	18,221	17,131	106.36	16,132	16,148	99.90	18,688	17,742	105.33	Tax Revenue
II.1	Nga Tatimet dhe Doganat	10,531	11,292	93.26	11,305	11162	101.28	12,657	12,953	97.71	13,710	13,181	104.01	12,384	12,194	101.56	13,243	12,953	102.23	From tax off. and customs
1	Tatimi mbi Vleren e Shtuar	5,043	5,206	96.86	5,350	5234	102.21	6,247	6,121	102.07	6,951	5,955	116.73	6,265	5,890	106.37	6,132	6,121	100.18	V.A. T & Turnover Tax
2	Tatimi mbi Fitimin	1,618	1,350	119.84	1,426	1250	114.06	1,528	1,363	112.11	1,863	1,350	138.03	1,531	1,300	117.76	2,170	1,363	159.20	Profit Tax
3	Akcizat	1,442	1,685	85.59	1,774	1586	111.85	2,031	1,619	125.45	2,088	1,675	124.64	1,709	1,705	100.23	1,586	1,619	97.97	Excise Tax
5	Tatimi mbi te Ardhurat Personale	513	671	76.49	619	617	100.35	625	1,034	60.42	585	589	99.27	746	697	107.03	1,004	1,034	97.06	Personal Income Tax
6	Taksa Nacionale dhe te tjera	599	742	80.74	798	853	93.46	764	927	82.39	697	1,767	39.46	759	737	102.98	776	927	83.64	National Taxes and others
7	Taksa Doganore	1,110	1,459	76.07	1,158	1456	79.56	1,308	1,718	76.14	1,354	1,616	83.78	1,359	1,661	81.85	1,449	1,718	84.31	Customs Duties
8	Takse e qarkullimit te automjeteve	206	179	115.32	180	166	108.49	154	171	90.02	172	229	75.14	14	204	6.81	127	171	74.04	Tax on vehicles
II.2	Te ardhura nga Pushteti Lokal	976	834	117.03	859	730	117.58	765	795	96.18	1,244	931	133.64	771	704	109.43	1,428	795	179.63	Revenues from Local Gov.
1	Tatimi mbi Pasurine	34	70	48.48	22	80	27.71	50	80	62.72	72	80	89.93	23	80	28.69	53	80	65.96	Property Tax
2	Tatim mbi token bujqesore	12	40	28.86	48	40	121.01	39	20	193.34	18	30	59.83	38	30	125.42	41	20	206.56	Agriculture Land Tax
3	Tatimi mbi Biznesin e vogel	355	400	88.77	60	300	20.09	108	330	32.60	597	400	149.31	163	300	54.26	519	330	157.16	Small Business Tax
4	Taksa per rregjistrimin e automjeteve	34	50	67.30	15	50	30.38	13	40	32.42	10	50	19.58	10	50	19.08	11	40	27.08	Tax on vehicles registration
5	Taksa Lokale	542	274	197.74	713	260	273.79	555	325	170.88	547	371	147.52	538	244	220.19	804	325	247.58	Local Taxes
II.3	Te ardh Buxh. Pavarur (kontribute)	3,269	3,003	108.86	2,724	2907	93.71	2,903	3,993	72.70	3,267	3,019	108.21	2,978	3,249	91.64	4,017	3,993	100.59	Social ins. contributions
1	Sigurimi Shoqeror	2,958	2,736	108.13	2,505	2648	94.61	2,646	3,616	73.16	2,966	2,749	107.90	2,735	2,959	92.41	3,665	3,616	101.34	Social Insurance
2	Sigurimi Shendetesor	311	267	116.41	219	259	84.49	257	377	68.25	301	270	111.41	243	290	83.74	352	377	93.39	Health insurance
III.	Te ardhura Jotatimore	891	1,326	67.16	1,083	1373	78.89	1,208	2,350	51.44	-255	1,471	-17.35	2,570	1,483	173.34	1,333	2,350	56.73	Nontax Revenue
1	Tran.Fitimi nga Banka e Shqiperise	360	450	80.00	410	450	91.11	440	750	58.71	505	450	112.12	400	500	80.08	582	750	77.69	Profit transfer from BOA
2	Te ardhura nga Inst.Buxhetore	290	679	42.70	545	736	74.02	535	1,120	47.74	-893	810	-110.24	2,025	710	285.18	579	1,120	51.71	Income of budgetary institutions
3	Te tjera	241	197	122.15	128	187	68.61	234	480	48.71	133	211	62.88	145	273	53.22	172	480	35.75	Other/not allocated

TREGUESIT FISKALE SIPAS BUXHETIT TE KONSOLIDUAR 2005
(FISCAL INDICATORS REGARDING CONSOLIDATED BUDGET OF 2005)

ne milion leke (in million of leks)

progresive (progresive)

Tab.1.3.c

Nr.	E M E R T I M I	Jan Jan	Plan	%	Shkurt Feb	Plan	%	Mars Mar	Plan	%	Prill April	Plan	%	Maj May	Plan	%	Qersh June	Plan	%
I.	TOTALI I SHPENZIMEVE	12345	13031	94.7	29565	28838	102.5	46814	47604	98.3	64680	65562	98.7	83010	84888	97.8	102879	105250	97.7
	Shpenzime Korrente	11407	11737	97.2	26397	25609	103.1	41968	41265	101.7	57570	56024	102.8	73304	71225	102.9	89714	87220	102.9
1	Personeli	3550	3610	98.3	7817	7653	102.1	12036	11894	101.2	16127	15995	100.8	20344	20236	100.5	24581	24554	100.1
	Paga	2909	2950	98.6	6180	6031	102.5	9484	9311	101.9	12710	12539	101.4	16010	15823	101.2	19367	19215	100.8
	Kontributi per Sigurime Shoqerore	641	660	97.1	1637	1622	100.9	2552	2583	98.8	3416	3456	98.9	4334	4413	98.2	5215	5339	97.7
2	Interesat	2405	2469	97.4	4067	4352	93.5	7036	7499	93.8	8989	9541	94.2	11051	11882	93.0	13155	14173	92.8
	Te Brendshme	2315	2365	97.9	3817	3995	95.5	6750	7065	95.5	8520	8945	95.2	10447	10965	95.3	12281	12937	94.9
	Te Huaja	90	104	86.2	250	357	70.1	286	434	65.9	470	596	78.8	605	917	65.9	874	1236	70.7
3	Shpenzime Operative Mirembajtje	381	605	62.9	2532	2268	111.7	4491	3964	113.3	6442	5690	113.2	8738	7655	114.2	11031	9541	115.6
4	Subvecionet	95	185	51.5	252	444	56.8	598	773	77.3	1206	909	132.7	1367	1037	131.8	1729	1203	143.7
5	Shpenzime per Sig.Sociale dhe transferime te tjera	4371	4289	101.9	8476	8609	98.4	12659	13007	97.3	16973	17417	97.5	21240	21832	97.3	26185	26513	98.8
	Sigurime Shoqerore	3625	3893	93.1	7143	7795	91.6	10781	11701	92.1	14605	15623	93.5	18424	19560	94.2	22758	23755	95.8
	Sigurime Shendetsore	746	396	188.4	1333	814	163.7	1879	1306	143.8	2368	1794	132.0	2816	2272	124.0	3427	2758	124.3
6	Shpenzime per Buxhetin Lokal	527	423	124.5	1801	1080	166.8	2969	2064	143.8	4574	3451	132.6	6436	4817	133.6	8045	6477	124.2
	Buxheti lokal (Granti)	383	205	186.4	871	532	163.7	1477	1113	132.7	2106	1727	121.9	2840	2347	121.0	3400	3077	110.5
	Buxheti lokal (Te ardhurat e veta)	144	218	66.2	930	548	169.8	1492	951	156.9	2469	1723	143.2	3596	2470	145.6	4645	3400	136.6
7	Shpenzime te tjera	78	155	50.1	1452	1203	120.7	2179	2063	105.6	3258	3022	107.8	4127	3767	109.6	4988	4759	104.8
	Pagesa e Papunesise	59	55	107.3	125	131	95.2	226	212	106.3	299	286	104.5	372	369	100.7	452	452	100.0
	Ndihma Ekonomike	19	100	18.6	1327	1052	126.1	1953	1809	108.0	2958	2672	110.7	3755	3312	113.4	4536	4199	108.0
	Fondi Rezerve	0	50	0.0	0	110	0.0	0	620	0.0	0	970	0.0	0	1170	0.0	0	1720	0.0
II.	Shpenzime Kapitale	938	1244	75.4	3167	3119	101.5	4845	5719	84.7	7110	8568	83.0	9706	12493	77.7	13165	16310	80.7
	Financimi Brendshem	0	339	0.0	1063	1142	93.1	1899	2578	73.7	3446	4272	80.7	5455	5976	91.3	8240	8239	100.0
	Financimi Huaj	938	905	103.7	2104	1977	106.4	2947	3141	93.8	3664	4296	85.3	4251	6517	65.2	4925	8071	61.0

TREGUESIT FISKALE SIPAS BUXHETIT TE KONSOLIDUAR 2005
(FISCAL INDICATORS REGARDING CONSOLIDATED BUDGET OF 2005)

ne milion leke (in million of leks)

progresive (progresive)

Tab.1.3.c

Nr.	E M E R T I M I	Korrik July	Plan	%	Gusht Aug	Plan	%	Shta Sep	Plan	%	Tetor Oct	Plan	%	Nentor Nov	Plan	%	Dhjetor Dec	Plani	%	
I.	TOTALI I SHPENZIMEVE	123234	126359	97.5	140682	145591	96.6	161795	248676	65.1	179715	189204	95.0	197107	211965	93.0	232339	248676	93.43	TOTAL EXPENDITURE
	Shpenzime Korrente	107260	104628	102.5	121716	119698	101.7	138951	192861	72.0	153571	152963	100.4	168476	169434	99.4	193964	192861	100.57	Current Expenditures
	1 Personeli	29593	29645	99.8	33571	33629	99.8	38126	55230	69.0	42091	42653	98.7	46462	47447	97.9	53674	55230	97.18	Personnel expenditures
	Paga	23427	23243	100.8	26553	26302	101.0	30155	43266	69.7	33242	33246	100.0	36671	36902	99.4	42801	43266	98.93	Wages
	Kontributi per Sigurime Shoqerore	6166	6342	97.2	7018	7207	97.4	7970	11500	69.3	8850	9147	96.7	9791	10195	96.0	10873	11500	94.54	Social insurance contributions
	2 Interesat	15940	17252	92.4	17972	19639	91.5	20576	29867	68.9	22251	25046	88.8	24009	27275	88.0	26029	29867	87.15	Interest
	Te Brendshme	14965	15912	94.0	16834	18047	93.3	19384	27282	71.1	20943	23137	90.5	22461	25012	89.8	24184	27282	88.64	Domestic
	Te Huaja	975	1340	72.7	1137	1592	71.4	1192	2585	46.1	1308	1909	68.5	1549	2263	68.4	1845	2585	71.38	Foreign
	3 Shpenzime Operative Mirembajtje	13540	11377	119.0	14530	12871	112.9	16744	21952	76.3	18650	16823	110.9	20364	18895	107.8	24515	21952	111.67	Operational & Maintenance
	4 Subvecionet	1937	1404	137.9	2159	1582	136.5	2564	2735	93.8	2847	2113	134.7	2978	2373	125.5	3653	2735	133.57	Subsidies
	Shpenzime per Sig.Sociale dhe transferime te tjera	30886	31289	98.7	35867	36017	99.6	40600	55172	73.6	45049	45541	98.9	49282	50307	98.0	55876	55172	101.28	Social insurance outlays
	Sigurime Shoqerore	26986	27989	96.4	31534	32234	97.8	35781	49279	72.6	39840	40743	97.8	43780	45007	97.3	49006	49279	99.45	Social insurance
	Sigurime Shendetstore	3900	3300	118.2	4334	3783	114.6	4819	5893	81.8	5209	4798	108.6	5502	5300	103.8	6870	5893	116.59	Health insurance
	6 Shpenzime per Buxhetin Lokal	9589	8174	117.3	11017	9493	116.1	12941	17655	73.3	14491	12628	114.8	16301	14109	115.5	19999	17655	113.27	Local budget expenditure
	Buxheti lokal (Granti)	4024	3743	107.5	4548	4227	107.6	5317	7300	72.8	5877	5546	106.0	6585	6220	105.9	7485	7300	102.53	Local Budget (Grant)
	Buxheti lokal (Te ardhurat e veta)	5565	4430	125.6	6469	5266	122.8	7624	10355	73.6	8614	7082	121.6	9716	7889	123.2	12514	10355	120.85	Local Budget (Proper revenues)
	7 Shpenzime te tjera	5776	5488	105.3	6601	6468	102.1	7402	10250	72.2	8193	8159	100.4	9080	9029	100.6	10218	10250	99.69	Other expenditures
	Pagesa e Papunesise	515	527	97.7	593	605	98.1	673	1010	66.7	749	754	99.4	840	831	101.1	915	1010	90.62	Unemployment insurance benefits
	Ndihma Ekonomike	5262	4830	108.9	6008	5709	105.2	6728	9240	72.8	7444	7203	103.3	8240	7967	103.4	9303	9240	100.68	Social assistance
	Fondi Rezerve		1890	0.0		1960	0.0		5100	0.0		2510	0.0		2600	0.0		5100	0.00	Reserve fund/contingency
II.	Shpenzime Kapitale	15973	19841	80.5	18966	23933	79.2	22844	50515	45.2	26144	33731	77.5	28631	39831	71.9	38375	50515	75.97	Capital expenditures
	Financimi Brendshem	10401	10516	98.9	12692	12906	98.3	15447	27955	55.3	17430	18788	92.8	19374	22188	87.3	24321	27955	87.00	Domestically financing
	Financimi Huaj	5572	9325	59.8	6274	11027	56.9	7397	22560	32.8	8714	14943	58.3	9257	17643	52.5	14054	22560	62.29	Foreign financed

TREGUESIT FISKALE SIPAS BUXHETIT TE KONSOLIDUAR 2005
(FISCAL INDICATORS REGARDING CONSOLIDATED BUDGET OF 2005)

ne milion leke (in million of leks)

mujore (monthly)

Tab.1.3.d

Nr.	E M E R T I M I	Jan Jan	Plan	%	Shkurt Feb	Plan	%	Mars Mar	Plan	%	Prill April	Plan	%	Maj May	Plan	%	Qersh June	Plan	%
I.	TOTALI I SHPENZIMEVE	12,345	13,031	94.73	17,220	15,807	108.94	17,249	18,765	91.92	17,866	17,958	99.49	18,331	19,326	94.85	19,869	20,362	97.58
	Shpenzime Korrente	11,407	11,737	97.18	14,991	13,872	108.07	15,571	15,656	99.46	15,602	14,759	105.71	15,734	15,201	103.51	16,410	15,995	102.59
1	Personeli	3,550	3,610	98.32	4,267	4,042	105.57	4,219	4,241	99.48	4,091	4,101	99.75	4,217	4,241	99.45	4,237	4,319	98.10
	Paga	2,909	2,950	98.60	3,271	3,081	106.18	3,304	3,280	100.74	3,226	3,228	99.94	3,299	3,284	100.47	3,357	3,392	98.96
	Kontributi per Sigurime Shoqerore	641	660	97.06	996	961	103.61	915	961	95.17	865	873	99.07	918	957	95.95	880	927	94.97
2	Interesat	2,405	2,469	97.41	1,662	1,883	88.28	2,969	3,147	94.33	1,954	2,042	95.67	2,062	2,341	88.08	2,104	2,291	91.82
	Te Brendshme	2,315	2,365	97.90	1,502	1,630	92.13	2,933	3,070	95.53	1,770	1,880	94.14	1,927	2,020	95.39	1,834	1,972	93.01
	Te Huaja	90	104	86.15	161	253	63.47	36	77	46.43	184	162	113.35	135	321	42.08	269	319	84.45
3	Shpenzime Operative Mirembajtje	381	605	62.91	2,152	1,663	129.39	1,959	1,696	115.49	1,951	1,726	113.05	2,296	1,965	116.85	2,293	1,886	121.58
4	Subvecionet	95	185	51.47	157	259	60.57	345	329	105.02	608	135	449.14	161	128	125.60	362	166	217.91
5	Shpenzime per Sig.Sociale dhe transferime te tjera	4,371	4,289	101.91	4,105	4,320	95.01	4,184	4,398	95.12	4,314	4,409	97.84	4,267	4,415	96.65	4,944	4,681	105.61
	Sigurime Shoqerore	3,625	3,893	93.11	3,518	3,902	90.15	3,638	3,906	93.14	3,824	3,922	97.51	3,819	3,937	97.01	4,333	4,195	103.30
	Sigurime Shendetsore	746	396	188.41	587	418	140.36	545	492	110.84	490	487	100.49	448	478	93.67	611	486	125.61
6	Shpenzime per Buxhetin Lokal	527	423	124.53	1,274	656	194.07	1,168	984	118.64	1,605	1,387	115.76	1,862	1,366	136.24	1,609	1,660	96.92
	Buxheti lokal (Granti)	383	205	186.40	488	326	149.47	606	581	104.26	629	614	102.37	734	620	118.42	560	730	76.74
	Buxheti lokal (Te ardhurat e veta)	144	218	66.25	786	330	238.20	562	403	139.39	976	772	126.41	1,128	746	151.05	1,049	930	112.75
7	Shpenzime te tjera	78	155	50.09	1,374	1,048	131.11	727	860	84.55	1,079	959	112.49	870	745	116.72	861	991	86.84
	Pagesa e Papunesise	59	55	107.28	66	76	86.49	101	81	124.31	74	74	99.17	73	83	87.56	80	83	97.14
	Ndihma Ekonomike	19	100	18.57	1,308	952	137.43	626	757	82.75	1,005	863	116.51	797	640	124.51	781	887	88.03
	Fondi Rezerve		50			60			510		350		200		550				
II.	Shpenzime Kapitale	938	1,244	75.42	2,229	1,875	118.86	1,678	2,599	64.57	2,265	2,849	79.48	2,596	3,925	66.15	3,459	3,817	90.62
	Financimi Brendshem	0	339	0.00	1,063	803	132.39	836	1,435	58.22	1,547	1,695	91.28	2,009	1,703	117.98	2,785	2,263	123.05
	Financimi Huaj	938	905	103.66	1,166	1,072	108.72	843	1,164	72.39	718	1,154	62.16	587	2,221	26.41	675	1,554	43.41

TREGUESIT FISKALE SIPAS BUXHETIT TE KONSOLIDUAR 2005
(FISCAL INDICATORS REGARDING CONSOLIDATED BUDGET OF 2005)

ne milion leke (in million of leks)

mujore (monthly)

mujore (monthly)

Tab.1.3.d

Nr.	E M E R T I M I	Korrik July	Plan	%	Gusht Aug	Plan	%	Shta Sep	Plan	%	Tetor Oct	Plan	%	Nentor Nov	Plan	%	Dhjetor Dec	Plani	%	
I.	TOTALI I SHPENZIMEVE	20,354	21,110	96.42	17,448	19232	90.72	21,114	34,711	60.83	17,920	21,324	84.04	17,392	22,761	76.41	35,232	34,711	101.50	TOTAL EXPENDITURE
	Shpenzime Korrente	17,546	17,408	100.79	14,456	15070	95.93	17,235	23,427	73.57	14,620	15,918	91.85	14,905	16,471	90.49	25,487	23,427	108.79	Current Expenditures
1	Personeli	5,011	5,091	98.44	3,978	3984	99.86	4,555	7,783	58.52	3,966	4,414	89.84	4,371	4,794	91.18	7,212	7,783	92.66	Personnel expenditures
	Paga	4,060	4,028	100.80	3,126	3059	102.20	3,602	6,364	56.60	3,087	3,483	88.62	3,429	3,656	93.80	6,130	6,364	96.32	Wages
	Kontributi per Sigurime Shoqerore	951	1,003	94.87	852	865	98.51	952	1,305	72.97	879	861	102.07	941	1,048	89.84	1,082	1,305	82.88	Social insurance contributions
2	Interesat	2,785	3,079	90.44	2,032	2387	85.13	2,604	2,592	100.47	1,675	2,104	79.61	1,759	2,229	78.91	2,020	2,592	77.91	Interest
	Te Brendshme	2,684	2,975	90.22	1,869	2135	87.56	2,550	2,270	112.32	1,559	1,890	82.46	1,518	1,875	80.96	1,723	2,270	75.91	Domestic
	Te Huaja	101	104	96.80	162	252	64.48	55	322	16.95	116	214	54.36	241	354	68.01	296	322	92.01	Foreign
3	Shpenzime Operative Mirembajtje	2,509	1,836	136.65	990	1494	66.26	2,214	3,057	72.42	1,906	1,908	99.91	1,714	2,072	82.72	4,151	3,057	135.79	Operational & Maintenance
4	Subvecionet	208	201	103.13	222	177	125.15	406	362	111.88	283	262	108.17	131	259	50.55	675	362	186.18	Subsidies
5	Shpenzime per Sig.Sociale dhe transferime te tjera	4,702	4,776	98.45	4,981	4729	105.35	4,733	4,865	97.28	4,449	4,764	93.38	4,234	4,766	88.82	6,594	4,865	135.54	Social insurance outlays
	Sigurime Shoqerore	4,229	4,234	99.88	4,547	4245	107.13	4,247	4,272	99.43	4,059	4,258	95.32	3,940	4,264	92.40	5,226	4,272	122.33	Social insurance
	Sigurime Shendetstore	473	542	87.30	434	484	89.73	485	593	81.84	390	506	77.04	294	502	58.44	1,368	593	230.72	Health insurance
6	Shpenzime per Buxhetin Lokal	1,544	1,696	91.02	1,428	1319	108.25	1,924	3,546	54.25	1,551	1,549	100.11	1,809	1,481	122.18	3,698	3,546	104.28	Local budget expenditure
	Buxheti lokal (Granti)	624	666	93.73	524	484	108.33	769	1,080	71.15	561	575	97.55	707	674	105.00	900	1,080	83.33	Local Budget (Grant)
	Buxheti lokal (Te ardhurat e veta)	920	1,030	89.27	904	835	108.21	1,155	2,466	46.85	990	974	101.63	1,102	807	136.51	2,798	2,466	113.46	Local Budget (Proper revenues)
7	Shpenzime te tjera	788	729	108.10	825	980	84.13	801	1,221	65.55	791	917	86.25	887	870	102.04	1,138	1,221	93.20	Other expenditures
	Pagesa e Papunesise	63	75	83.79	79	78	100.50	80	178	44.93	76	82	91.80	91	78	117.54	75	178	41.91	Unemployment insurance benefits
	Ndihma Ekonomike	726	631	114.91	746	879	84.88	720	1,043	69.08	716	810	88.35	796	764	104.20	1,063	1,043	101.96	Social assistance
	Fondi Rezerve		170			70						80			90			500	0.00	Reserve fund/contingency
II.	Shpenzime Kapitale	2,808	3,531	79.52	2,992	4093	73.11	3,878	10,684	36.30	3,300	5,326	61.96	2,487	6,100	40.76	9,745	10,684	91.21	Capital expenditures
	Financimi Brendshem	2,161	2,277	94.91	2,290	2391	95.81	2,755	5,767	47.78	1,983	3,226	61.46	1,944	3,400	57.17	4,948	5,767	85.80	Domestically financing
	Financimi Huaj	647	1,254	51.57	702	1702	41.23	1,123	4,917	22.84	1,318	2,100	62.74	543	2,700	20.10	4,797	4,917	97.55	Foreign financed

TREGUESIT FISKALE SIPAS BUXHETIT TE KONSOLIDUAR 2005
(FISCAL INDICATORS REGARDING CONSOLIDATED BUDGET OF 2005)

ne milion leke (in million of leks)

progresive (progresive)

Tab.1.3.e

Nr.	E M E R T I M I	Jan Jan	Plan	%	Shkurt Feb	Plan	%	Mars Mar	Plan	%	Prill April	Plan	%	Maj May	Plan	%	Qersh June	Plan	%
	DEFIÇITI	1080	182	592.2	-1520	-426	357.2	-1413	-2732	51.7	-3904	-3957	98.7	-6249	-7014	89.1	-9468	-10235	92.5
	FINANCIMI DEFIÇITIT	-1080	-182	592.2	1520	426	357.2	1413	2732	51.7	3904	3957	98.7	6249	7014	89.1	9468	10235	92.5
	Brendshem	-1361	-520	261.9	391	-355	-110.1	-267	1299	-20.6	1534	1582	97.0	3992	2608	153.1	7348	5250	140.0
	Te ardhura nga privatizimi	190	70	271.1	254	160	158.9	382	331	115.3	408	521	78.4	439	731	60.1	617	932	66.2
	Hua-marrije e brendeshme	1909	-590	-323.8	3208	-515	-622.7	4610	967	476.6	6596	1061	621.6	7704	1877	410.5	10477	4318	242.6
	Te tjera	-3459			-3071			-5259			-5470			-4151			-3746		
	I Huaj	281	337	83.3	1129	781	144.6	1681	1433	117.3	2370	2375	99.8	2257	4407	51.2	2120	4985	42.5
	Hua afatgjate(e marre)	483	609	79.4	1544	1287	120.0	2084	2184	95.4	3007	2954	101.8	3330	5023	66.3	3479	6162	56.5
	Ndryshimi i gjendjes se arkesh*	6	0		7	0		135	0		-60	0		-178	0		172	0	
	Ripagesat	-209	-272	76.7	-422	-506	83.3	-538	-751	71.6	-577	-779	74.1	-895	-1296	69.1	-1531	-2257	67.8

TREGUESIT FISKALE SIPAS BUXHETIT TE KONSOLIDUAR 2005
(FISCAL INDICATORS REGARDING CONSOLIDATED BUDGET OF 2005)

ne milion leke (in million of leks)

progresive (progresive)

mujore (monthly)

Tab.1.3.e

Nr.	E M E R T I M I	Korrik July	Plan	%	Gusht Aug	Plan	%	Shta Sep	Plan	%	Tetor Oct	Plan	%	Nentor Nov	Plan	%	Dhjetor Dec	Plani	%	
	DEFIÇITI	-14214	-14523	97.9	-15452	-17233	89.7	-18983	-42157	45.0	-18217	-23150	78.7	-16301	-27036	60.3	-28176	-42157	66.84	Cash balance
	FINANCIMI DEFIÇITIT	14214	14523	97.9	15452	17233	89.7	18983	42157	45.0	18217	23150	78.7	16301	27036	60.3	28176	42157	66.84	Financing (Cash)
	Brendshem	11632	8922	130.4	12595	10514	119.8	15186	28312	53.6	13848	13826	100.2	11982	16228	73.8	23298	28312	82.29	Domestic
	Te ardhura nga privatizimi	800	1332	60.0	812	1782	45.6	827	4951	16.7	867	3191	27.2	876	3992	22.0	887	4951	17.91	Privatization receipts
	Hua-marrije e brendeshme	11945	7590	157.4	12715	8732	145.6	14857	23362	63.6	17122	10635	161.0	15883	12236	129.8	20617	23362	88.25	Domestic borrowing
	Te tjera	-1113	0		-932	0		-498	0		-4141	0		-4778	0		1795	0		Other
	I Huaj	2583	5601	46.1	2857	6719	42.5	3796	13844	27.4	4368	9324	46.9	4319	10808	40.0	4878	13844	35.23	Foreign
	Hua afatgjate(e marre)	4092	8130	50.3	4418	9482	46.6	5735	9887	58.0	6205	12647	49.1	6366	14652	43.4	9221	17560	52.51	Long-term Loan(Drawings)
	Ndryshimi i gjendjes se arkesh*	259	0		411	0		155	0		283	0		422	0		-979	0		Chang. of stat. Account
	Ripagesat	-1768	-2529	69.9	-1972	-2763	71.4	-2094	-3120	67.1	-2119	-3323	63.8	-2468	-3844	64.2	-3364	-4796	70.15	Repayments

TREGUESIT FISKALE SIPAS BUXHETIT TE KONSOLIDUAR 2005
(FISCAL INDICATORS REGARDING CONSOLIDATED BUDGET OF 2005)

ne milion leke (in million of leks)

mujore (monthly)

Tab.1.3.f

Nr.	E M E R T I M I	Jan Jan	Plan	%	Shkurt Feb	Plan	%	Mars Mar	Plan	%	Prill April	Plan	%	Maj May	Plan	%	Qersh June	Plan	%
	DEFICITI	1,080	182	592.22	-2,600	-608	427.66	107	-2,306	-4.63	-2,491	-1,225	203.24	-2,344	-3,057	76.69	-3,219	-3,221	99.96
	FINANCIMI DEFICITIT	-1,080	-182	592.22	2,600	608	427.66	-107	2,306	-4.63	2,491	1,225	203.24	2,344	3,057	76.69	3,219	3,221	99.96
	Brendshem	-1,361	-520	261.87	1,752	164	1065.68	-658	1,654	-39.79	1,801	283	636.23	2,458	1,026	239.57	3,356	2,642	127.02
	Te ardhura nga privatizimi	190	70	271.10	65	90	71.68	128	171	74.52	26	189	13.98	31	210	14.66	177	200	88.53
	Hua-marje e brendeshme	1,909	-590	-323.77	1,299	74	1747.05	1,402	1,483	94.58	1,986	94	2118.30	1,108	815	135.84	2,773	2,442	113.58
	Te tjera	-3,459	0		388	0		-2,188	0		-211	0		1,319	0		405	0	
	I Hua	281	337	83.27	848	444	191.27	551	652	84.54	689	942	73.14	-113	2,031	-5.57	-137	578	-23.62
	Hua afatgjate(e marre)	483	609	79.36	1,061	678	156.56	539	897	60.12	923	770	119.87	323	2,068	15.61	149	1,139	13.07
	Ndryshimi i gjendjes se arkës*	6	0		1	0		128	0		-195	0		-118	0		351	0	
	Ripagesat	-209	-272	76.74	-213	-234	91.00	-116	-245	47.49	-39	-28	139.07	-318	-517	61.53	-636	-961	66.19

TREGUESIT FISKALE SIPAS BUXHETIT TE KONSOLIDUAR 2005
(FISCAL INDICATORS REGARDING CONSOLIDATED BUDGET OF 2005)

ne milion leke (in million of leks)

mujore (monthly)

mujore (monthly)

Tab.1.3.f

Nr.	E M E R T I M I	Korrik July	Plan	%	Gusht Aug	Plan	%	Shta Sep	Plan	%	Tetor Oct	Plan	%	Nentor Nov	Plan	%	Dhjetor Dec	Plani	%	
	DEFICITI	-4,746	-4,288	110.68	-1,238	-2710	45.68	-3,531	-13,121	26.91	766	-1,801	-42.53	1,916	-3,886	-49.31	-11,875	-13,121	90.51	Cash balance
	FINANCIMI DEFICITIT	4,746	4,288	110.68	1,238	2710	45.68	3,531	13,121	26.91	-766	1,801	-42.53	-1,916	3,886	-49.31	11,875	13,121	90.51	Financing (Cash)
	Brendshem	4,284	3,672	116.64	963	1592	60.52	2,591	10,085	25.70	-1,338	324	-412.74	-1,867	2,401	-77.74	11,316	10,085	112.21	Domestic
	Te ardhura nga privatizimi	183	400	45.73	13	450	2.79	14	959	1.48	41	729	5.58	9	800	1.15	10	959	1.06	Privatization receipts
	Hua-marre e brendeshme	1,468	3,272	44.86	770	1141	67.46	2,143	9,126	23.48	2,265	-405	-558.82	-1,239	1,601	-77.41	4,734	9,126	51.88	Domestic borrowing
	Te tjera	2,633	0		181	0		434	0		-3,643	0		-637	0		6,572	0		Other
	I Huaj	463	616	75.12	274	1118	24.55	939	3,036	30.94	572	1,477	38.75	-50	1,485	-3.34	559	3,036	18.41	Foreign
	Hua afatgate(e marre)	614	888	69.09	326	1352	24.08	1,318	3,988	33.04	470	1,680	27.96	161	2,006	8.02	2,855	3,988	71.60	Long-term Loan(Drawings)
	Ndryshimi i gjendjes se arkes*	86	0		152	0		-256	0		128	0		139	0		-1,400	0		Chang. of stat. Account
	Ripagesat	-237	-272	87.25	-204	-234	87.02	-122	-952	12.82	-25	-203	12.49	-349	-521	66.97	-896	-952	94.09	Repayments

SHPENZIMET SIPAS KLASIFIKIMIT FUNKSIONAL (NE MILION LEKE) - EXPENDITURES BY FUNCTIONS (MILLION LEK)

Tab. 2.1

Funksionet	2000			2001			2002			2003			2004			2005			Functions
	Qendror Central	Lokal Local	Total Total	Qendror Central	Lokal Local	Total Total	Qendror Central	Lokal Local	Total Total	Qendror Central	Lokal Local	Total Total	Qendror Central	Lokal Local	Total Total	Qendror Central	Lokal Local	Total Total	
TOTALI	137,323	33,298	170,621	147,469	38,581	186,049	152,305	40,212	192,517	155,972	45,181	201,152	170,725	51,714	222,439	175,571	56,768	232,339	Total
1. Sherbime te pergjithshme publike	9,740	4,626	14,366	9,873	5,420	15,293	17,496	6,724	24,220	19,593	8,213	27,806	19,361	8,050	27,411	20,047	9,005	29,052	General Public Services
2. Mbrojtja	5,655	0	5,655	6,724	0	6,724	7,537	0	7,537	7,323	0	7,323	9,094	0	9,094	8,368	0	8,368	Defense
3. Rendi publik dhe ceshtje sigurie	12,733	0	12,733	13,277	0	13,277	11,944	0	11,944	12,120	0	12,120	13,509	0	13,509	14,425	0	14,425	Public Order and Safety
4. Arsimi	3,774	13,418	17,192	4,477	15,010	19,488	4,151	14,883	19,034	5,742	15,527	21,269	6,875	16,934	23,808	7,649	18,740	26,389	Education
5. Shendetsia	9,326	3,008	12,334	11,241	2,481	13,722	11,149	2,569	13,719	12,731	2,967	15,698	15,954	3,357	19,312	18,135	3,478	21,613	Health
6. Sig. Shoq. dhe ndihma ekonomike	31,664	6,857	38,521	35,916	7,099	43,015	38,586	7,597	46,183	42,148	7,839	49,987	48,062	9,280	57,342	51,101	9,844	60,945	Social Security and Welfare
7. Banesat dhe sherbimi komunal	4,282	4,277	8,559	4,542	5,265	9,808	4,326	4,694	9,021	4,829	6,701	11,530	5,054	7,703	12,757	7,094	6,948	14,042	Housing Commun. Amenities
8. Krijimi, Kultura, Feja	1,833	562	2,395	2,126	859	2,985	1,619	990	2,609	1,834	954	2,788	2,107	1,032	3,139	1,892	1,238	3,130	Recr. Cultr. Relig. Affairs
9. Energjia dhe lendet djegese	4,823	0	4,823	8,928	650	9,578	4,650	300	4,949	1,668	0	1,668	2,122	0	2,122	2,531	0	2,531	Fuel and Energy
10. Bujq., pyjet, peshkimi, gjuetia	4,784	4	4,788	5,446	4	5,450	7,111	47	7,158	4,904	9	4,913	4,696	7	4,703	4,952	11	4,963	Agric. Forestry. Fishing. Hunt
11. Burimet minerale	1,499	0	1,499	1,399	0	1,399	567	0	567	1,085	0	1,085	857	0	857	1,209	0	1,209	Mineral Resource
12. Transporti dhe komunikimi	15,546	544	16,090	17,257	1,790	19,047	12,973	1,888	14,861	10,641	2,503	13,144	14,307	4,749	19,056	11,911	6,794	18,706	Trans & Communication
13. Sherbime ekonomike te tjera	520	2	522	383	2	386	25	520	545	93	324	417	215	262	477	219	457	676	Other Economic Affairs & Services
14. Shpenzime te tjera	31,142	2	31,145	25,878	0	25,878	30,170	0	30,170	31,261	143	31,404	28,511	340	28,852	26,036	254	26,290	Other Expenditures
Nga te cilat shpenzime per interesa	29,572		29,572	23,620		23,620	24,762		24,762	29,824		29,824	28,423		28,423	26,029		26,029	From which : Interests

Struktura e brendshme e shpenzimeve (Ne %)
Internal Structure of Expenditures (in %)

Tab.2.1a

Funksioni	2000	2001	2002	2003	2004	2005
TOTALI	100	100	100	100	100	100
1. Sherbime te pergjithshme publike	8.42	8.22	12.58	13.82	12.32	11.42
2. Mbrojtja	3.31	3.61	3.92	3.64	4.09	4.77
3. Rendi publik dhe ceshtje sigurie	7.46	7.14	6.20	6.03	6.07	8.62
4. Arsimi	10.08	10.47	9.89	10.57	10.70	4.36
5. Shendetsia	7.23	7.38	7.13	7.80	8.68	10.33
6. Sig. Shoq. dhe ndihma ekonomike	22.58	23.12	23.99	24.85	25.78	29.11
7. Banesat dhe sherbimi komunal	5.02	5.27	4.69	5.73	5.74	3.64
8. Krijimi, Kultura, Feja	1.40	1.60	1.36	1.39	1.41	1.08
9. Energjia dhe lendet djegese	2.83	5.15	2.57	0.83	0.95	1.44
10. Bujq., pyjet, peshkimi, gjuetia	2.81	2.93	3.72	2.44	2.11	2.82
11. Burimet minerale	0.88	0.75	0.29	0.54	0.39	0.69
12. Transporti dhe komunikimi	9.43	10.24	7.72	6.53	8.57	6.78
13. Sherbime ekonomike te tjera	0.31	0.21	0.28	0.21	0.21	0.12
14. Shpenzime te tjera	18.25	13.91	15.67	15.61	12.97	14.83

Ndryshimi i shpenzimeve krahasuar me vitin e meparshem (ne%)
%Change of Expenditures on year earlier

Tab.2.1b

2000	2001	2002	2003	2004	2005	Functions
2.97	9.04	3.48	4.49	10.58	4.45	Total
-8.63	6.45	58.38	14.80	-1.42	5.99	General Public Services
-11.74	18.91	12.08	-2.84	24.19	-7.98	Defense
10.51	4.27	-10.04	1.48	11.46	12.05	Public Order and Safety
7.87	13.35	-2.33	11.74	11.94	10.84	Education
2.13	11.25	-0.02	14.43	23.02	11.92	Health
12.38	11.67	7.36	8.24	14.71	6.28	Social Security and Welfare
18.28	14.59	-8.02	27.82	10.64	4.52	Housing and Commun. Amenities
5.98	24.62	-12.58	6.83	12.61	-0.38	Recr. Cultr. Relig. Affairs
312.57	98.59	-48.33	-66.31	27.24	19.28	Fuel and Energy
-25.18	13.84	31.33	-31.36	-4.28	5.52	Agric. Forestry. Fishing. Hunt
-59.46	-6.67	-59.50	91.53	-20.99	41.01	Mineral Resource
38.35	18.38	-21.98	-11.55	44.97	-1.84	Transportation & Communication
-72.31	-26.12	41.35	-23.49	14.36	41.76	Other Economic Affairs & Services
-12.19	-16.91	16.59	4.09	-8.13	-8.88	Other Expenditures

SHPENZIMET SIPAS KLASIFIKIMIT FUNKSIONAL PER VITIN 2005
(EXPENDITURES BY FUNCTIONS YEAR 2005)

Te dhena progresive (Progresive Data) ne milion leke(in million leks)

Tab. 2.2a

Funksionet	Janar Jan	Shkurt Feb	Mars Mar	Prill April	Maj May	Qershor June	Korrik July	Gusht Aug	Shta Sep	Tet Oct	Nent Nov	Dhjetor Dec	Functions
TOTAL	12,345	29,565	46,814	64,680	83,010	102,879	123,234	140,682	161,795	179,715	197,107	232,339	TOTAL
1. Sherbime te pergjithshme publike	1,112	3,363	5,480	7,695	10,181	12,665	15,149	17,124	19,644	21,814	23,977	29,052	General Public Services
2. Mbrojtja	315	886	1,505	2,237	2,936	3,679	4,562	5,052	5,983	6,857	7,240	8,368	Defense
3. Rendi publik dhe ceshtje sigurie	840	1,851	2,850	3,877	4,911	5,929	7,249	8,248	9,541	10,619	11,799	14,425	Public Order and Safety
4. Arsimi	1,321	2,995	4,907	6,760	8,644	10,504	13,063	14,832	17,131	19,359	21,605	26,389	Education
5. Shendetsia	1,304	3,596	5,283	6,642	8,170	9,891	11,426	12,792	14,648	16,075	17,877	21,613	Health
6. Sig. Shoq. dhe ndihma ekonomike	3,766	8,804	13,293	18,350	23,177	28,480	33,689	39,188	44,416	49,372	54,347	60,945	Social Security and Welfare
7. Banesat dhe sherbimi komunal	504	890	1,987	3,111	3,874	5,408	6,262	7,257	8,687	10,273	11,013	14,042	Housing and Commun. Amenities
8. Krijimi, Kultura, Feja	112	294	497	738	1,046	1,321	1,617	1,873	2,194	2,418	2,658	3,130	Recr. Cultr. Relig. Affairs
9. Energjia dhe lendet djegese	106	662	711	749	878	910	941	1,087	1,169	1,198	1,243	2,531	Fuel and Energy
10. Bujq., pyjet, peshkimi, gjuetia	137	567	888	1,172	1,538	1,887	2,335	2,539	3,285	3,685	4,101	4,963	Agric. Forestry. Fishing. Hunt
11. Burimet minerale	2	9	87	342	371	679	793	849	915	976	1,049	1,209	Mineral Resource
12. Transporti dhe komunikimi	408	1,549	2,222	3,901	5,773	7,856	9,640	10,977	12,967	14,148	15,419	18,706	Transportation & Communication
13. Sherbime ekonomike te tjera	13	11	25	35	355	392	440	469	506	521	613	676	Other Economic Affairs & Services
14. Shpenzime te tjera	2,405	4,088	7,079	9,073	11,156	13,279	16,068	18,395	20,711	22,401	24,166	26,290	Other Expenditures

Te dhena mujore (Monthly Data) ne milion leke(in million leks)

Tab. 2.2b

Funksionet	Janar Jan	Shkurt Feb	Mars Mar	Prill April	Maj May	Qershor June	Korrik July	Gusht Aug	Shta Sep	Tet Oct	Nent Nov	Dhjetor Dec	Functions
TOTAL	12,345	17,220	17,249	17,866	18,331	19,869	20,354	17,448	21,114	17,920	17,392	35,232	TOTAL
1. Sherbime te pergjithshme publike	1,112	2,250	2,117	2,214	2,487	2,483	2,484	1,975	2,519	2,170	2,163	5,075	General Public Services
2. Mbrojtja	315	571	620	732	699	743	883	490	931	874	383	1,128	Defense
3. Rendi publik dhe ceshtje sigurie	840	1,010	999	1,026	1,034	1,018	1,320	999	1,293	1,078	1,181	2,626	Public Order and Safety
4. Arsimi	1,321	1,674	1,912	1,853	1,884	1,860	2,560	1,769	2,299	2,228	2,246	4,784	Education
5. Shendetsia	1,304	2,292	1,687	1,359	1,528	1,722	1,535	1,366	1,856	1,427	1,802	3,736	Health
6. Sig. Shoq. dhe ndihma ekonomike	3,766	5,038	4,489	5,057	4,827	5,303	5,209	5,499	5,228	4,956	4,975	6,598	Social Security and Welfare
7. Banesat dhe sherbimi komunal	504	386	1,097	1,124	763	1,534	854	995	1,430	1,586	740	3,030	Housing and Commun. Amenities
8. Krijimi, Kultura, Feja	112	182	203	241	308	275	296	256	321	224	240	473	Recr. Cultr. Relig. Affairs
9. Energjia dhe lendet djegese	106	556	49	38	129	32	30	147	81	29	46	1,288	Fuel and Energy
10. Bujq., pyjet, peshkimi, gjuetia	137	430	321	283	367	349	447	204	746	400	417	861	Agric. Forestry. Fishing. Hunt
11. Burimet minerale	2	7	78	255	29	307	114	56	66	61	73	160	Mineral Resource
12. Transporti dhe komunikimi	408	1,141	673	1,679	1,872	2,083	1,784	1,337	1,990	1,181	1,270	3,287	Transportation & Communication
13. Sherbime ekonomike te tjera	13	-1	14	10	320	37	49	29	37	16	92	63	Other Economic Affairs & Services
14. Shpenzime te tjera	2,405	1,682	2,991	1,995	2,083	2,123	2,789	2,327	2,316	1,690	1,765	2,124	Other Expenditures

NDRYSHIMI I SHPENZIMEVE KRAHASUAR ME VITIN 2004 NE % (NOMINALE)
THE CHANGE OF EXPENDITURES COMPARED WITH 2004 IN % (NOMINAL)

Tab. 2.2c

Funksionet	Janar	Shkurt	Mars	Prill	Maj	Qersh	Korr	Gusht	Shta	Tet	Nent	Total	Functions
	Jan	Feb	Mar	April	May	June	July	Aug	Sep	Oct	Nov	Total	
TOTAL	-1.08	10.06	7.93	6.44	7.95	9.02	7.65	7.08	6.92	5.61	3.66	4.45	Total
1. Sherbime te pergjithshme publike	-24.33	-4.82	9.38	8.99	12.36	10.13	6.53	8.39	9.83	6.06	4.33	5.99	General Public Services
2. Mbrojtja	12.04	16.38	17.33	19.95	6.61	3.02	4.29	-5.93	-2.81	-2.09	-7.38	-7.98	Defense
3. Rendi publik dhe ceshtje sigurie	27.92	43.36	7.60	7.09	7.39	6.52	7.40	5.58	6.13	4.72	4.47	12.05	Public Order and Safety
4. Arsimi	-2.46	9.11	10.40	11.08	10.62	10.36	9.33	10.47	9.25	8.20	7.55	10.84	Education
5. Shendetsia	53.42	49.93	39.12	26.86	23.47	22.61	15.08	13.24	12.38	8.76	8.29	11.92	Health
6. Sig. Shoq. dhe ndihma ekonomike	11.30	16.05	11.39	11.61	11.66	12.02	12.33	12.21	11.93	10.41	9.99	6.28	Social Security and Welfare
7. Banesat dhe sherbimi komunal	54.59	35.68	7.74	22.96	14.70	20.30	12.10	14.99	17.06	20.09	11.64	4.52	Housing and Commun. Amenities
8. Krijimi, Kultura, Feja	-3.29	7.33	2.72	7.11	16.66	18.39	10.33	11.44	10.54	4.60	0.61	-0.38	Recr. Cultr. Relig. Affairs
9. Energjia dhe lendet djegese	522.38	1514.96	109.16	70.25	56.86	51.23	21.32	24.82	11.52	-31.17	-38.15	19.28	Fuel and Energy
10. Bujq., pyjet, peshkimi, gjuetia	7.18	55.04	10.21	-8.55	-4.35	-3.89	-4.38	-9.66	0.99	4.03	0.78	5.52	Agric. Forestry. Fishing. Hunt
11. Burimet minerale	-39.69	-80.17	-26.45	126.33	92.31	165.69	309.00	249.34	100.20	92.20	84.68	41.01	Mineral Resource
12. Transporti dhe komunikimi	-48.59	-24.52	-19.10	-2.33	19.82	30.27	30.28	17.21	14.50	7.77	-2.38	-1.84	Transportation & Communication
13. Sherbime ekonomike te tjera	80.63	-34.39	18.26	-52.20	138.32	75.72	74.67	62.39	57.12	40.01	37.38	41.76	Other Economic Affairs & Services
14. Shpenzime te tjera	-22.25	-19.81	-10.38	-19.70	-18.70	-17.20	-16.06	-13.17	-14.04	-10.09	-9.35	-8.88	Other Expenditures

NDRYSHIMI I SHPENZIMEVE KRAHASUAR ME VITIN 2004 NE % (REALE)
THE CHANGE OF EXPENDITURES COMPARED WITH 2004 IN % (REAL)

Tab. 2.2d

Funksionet	Janar	Shkurt	Mars	Prill	Maj	Qersh	Korr	Gusht	Shta	Tet	Nent	Total	Functions
	Jan	Feb	Mar	April	May	June	July	Aug	Sep	Oct	Nov	Total	
TOTAL	-5.36	4.60	2.52	1.62	4.36	7.53	9.27	8.43	7.23	3.43	0.67	2.40	Total
1. Sherbime te pergjithshme publike	-27.61	-9.54	3.90	4.05	8.63	8.62	8.13	9.75	10.15	3.87	1.33	3.90	General Public Services
2. Mbrojtja	7.18	10.61	11.44	14.51	3.07	1.61	5.85	-4.74	-2.52	-4.11	-10.05	-9.79	Defense
3. Rendi publik dhe ceshtje sigurie	22.38	36.25	2.20	2.24	3.83	5.06	9.01	6.91	6.44	2.56	1.46	9.85	Public Order and Safety
4. Arsimi	-6.69	3.70	4.86	6.04	6.95	8.85	10.97	11.87	9.57	5.96	4.45	8.66	Education
5. Shendetsia	46.77	42.50	32.14	21.12	19.37	20.93	16.80	14.67	12.71	6.51	5.17	9.72	Health
6. Sig. Shoq. dhe ndihma ekonomike	6.48	10.30	5.81	6.56	7.96	10.49	14.01	13.63	12.26	8.13	6.82	4.20	Social Security and Welfare
7. Banesat dhe sherbimi komunal	47.89	28.95	2.34	17.40	10.89	18.65	13.78	16.43	17.40	17.61	8.42	2.47	Housing and Commun. Amenities
8. Krijimi, Kultura, Feja	-7.48	2.00	-2.43	2.26	12.79	16.77	11.99	12.84	10.87	2.44	-2.29	-2.34	Recr. Cultr. Relig. Affairs
9. Energjia dhe lendet djegese	495.41	1434.88	98.67	62.54	51.65	49.16	23.14	26.39	11.84	-32.59	-39.93	16.94	Fuel and Energy
10. Bujq., pyjet, peshkimi, gjuetia	2.54	47.36	4.68	-12.69	-7.52	-5.21	-2.95	-8.52	1.28	1.88	-2.13	3.45	Agric. Forestry. Fishing. Hunt
11. Burimet minerale	-42.30	-81.16	-30.14	116.08	85.93	162.05	315.13	253.74	100.78	88.23	79.36	38.24	Mineral Resource
12. Transporti dhe komunikimi	-50.81	-28.26	-23.15	-6.75	15.84	28.48	32.23	18.69	14.84	5.55	-5.19	-3.77	Transportation & Communication
13. Sherbime ekonomike te tjera	72.80	-37.65	12.33	-54.36	130.40	73.32	77.29	64.43	57.57	37.12	33.42	38.97	Other Economic Affairs & Services
14. Shpenzime te tjera	-25.62	-23.78	-14.88	-23.34	-21.40	-18.33	-14.81	-12.08	-13.79	-11.94	-11.97	-10.67	Other Expenditures

SHPENZIMET SIPAS KLASIFIKIMIT INSTITUCIONAL
(Central institutions expenditures during the years)

ne milion leke (million leks)

Tab 2.3

MINISTRIA OSE INSTITUCIONI	2000	2001	2002	2003	2004	2005	MINISTRY OR INSTITUTION
Totali	170,621	186,049	192,517	201,152	222,439	232,339	Total
Presidencia	93	85	114	172	188	200	President
Kryesia e Kuvendit Popullor	442	510	644	799	801	800	Parliament
Keshilli i Ministrave	589	574	580	820	850	795	Council of Ministers
Ministria e Industrise dhe Energjitikes	5,487	11,094	9,369	3,752	3,159	3,933	Ministry of Industry and Energy
Ministria e Bujqesise dhe Ushqimit	3,964	4,438	6,218	5,160	4,342	4,360	Ministry of Agriculture and Food
Ministria e Rregullimit te Territorit dhe Turizmit	14,142	7,884	6,321	9,271	10,614	9,397	Ministry of Territorial Adjustment and Tourism
Ministria e Ekonomise	903	1,032	888	942	859	509	Ministry of Economy
Ministria e Transportit dhe Telekomunikacionit	7,634	17,430	12,980	10,441	14,370	12,301	Ministry of Transport and Telecommunication
Sistemi i regjistrimit te pasurise se paluajtshme	132	159	182	196	261	265	Imovable Property Registration
Ministria e Financave	2,925	3,140	2,306	1,997	1,008	1,031	Ministry of Finance
Ministria e Arsimit dhe Shkences	16,421	18,361	17,914	20,137	22,727	24,698	Ministry of Education and Science
Ministria e Kultures, Rinise dhe Sporteve	1,666	2,019	1,205	1,333	1,506	1,440	Ministry of Culture, Youth and Sport
Ministria e Shendetesise	12,120	13,440	14,117	15,121	19,768	21,452	Ministry of Health
Ministria e Drejtesise	910	1,284	1,603	1,597	2,101	3,318	Ministry of Justice
Ministria e Puneve te Jashtme	1,403	1,411	1,659	1,633	1,638	1,591	Ministry of Foreign Affairs
Ministria e Rendit Publik	9,578	9,455	10,148	10,078	10,853	11,040	Ministry of Public Order
Ministria e Mbrojtjes	6,534	7,394	8,230	9,127	10,398	10,744	Ministry of Defense
Sherbimi Informativ I Shtetit	865	1,046	1,086	941	1,033	1,102	State Information Service
Drejtoria e Radio-Televizionit	640	554	543	533	558	556	Department of Radio/Television
Drejtoria e Arkivit te Shtetit	93	121	138	128	130	149	General Directorate of Archives
Drejtoria e Rezerves se Shtetit	271	208	172	139	122	114	Directorate of State Reserves
Akademia e Shkencave	334	437	480	494	504	603	Science Academy
Sherbimi i Kontrollit te Shtetit	184	133	169	174	199	226	State Audit Commission
Ministria e Punes dhe Ceshtjeve Sociale	38,362	42,904	46,796	50,615	57,486	60,959	Ministry of Labor and Social Affairs
Ministria e Mjedisit	66	111	280	191	241	438	Ministry of Enviroment
Agjensia Kombetare e Privatizimit	137	65	51	57	42	48	National Privatization Agency
Prokuroria e Pergjithshme	629	633	776	829	1,078	1,066	State Prosecutor
Pushketi Gjyqesor	756	870	975	990	1,218	1,297	High Court
Gjykata Kushtetuese	40	84	83	87	81	88	Constitutional Court
Agjensia Telegrafike Shqiptare	77	89	96	90	96	95	Albanian Press Agency
Ministria e Pushtetit lokal dhe Decentralizimit	5,877	7,375	1,462	1,769	2,363	2,130	Ministry of Local Government and Decentralization
Drejtoria e Pergjithshme e Doganave	1,511	1,416	1,286	1,188	1,301	1,236	General Customs Directorate
Drejtoria e Pergjithshme e Standarteve	35	20	24	23	25	22	General Directorate of Standartization
Drejtoria e Pergjithshme e Policise Pyjore dhe Kullotave	889	1,081	1,209	928	754	885	General Directorate of Forests and Pastures
Partite Politike dhe Shoqatat	190	196	172	253	200	260	Support to Political Parties
Drejtoria e Pergjithshme e Tatimeve	1,082	1,359	1,507	1,610	1,569	1,663	General Directorate of Taxes
Shpenzime per sherbimin e borxhit	30,572	23,620	24,762	29,824	28,423	26,029	Dept service
Drejtoria e mjeteve matese dhe kalibrimit	19	14	14	31	32	31	Department of Metereology & Kalibration
Instituti i Statistikes	106	398	207	159	164	229	Statistics Institute
Komisioni i Letrave me Vlere	17	18	18	23	20	22	The Commission of Securities
Enti Kombetar i Zonave te Lira	6	7	6	6	5	6	National Entity of Free Zones
Shkolla e Magistratures	26	35	37	46	52	56	School of Magistrature
Fondi i Programit Zhvillimit Rural	2,020	2,283	1,707	1,021	1,144	2,487	Rural Development Program
Qendra Kombetare Kinematografike	87	99	85	84	89	102	National Cinematography Center
Instituti i rehabilitimit te perndjekurve	50	49	36	46	44	35	Institute of integration of the ex political prisoners
Inspektoriati i keshillit te larte te drejtesise	15	15	17	31	55	67	High Council of Justice
Komisioni Qendror i Zgjedhjeve	105	537	134	685	118	746	Central Committee for Elections
Entet Lokale "Granti"	6,013	7,386	12,288	14,245	15,904	19,999	Local Entities "Grant"
Te tjera	615	564	1,424	1,336	1,945	1,585	Others

SHPENZIMET SIPAS KLASIFIKIMIT INSTITUCIONAL NE % ndaj Totalit
(The expenditures done by the central institutions during the years in %)

Tab. 2.3a

MINISTRIA OSE INSTITUCIONI	2000	2001	2002	2003	2004	2005	MINISTRY OR INSTITUTION
Totali	100.00	100.00	100.00	100.00	100.00	100.00	Total
Presidenca	0.05	0.05	0.06	0.09	0.08	0.09	President
Kryesia e Kuvendit Popullor	0.26	0.27	0.33	0.40	0.36	0.34	Parliament
Keshilli i Ministrave	0.34	0.31	0.30	0.41	0.38	0.34	Council of Ministers
Ministria e Industrise dhe Energjitikes	3.22	5.96	4.87	1.87	1.42	1.69	Ministry of Industry and Energy
Ministria e Bujqesise dhe Ushqimit	2.32	2.39	3.23	2.57	1.95	1.88	Ministry of Agriculture and Food
Ministria e Rregullimit te Territorit dhe Turizmit	8.29	4.24	3.28	4.61	4.77	4.04	Ministry of Territorial Adjustment and Tourism
Ministria e Ekonomise	0.53	0.55	0.46	0.47	0.39	0.22	Ministry of Economy
Ministria e Transportit dhe Telekomunikacionit	4.47	9.37	6.74	5.19	6.46	5.29	Ministry of Transport and Telecommunication
Sistemi i regjistrimit te pasurise se paluajtshme	0.08	0.09	0.09	0.10	0.12	0.11	Imovable Property Registration
Ministria e Financave	1.71	1.69	1.20	0.99	0.45	0.44	Ministry of Finance
Ministria e Arsimit dhe Shkences	9.62	9.87	9.31	10.01	10.22	10.63	Ministry of Education and Science
Ministria e Kultures, Rinise dhe Sporteve	0.98	1.09	0.63	0.66	0.68	0.62	Ministry of Culture, Youth and Sport
Ministria e Shendetesise	7.10	7.22	7.33	7.52	8.89	9.23	Ministry of Health
Ministria e Drejtesise	0.53	0.69	0.83	0.79	0.94	1.43	Ministry of Justice
Ministria e Puneve te Jashtme	0.82	0.76	0.86	0.81	0.74	0.68	Ministry of Foreign Affairs
Ministria e Rendit Publik	5.61	5.08	5.27	5.01	4.88	4.75	Ministry of Public Order
Ministria e Mbrojtjes	3.83	3.97	4.27	4.54	4.67	4.62	Ministry of Defense
Sherbimi Informativ I Shtetit	0.51	0.56	0.56	0.47	0.46	0.47	State Information Service
Drejtoria e Radio-Televizionit	0.38	0.30	0.28	0.27	0.25	0.24	Department of Radio/Television
Drejtoria e Arkivit te Shtetit	0.05	0.07	0.07	0.06	0.06	0.06	General Directorate of Archives
Drejtoria e Rezerves se Shtetit	0.16	0.11	0.09	0.07	0.05	0.05	Directorate of State Reserves
Akademia e Shkencave	0.20	0.23	0.25	0.25	0.23	0.26	Science Academy
Sherbimi i Kontrollit te Shtetit	0.11	0.07	0.09	0.09	0.09	0.10	State Audit Commission
Ministria e Punes dhe Ceshtjeve Sociale	22.48	23.06	24.31	25.16	25.84	26.24	Ministry of Labor and Social Affairs
Ministria e Mjedisit	0.04	0.06	0.15	0.10	0.11	0.19	Ministry of Environment
Ajensia Kombetare e Privatizimit	0.08	0.03	0.03	0.03	0.02	0.02	National Privatization Agency
Prokuroria e Pergjithshme	0.37	0.34	0.40	0.41	0.48	0.46	State Prosecutor
Pushteti Gjyqesor	0.44	0.47	0.51	0.49	0.55	0.56	High Court
Gjykata Kushtetuese	0.02	0.05	0.04	0.04	0.04	0.04	Constitutional Court
Ajensia Telegrafike Shqiptare	0.05	0.05	0.05	0.04	0.04	0.04	Albanian Press Agency
Ministria e Pushtetit lokal dhe Decentralizimit	3.44	3.96	0.76	0.88	1.06	0.92	Ministry of Local Government and Decentralization
Drejtoria e Pergjithshme e Doganave	0.89	0.76	0.67	0.59	0.58	0.53	General Customs Directorate
Drejtoria e Pergjithshme e Standarteve	0.02	0.01	0.01	0.01	0.01	0.01	General Directorate of Standardization
Drejtoria e Pergjithshme e Policise Pyjore dhe Kullotave	0.52	0.58	0.63	0.46	0.34	0.38	General Directorate of Forests and Pastures
Partite Politike dhe Shoqatat	0.11	0.11	0.09	0.13	0.09	0.11	Support to Political Parties
Drejtoria e Pergjithshme e Tatimeve	0.63	0.73	0.78	0.80	0.71	0.72	General Directorate of Taxes
Shpenzime per sherbimin e borxhit	17.92	12.70	12.86	14.83	12.78	11.20	Dept service
Drejtoria e mjeteve matese dhe kalibrimit	0.01	0.01	0.01	0.02	0.01	0.01	Department of Metereology & Kalibration
Instituti i Statistikes	0.06	0.21	0.11	0.08	0.07	0.10	Statistics Institute
Komisioni i Letrave me Vlere	0.01	0.01	0.01	0.01	0.01	0.01	The Commission of Securities
Enti Kombetar i Zonave te Lira	0.00	0.00	0.00	0.00	0.00	0.00	National Entity of Free Zones
Shkolla e Magjistratures	0.02	0.02	0.02	0.02	0.02	0.02	School of Magistature
Fondi i Programit Zhvillimit Rural	1.18	1.23	0.89	0.51	0.51	1.07	Rural Development Program
Qendra Kombetare Kinematografike	0.05	0.05	0.04	0.04	0.04	0.04	National Cinematography Center
Instituti i rehabilitimit te perndjekurve	0.03	0.03	0.02	0.02	0.02	0.01	Institute of integration of the ex political prisoners
Inspektorati i keshillit te larte te drejtesise	0.01	0.01	0.01	0.02	0.02	0.03	High Council of Justice
Komisioni Qendror i Zgjedhjeve	0.06	0.29	0.07	0.34	0.05	0.32	Central Committee for Elections
Entet Lokale "Granti"	3.52	3.97	6.38	7.08	7.15	8.61	Local Entities "Grant"
Te tjera	0.36	0.30	0.74	0.66	0.87	0.68	Others

NDRYSHIMI I SHPENZIMEVE SIPAS KLASIFIKIMIT INSTITUCIONAL KRAHASUAR ME VITIN E MEPARSHEM
 (% change of central institutions expenditures during the years)

Tab. 2.3b

MINISTRIA OSE INSTITUCIONI	2000	2001	2002	2003	2004	2005	MINISTRY OR INSTITUTION
Totali	2.97	9.04	3.48	4.49	10.58	4.45	Total
Presidenca	30.39	-8.18	33.99	51.16	9.04	6.80	President
Kryesia e Kuvendit Popullor	3.86	15.27	26.19	24.11	0.23	-0.11	Parliament
Keshilli i Ministrave	-8.89	-2.48	1.01	41.39	3.66	-6.40	Council of Ministers
Ministria e Industrise dhe Energjitikes	13.25	102.19	-15.55	-59.95	-15.81	24.52	Ministry of Industry and Energy
Ministria e Bujqesise dhe Ushqimit	-10.86	11.95	40.11	-17.01	-15.85	0.41	Ministry of Agriculture and Food
Ministria e Rregullimit te Territorit dhe Turizmit	-25.27	-44.25	-19.82	46.66	14.49	-11.46	Ministry of Territorial Adjustment and Tourism
Ministria e Ekonomise	-31.77	14.24	-13.98	6.08	-8.74	-40.76	Ministry of Economy
Ministria e Transportit dhe Telekomunikacionit		128.32	-25.53	-19.56	37.63	-14.40	Ministry of Transport and Telecommunication
Sistemi i regjistrimit te pasurise se paluajtshme	22.12	20.55	14.73	7.60	33.19	1.38	Imovable Property Registration
Ministria e Financave	36.54	7.36	-26.57	-13.38	-49.53	2.33	Ministry of Finance
Ministria e Arsimit dhe Shkences	1.96	11.82	-2.43	12.40	12.87	8.67	Ministry of Education and Science
Ministria e Kultures, Rinise dhe Sporteve	17.31	21.20	-40.32	10.66	12.95	-4.39	Ministry of Culture, Youth and Sport
Ministria e Shendetesise	2.17	10.89	5.04	7.11	30.73	8.52	Ministry of Health
Ministria e Drejtesise	38.72	41.10	24.85	-0.41	31.60	57.93	Ministry of Justice
Ministria e Puneve te Jashtme	9.19	0.56	17.56	-1.58	0.36	-2.89	Ministry of Foreign Affairs
Ministria e Rendit Publik	1.00	-1.29	7.33	-0.69	7.68	1.73	Ministry of Public Order
Ministria e Mbrojtjes	-1.07	13.16	11.30	10.90	13.93	3.33	Ministry of Defense
Sherbimi Informativ I Shtetit	22.51	20.93	3.87	-13.36	9.78	6.62	State Information Service
Drejtoria e Radio-Televizionit	-21.96	-13.43	-1.96	-1.84	4.66	-0.34	Department of Radio/Television
Drejtoria e Arkivit te Shtetit	33.19	29.78	13.85	-7.05	1.77	14.24	General Directorate of Archives
Drejtoria e Rezerves se Shtetit	-5.80	-23.33	-17.52	-19.04	-12.08	-6.30	Directorate of State Reserves
Akademia e Shkencave	14.10	30.72	9.86	2.96	1.88	19.73	Science Academy
Sherbimi i Kontrollit te Shtetit	-2.20	-27.67	26.73	3.52	13.95	13.43	State Audit Commission
Ministria e Punes dhe Ceshtjeve Sociale	11.96	11.84	9.07	8.16	13.58	6.04	Ministry of Labor and Social Affairs
Ministria e Mjedisit	1.91	67.57	152.05	-31.66	25.93	82.00	Ministry of Enviroment
Agjensia Kombetare e Privatizimit	149.33	-52.60	-21.29	11.54	-27.09	15.04	National Privatization Agency
Prokuroria e Pergjithshme	7.45	0.70	22.58	6.91	30.01	-1.14	State Prosecutor
Pushteti Gjyqesor	2.97	15.11	12.03	1.54	23.08	6.49	High Court
Gjykata Kushtetuese	34.63	107.98	-1.39	4.80	-6.29	8.19	Constitutional Court
Agjensia Telegrafike Shqiptare	-6.75	14.99	7.68	-6.41	6.69	-0.80	Albanian Press Agency
Ministria e Pushtetit lokal dhe Decentralizimit	-26.88	25.50	-80.17	20.94	33.62	-9.85	Ministry of Local Government and Decentralization
Drejtoria e Pergjithshme e Doganave	49.94	-6.31	-9.15	-7.67	9.51	-5.00	General Customs Directorate
Drejtoria e Pergjithshme e Standarteve	-10.59	-42.65	18.36	-3.14	7.45	-12.07	General Directorate of Standartization
Drejtoria e Pergjithshme e Policise Pjore dhe Kullotave	41.28	21.64	11.81	-23.19	-18.75	17.35	General Directorate of Forests and Pastures
Partite Politike dhe Shoqatat	34.13	2.91	-12.14	46.92	-20.87	29.71	Support to Political Parties
Drejtoria e Pergjithshme e Tatimeve	35.47	25.56	10.89	6.84	-2.54	5.98	General Directorate of Taxes
Shpenzime per sherbimin e borxhit	-12.50	-22.74	4.84	20.44	-4.70	-8.42	Dept service
Drejtoria e mjeteve matese dhe kalibrimit	-11.41	-24.74	-3.57	131.56	3.07	-3.40	Department of Metereology & Kalibration
Instituti i Statistikes	51.68	274.86	-47.88	-23.35	2.91	40.26	Statistics Institute
Komisioni i Letrave me Vlere	18.00	8.96	0.83	26.16	-14.16	11.80	The Commission of Securities
Enti Kombetar i Zonave te Lira	43.45	21.99	-15.71	7.32	-13.47	5.38	National Entity of Free Zones
Shkolla e Magjistratures	10.41	32.09	5.36	23.96	12.80	8.84	School of Magistrature
Fondi i Programit Zhvillimit Rural	58.22	12.99	-25.22	-40.21	12.11	117.34	Rural Development Program
Qendra Kombetare Kinematografike	118.01	13.53	-13.95	-0.99	5.60	14.41	National Cinematography Center
Instituti i rehabilitimit te perndjekurve	51.37	-1.90	-26.50	28.51	-4.75	-21.26	Institute of integration of the ex political prisoners
Inspektoriati i keshillit te larte te drejtesise	50.26	-0.17	12.00	84.80	76.31	22.38	High Council of Justice
Komisioni Qendror i Zgjedhjeve	5153.29	411.11	-75.03	411.02	-82.85	534.35	Central Committee for Elections
Entet Lokale "Granti"		22.83	66.37	15.92	11.65	25.75	Local Entities "Grant"
Te tjera	2360.00	-8.29	152.46	-6.20	45.64	-18.54	Others

SHPENZIMET SIPAS KLASIFIKIMIT INSTITUCIONAL PER VITIN 2005
EXPENDITURES BY CENTRAL INSTITUTIONS DURING THE YEAR 2005

Te dhena progresive (Progressive Data)

ne milion leke/ in million leks

Tab. 2.4a

Ministria ose Institucioni	Jan Jan	Shku Feb	Mars Mar	Prill April	Maj May	Qersh June	Korrik July	Gusht Aug	Shtator Sept	Tetor Oct	Nent Nov	Dhjet Dec	Ministry or Institution
TOTALI	12,345	29,565	46,814	64,680	83,010	102,879	123,234	140,682	161,795	179,715	197,107	232,339	TOTAL
Presidenca	5	17	32	48	67	73	94	100	151	163	168	200	President
Kuvendi	68	133	205	263	328	397	437	475	543	612	672	800	Parliament
Keshilli i Ministrave	21	100	157	234	310	388	469	550	616	649	710	795	Council of Ministers
Ministria e Industrise dhe Energjitikes	118	696	836	1,145	1,321	1,674	1,833	2,048	2,225	2,325	2,461	3,933	Ministry of Industry and Energy
Ministria e Bujqesise dhe Ushqimit	122	512	798	1,043	1,383	1,731	2,144	2,528	2,919	3,263	3,621	4,360	Ministry of Agriculture and Food
Ministria e Rregullimit te Territorit dhe Turizmit	127	297	1,016	1,767	2,486	3,719	4,289	5,187	6,175	6,772	7,202	9,397	Ministry of Territorial Adjustment and Tourism
Ministria e Ekonomise	32	50	81	110	194	224	251	269	303	317	351	509	Ministry of Economic
Ministria e Transportit dhe Telekomunikacionit	386	1,096	1,614	2,940	4,146	5,320	6,829	7,555	8,866	9,695	10,481	12,301	Ministry of Transportation and Telecommunication
Sistemi i regjistrimit te pasurise se paluajtshme	7	20	35	58	74	95	113	129	152	171	200	263	Immovable Property Registration
Ministria e Financave	48	113	262	349	425	488	638	772	849	933	974	1,031	Ministry of Finance
Ministria e Arsimit dhe Shkences	1,307	2,938	4,763	6,489	8,235	9,968	12,379	14,070	16,197	18,251	20,301	24,698	Ministry of Education and Science
Ministria e Kultures, Rinise dhe Sporteve	25	99	168	269	408	554	687	800	968	1,066	1,185	1,440	Ministry of Culture, Youth and Sport
Ministria e Shendetesise	1,348	3,585	5,350	6,711	8,216	9,905	11,474	12,833	14,667	16,078	17,573	21,452	Ministry of Health
Ministria e Drejtësisë	107	306	477	646	831	976	1,140	1,287	1,502	1,779	1,985	3,318	Ministry of Justice
Ministria e Punëve të Jashtme	49	159	299	418	554	676	778	826	966	1,119	1,282	1,591	Ministry of Foreign Affairs
Ministria e Rendit Publik	716	1,463	2,257	3,090	3,897	4,758	5,790	6,609	7,648	8,521	9,357	11,040	Ministry of Public Order
Ministria e Mbrojtjes	339	1,149	1,812	2,666	3,523	4,498	5,577	6,203	7,312	8,335	9,229	10,744	Ministry of Defense
Sherbimi Informativ i Shtetit	50	141	220	320	419	509	613	708	811	909	1,003	1,102	State Information Service
Drejtoria e Radio-Televizionit	40	78	102	146	201	239	309	365	422	466	483	556	Department of Radio and Television
Drejtoria e Arkivit te Shtetit	3	9	16	25	46	66	90	92	120	128	138	149	General Directorate of Archive
Drejtoria e Rezerves se Shtetit	6	18	27	35	45	54	63	71	81	89	98	114	Directorate of State Reserves
Akademia e Shkencave	21	71	112	150	194	239	295	332	403	448	496	603	Science Academy
Sherbimi i Kontrollit te Shtetit	13	30	41	68	78	98	127	143	160	179	201	226	State Audit Commission
Ministria e Punes dhe Çeshtjeve Sociale	3,773	8,810	13,306	18,345	23,186	28,503	33,710	39,213	44,435	49,409	54,390	60,959	Ministry of Labor and Social Affairs
Ministria e Mbrojtjes se Mjedisit	15	34	55	78	104	130	150	158	176	189	197	438	Ministry of Environment
Ajensia Kombetare e Privatizimit	4	7	13	17	20	25	30	32	37	37	41	48	National Agency for Privatization
Prokuroria e Pergjithshme	52	128	208	268	364	452	563	625	723	814	916	1,066	State Prosecutor
Pushketa Gjyqesore	60	163	259	343	444	527	694	753	858	954	1,129	1,297	High Court
Gjykata Kushtetuese	4	9	20	25	32	39	55	58	67	72	80	88	Constitutional Court
Ajensia Telegrafike Shqiptare	5	12	18	24	32	38	54	60	71	79	85	95	Albanian Press Agency
Ministria e Pushtetit Vendor dhe Decentralizimit	62	178	303	480	691	973	1,170	1,320	1,489	1,610	1,749	2,130	Ministry of Local Government and Decentralization
Drejtoria e Pergjithshme e Doganave	35	114	195	275	363	467	572	662	768	851	934	1,236	General Customs Department
Drejtoria e Pergjithshme e Standartete	1	3	5	6	9	11	13	14	15	17	19	22	General Department of Standardizations
Drejtoria e Pergjithshme e Pyjeve dhe Kullotave	32	90	143	191	265	332	393	481	571	642	719	885	General Directorate of Forests and Pastures
Partite Politike	0	27	47	48	72	139	180	183	217	240	247	260	Political Parties
Drejtoria e Pergjithshme e Tatimeve	77	187	324	448	565	725	835	1,036	1,183	1,285	1,407	1,663	General Tax Directorate
Shpenzime per sherbimin e borxhit	2,405	4,067	7,036	8,989	11,051	13,155	15,940	17,972	20,576	22,251	24,009	26,029	Dept Service
Drejtoria e mjeteve matese dhe kalibrimit	0	3	7	7	11	13	17	19	25	27	31	31	Department of Metrology & Calibration
Instituti i Statistikes	9	23	39	50	68	94	114	140	163	173	195	229	Statistics Institute
Komisioni i Letrave me Vlere	2	3	6	8	10	11	12	13	15	17	19	22	The Commission Securities
Enti Kombetar i Zonave te Lira	0	1	1	2	2	3	3	4	4	5	5	6	National Entity of Free Zones
Shkolla e Magjistratures	1	5	11	16	20	22	33	35	38	43	47	56	School of the Magistrature
Fondi i Zhvillimit Shqiptar	290	350	544	663	760	938	1,077	1,108	1,346	2,095	2,188	2,487	Rural Development Program
Qendra Kombetare Kinematografike	0	32	33	34	41	43	44	65	66	67	68	102	National Movies Center
Instituti i rehabilitimit te perndjekurve	3	5	10	13	18	20	22	24	26	28	31	35	Institute of integration of the ex political prisoners
Inspektoriati i keshillit te larte te drejtësisë	5	13	19	23	28	35	42	44	52	56	60	67	Inspection of the high Council of Justice
Keshilli Kombetar i RTV	0	1	1	2	3	3	4	4	4	5	5	6	RTV State Council
Avokati i popullit	9	15	21	29	37	42	54	55	66	71	79	84	Ombudsman
Komisioni i Sherbimit Civil	2	5	8	12	18	22	26	28	33	36	38	43	Commission of civil service
Komisioni Qendror i Zgjedhjeve	5	15	26	40	157	358	485	645	697	710	727	746	Central Committee for Elections
Entet Lokale "Granti"	527	1,801	2,969	4,574	6,436	8,045	9,589	11,017	12,941	14,491	16,301	19,999	Local Entities "Grant"
Avokatia e Shtetit	5	12	18	24	31	40	53	55	60	66	72	81	State advocate
Agjentët tatimor jo-buxhetore	0	349	434	576	661	673	686	688	744	800	808	908	Tax agents not-budgetary
Te tjera	4	24	53	80	134	155	193	221	272	307	340	596	Others

SHPENZIMET SIPAS KLASIFIKIMIT INSTITUCIONAL PER VITIN 2005
EXPENDITURES BY CENTRAL INSTITUTIONS DURING THE YEAR 2005

Te dhena mujore (Monthly Data)

ne milion lekë (in million lekë)

Tab. 2.4b

Ministria ose Institucioni	Jan Jan	Shku Feb	Mars Mar	Prill April	Maj May	Qersh June	Korrik July	Gusht Aug	Shtator Sept	Tetor Oct	Nent Nov	Dhjet Dec	Ministry or Institution
TOTALI	12,345	17,220	17,249	17,866	18,331	19,869	20,354	17,448	21,114	17,920	17,392	35,232	TOTAL
Presidenca	5	13	15	16	19	6	21	6	51	12	5	33	President
Kuvendi	68	66	72	58	65	68	41	38	68	69	60	128	Parliament
Keshilli i Ministrave	21	79	57	77	76	79	80	81	66	33	61	85	Council of Ministers
Ministria e Industrise dhe Energjitikes	118	578	140	308	176	353	159	215	177	100	136	1,472	Ministry of Industry and Energy
Ministria e Bujqesise dhe Ushqimit	122	389	286	245	340	347	414	384	391	344	358	739	Ministry of Agriculture and Food
Ministria e Rregullimit te Territorit dhe Turizmit	127	170	718	752	718	1,234	569	898	988	597	430	2,195	Ministry of Territorial Adjustment and Tourism
Ministria e Ekonomise	32	18	31	29	84	30	27	18	33	15	34	158	Ministry of Economic
Ministria e Transportit dhe Telekomunikacionit	386	710	519	1,325	1,206	1,374	1,309	726	1,311	829	786	1,820	Ministry of Transportation and Telecommunication
Sistemi i regjistrimit te pasurise se paluajtshme	7	12	15	23	16	20	19	16	23	19	29	65	Immovable Property Registration
Ministria e Financave	48	66	148	87	76	63	149	135	77	84	41	57	Ministry of Finance
Ministria e Arsimit dhe Shkences	1,307	1,631	1,825	1,726	1,746	1,734	2,411	1,691	2,127	2,054	2,050	4,397	Ministry of Education and Science
Ministria e Kultures, Rinise dhe Sporteve	25	74	69	102	139	146	134	112	168	98	119	255	Ministry of Culture, Youth and Sport
Ministria e Shendetesise	1,348	2,237	1,765	1,361	1,506	1,689	1,568	1,360	1,833	1,411	1,495	3,879	Ministry of Health
Ministria e Drejtesise	107	199	171	170	185	145	164	147	215	277	206	1,333	Ministry of Justice
Ministria e Puneve te Jashtme	49	110	140	119	136	122	102	49	139	153	163	309	Ministry of Foreign Affairs
Ministria e Rendit Publik	716	747	794	833	807	861	1,032	819	1,039	872	836	1,683	Ministry of Public Order
Ministria e Mbrojtjes	339	810	664	854	857	975	1,080	626	1,108	1,024	894	1,515	Ministry of Defense
Sherbimi Informativ i Shtetit	50	91	78	101	98	90	104	95	103	98	94	99	State Information Service
Drejtoria e Radio-Televizionit	40	38	25	43	55	38	70	56	57	44	17	73	Department of Radio and Television
Drejtoria e Arkivit te Shtetit	3	6	6	10	21	20	24	2	27	9	9	11	General Directorate of Archive
Drejtoria e Rezerves se Shtetit	6	11	10	8	10	9	10	8	10	8	9	17	Directorate of State Reserves
Akademia e Shkencave	21	50	41	38	44	45	57	36	71	46	47	107	Science Academy
Sherbimi i Kontrollit te Shtetit	13	17	11	27	10	21	29	16	17	19	22	25	State Audit Commission
Ministria e Puneve dhe Ceshjeve Sociale	3,773	5,036	4,496	5,039	4,841	5,318	5,207	5,503	5,222	4,974	4,981	6,569	Ministry of Labor and Social Affairs
Ministria e Mbrojtjes se Mjedisit	15	19	21	23	26	26	20	8	18	13	7	241	Ministry of Environment
Ajensia Kombetare e Privatizimit	4	3	5	4	3	6	5	1	5	0	4	6	National Agency for Privatization
Prokuroria e Pergjithshme	52	76	80	59	96	88	110	62	98	91	103	150	State Prosecutor
Pushketa Gjyqesore	60	102	97	84	101	83	167	59	105	96	175	168	High Court
Gjykata Kushtetuese	4	5	11	5	7	7	16	3	9	5	8	9	Constitutional Court
Ajensia Telegrafike Shqiptare	5	7	6	6	8	6	16	6	10	8	6	10	Albanian Press Agency
Ministria e Pushtetit Vendor dhe Decentralizimit	62	116	125	177	210	282	198	149	169	121	139	381	Ministry of Local Government and Decentralization
Drejtoria e Pergjithshme e Doganave	35	79	81	80	88	104	104	90	106	84	83	301	General Customs Department
Drejtoria e Pergjithshme e Standarteve	1	2	2	1	3	2	2	1	2	1	2	3	General Department of Standardizations
Drejtoria e Pergjithshme e Pyjeve dhe Kullotave	32	58	53	48	74	67	61	88	90	71	77	166	General Directorate of Forests and Pastures
Partite Politike	0	27	21	1	24	67	41	3	34	23	7	13	Political Parties
Drejtoria e Pergjithshme e Tatimeve	77	110	136	125	116	160	111	201	147	102	121	256	General Tax Directorate
Shpenzime per sherbimin e borxhit	2,405	1,662	2,969	1,954	2,062	2,104	2,785	2,032	2,604	1,675	1,759	2,020	Dept Service
Drejtoria e mjeteve matese dhe kalibrimit	0	3	4	0	4	2	5	2	6	2	4	0	Department of Metrology & Calibration
Instituti i Statistikes	9	14	16	11	19	25	20	26	23	10	22	35	Statistics Institute
Komisioni i Letrave me Vlere	2	2	2	2	2	1	1	1	2	2	2	3	The Commission Securities
Enti Kombetar i Zonave te Lira	0	0	0	1	1	1	0	0	0	0	1	1	National Entity of Free Zones
Shkolla e Magjistratures	1	4	5	5	5	2	10	2	3	4	4	9	School of the Magistrature
Fondi i Zhvillimit Shqiptar	290	61	194	119	98	178	139	30	239	748	93	299	Rural Development Program
Qendra Kombetare Kinematografike	0	32	1	1	7	2	1	21	1	1	1	34	National Movies Center
Instituti i rehabilitimit te perndjekurve	3	2	4	3	5	2	2	3	2	2	2	4	Institute of integration of the ex political prisoners
Inspektoriati i keshillit te larte te drejtesise	5	7	7	4	5	7	7	3	7	4	4	7	Inspection of the high Council of Justice
Keshilli Kombetar i RTV	0	1	1	1	1	0	0	0	1	0	0	0	RTV State Council
Avokati i popullit	9	6	6	7	9	5	12	1	11	5	8	5	Ombudsman
Komisioni i Sherbimit Civil	2	3	3	3	6	4	5	1	6	2	2	5	Commission of civil service
Komisioni Qendror i Zgjedhjeve	5	11	10	15	117	200	127	161	52	13	17	19	Central Committee for Elections
Entet Lokale "Granti"	527	1,274	1,168	1,605	1,862	1,609	1,544	1,428	1,924	1,551	1,809	3,698	Local Entities "Grant"
Avokazia e Shtetit	5	7	6	6	6	9	13	2	5	6	6	9	State advocate
Ajentet tatimor jo-buxhetore	0	349	85	143	85	12	14	2	56	56	8	100	Tax agents not-budgetary
Te tjera	4	20	29	27	54	22	38	27	51	35	33	256	Others

SHPENZIMET E KRYERA NE RRETHE 2005
DISTRICTS EXPENDITURES 2005

Te dhena progresive(Progressive data)

Tab. 2.5

Rrethi (District)	3Muj1 (Q1) 2005		3Muj2 (Q2) 2005		3Muj3(Q3) 2005		3Muj4(Q4) 2006	
	Total ne milion lek (Total in milion of leks)	Per fryme ne lek (Per capita in leks)	Total ne milion lek (Total in milion of leks)	Per fryme ne lek (Per capita in leks)	Total ne milion lek (Total in milion of leks)	Per fryme ne lek (Per capita in leks)	Total ne milion lek (Total in milion of leks)	Per fryme ne lek (Per capita in leks)
Totali (Total)	29,077	9,275	68,140	21,735	109,406	34,898	155,638	49,646
Berat	590	4,852	1,425	11,720	2,382	19,582	3,435	28,242
Bulqize	158	4,640	403	11,841	657	19,298	931	27,342
Delvine	76	6,403	179	15,175	293	24,769	440	37,232
Devoll	126	3,668	282	8,210	473	13,787	682	19,886
Diber	409	5,622	976	13,405	1,620	22,249	2,361	32,431
Durres	922	4,238	3,015	13,867	4,617	21,234	6,878	31,628
Elbasan	1,044	4,687	2,688	12,069	4,110	18,451	5,844	26,237
Fier	865	4,357	2,062	10,383	3,406	17,147	4,955	24,944
Gramsh	177	6,437	452	16,413	690	25,033	1,011	36,716
Gjirokaster	427	7,711	1,091	19,684	1,788	32,269	2,657	47,953
Has	105	5,624	252	13,519	411	22,067	606	32,497
Kavaje	404	5,009	860	10,662	1,361	16,871	1,999	24,774
Kolonje	133	8,544	316	20,232	555	35,566	779	49,922
Korce	800	5,664	1,774	12,567	2,836	20,091	4,234	29,994
Kruje	320	4,897	708	10,845	1,133	17,364	1,600	24,508
Kucove	136	3,881	374	10,698	571	16,321	796	22,736
Kukes	432	7,303	1,049	17,723	1,650	27,895	2,361	39,916
Kurbini	268	4,949	593	10,965	914	16,886	1,302	24,049
Lezhe	409	5,628	1,013	13,933	1,590	21,869	2,381	32,743
Librazhd	277	4,134	590	8,798	924	13,760	1,359	20,248
Lushnje	519	3,631	1,151	8,052	1,891	13,225	2,659	18,598
Malesi e Madhe	153	4,184	380	10,411	610	16,721	858	23,499
Mallakaster	130	3,577	452	12,425	632	17,363	847	23,257
Mat	306	5,616	741	13,601	1,183	21,727	1,788	32,834
Mirdite	228	7,256	559	17,794	898	28,608	1,234	39,299
Pegjin	154	4,852	363	11,423	587	18,486	794	25,005
Permet	143	6,371	348	15,482	583	25,935	827	36,764
Pogradec	360	5,122	853	12,153	1,307	18,623	1,916	27,291
Puke	241	8,130	556	18,769	919	31,034	1,265	42,731
Sarande	263	6,207	740	17,430	1,285	30,279	1,856	43,735
Skrapar	177	7,840	443	19,605	720	31,864	989	43,741
Shkoder	1,120	6,167	2,547	14,019	4,236	23,315	6,244	34,369
Tepelene	192	6,884	497	17,832	799	28,660	1,141	40,936
Tirane	15,868	25,254	35,699	56,814	57,366	91,297	80,194	127,628
Tropoje	193	8,737	451	20,418	716	32,394	1,028	46,528
Vlore	950	6,412	2,255	15,215	3,690	24,900	5,386	36,343

Sherim. Jane perjashtuar shpenzimet kapitale me financim te huaj.

Note. The capital expenditures by foreign financing are excluded.

Numri popullsise sipas INSTAT 1-janar 2005 / Population INSTAT January 2005

SHIPENZIMET E KRYERA NE RRETHE NE VITE
EXPENDITURES BY DISTRICTS

Te dhena vjetore (annual data)

ne milion leke (million lek)

Tab. 2.5a

Rrethi (District)	2000		2001		2002		2003		2004		2005	
	Total ne milion lek (Total in milion of leks)	Per fryme ne lek (Per capita in leks)	Total ne milion lek (Total in milion of leks)	Per fryme ne lek (Per capita in leks)	Total ne milion lek (Total in milion of leks)	Per fryme ne lek (Per capita in leks)	Total ne milion lek (Total in milion of leks)	Per fryme ne lek (Per capita in leks)	Total ne milion lek (Total in milion of leks)	Per fryme ne lek (Per capita in leks)	Total ne milion lek (Total in milion of leks)	Per fryme ne lek (Per capita in leks)
Totali i Rretheve Total of Districts	103,640	31,569	119,775	38,798	122,306	39,618	128,300	41,801	149,191	48,326	155,638	49,768
Berat	2,288	16,819	2,574	20,047	2,762	21,510	2,801	21,908	3,224	25,108	3,435	27,847
Bulqize	787	15,628	801	18,635	799	18,593	799	18,589	903	21,013	931	26,354
Delvine	333	11,544	376	34,666	360	33,136	394	36,630	388	35,708	440	37,481
Devoll	500	14,113	514	14,792	550	15,839	597	17,230	659	18,978	682	19,762
Diber	1,676	16,572	1,965	22,814	2,000	23,220	1,991	23,231	2,171	25,202	2,361	31,372
Durres	3,976	21,044	4,458	24,360	5,478	29,935	5,068	27,895	6,058	33,104	6,878	31,931
Elbasan	3,592	16,528	3,907	17,367	4,205	18,692	4,795	21,634	5,590	24,846	5,844	26,046
Fier	2,879	13,844	3,719	18,583	3,791	18,942	3,845	19,315	4,802	23,993	4,955	24,819
Gramsh	777	17,868	886	24,792	885	24,785	941	26,319	1,040	29,116	1,011	34,554
Gjirokaster	1,777	27,968	1,946	34,749	2,091	37,337	2,317	42,399	2,463	43,989	2,657	47,422
Has	451	22,195	480	24,178	507	25,574	548	27,899	592	29,816	606	32,110
Kavaje	1,107	12,560	1,249	15,928	1,281	16,337	1,457	18,633	1,871	23,855	1,999	24,731
Kolonje	562	23,263	631	36,746	622	36,226	646	37,670	734	42,719	779	49,135
Korce	3,063	18,448	3,373	23,504	3,583	24,967	3,750	26,239	4,041	28,164	4,234	29,743
Kruje	1,194	20,119	1,313	20,403	1,244	19,333	1,370	21,568	1,470	22,849	1,600	24,386
Kucove	618	15,923	688	19,337	802	22,553	701	19,836	761	21,405	796	22,639
Kukes	1,883	25,869	2,060	32,164	2,146	33,505	2,137	33,506	2,537	39,605	2,361	39,098
Kurbini	1,031	18,251	1,098	20,135	1,176	21,569	1,215	22,339	1,261	23,127	1,302	23,763
Lezhe	1,547	23,461	1,815	26,604	1,757	25,749	1,795	26,507	2,023	29,658	2,381	32,738
Librazhd	1,103	15,815	1,178	16,237	1,174	16,187	1,209	16,698	1,321	18,219	1,359	19,966
Lushnje	1,917	13,705	1,974	13,676	2,031	14,069	2,279	15,836	2,565	17,770	2,659	18,475
Malesi e Madhe	662	15,006	708	19,261	690	18,758	687	18,722	807	21,950	858	23,338
Mallakaster	611	14,356	710	17,803	683	17,118	742	18,783	718	18,002	847	22,797
Mat	1,370	20,684	1,518	24,525	1,398	22,585	1,536	25,102	1,727	27,889	1,788	32,061
Mirdite	1,006	23,038	1,221	32,941	1,112	30,004	1,125	30,353	1,217	32,833	1,234	38,111
Peqin	440	14,011	475	14,436	509	15,460	589	17,877	782	23,769	794	24,729
Permet	724	20,426	764	29,567	783	30,323	788	30,579	811	31,383	827	36,391
Pogradec	1,455	20,394	1,513	21,339	1,756	24,772	1,672	23,725	1,817	25,630	1,916	27,048
Puke	1,057	25,595	1,125	32,648	1,202	34,880	1,126	32,739	1,294	37,552	1,265	40,834
Sarande	1,104	18,072	1,355	38,459	1,403	39,805	1,521	43,360	1,673	47,495	1,856	44,516
Skrapar	1,076	25,041	1,240	41,521	1,155	38,670	1,098	36,787	1,060	35,499	989	42,242
Shkoder	4,136	21,816	4,777	25,713	5,089	27,389	5,071	27,350	5,903	31,773	6,244	34,194
Tepelene	1,081	24,600	1,111	34,216	1,025	31,565	1,094	33,770	1,138	35,055	1,141	39,818
Tirane	51,640	107,436	61,037	116,671	60,781	116,183	65,106	125,272	77,377	147,906	80,194	134,319
Tropoje	977	24,034	1,047	37,177	1,104	39,207	1,060	37,938	1,040	36,945	1,028	45,157
Vlore	3,239	18,692	4,170	28,314	4,372	29,686	4,429	30,104	5,351	36,339	5,386	36,181

TABELA E INVESTIMEVE (TABLE OF INVESTMENTS) 2005

Te dhena progresive(Progresive data) ne milion leke (in million of leks)

Tab 2.6a

	Janar	Shkurt	Mars	Prill	Maj	Qershorr	Korrik	Gusht	Shtator	Tetor	Nentor	Dhjetor	
Financim i brendshem	0	1,063	1,899	3,446	5,455	8,240	10,401	12,692	15,447	17,430	19,374	24,321	Domestic financing
Ne %	0.01	33.57	39.19	48.46	56.20	62.59	65.12	66.92	67.62	66.67	67.67	63.38	In %
Financim i huaj	938	2,104	2,947	3,664	4,251	4,925	5,572	6,274	7,397	8,714	9,257	14,054	Foreign financing
Ne %	99.99	66.43	60.81	51.54	43.80	37.41	34.88	33.08	32.38	33.33	32.33	36.62	In %
Totali i investimeve	938	3,167	4,845	7,110	9,706	13,165	15,973	18,966	22,844	26,144	28,631	38,375	Total of investments
Ne %	100.00	100.00	100.00	100.00	100.00	100.00	100.00	100.00	100.00	100.00	100.00	100.00	In %

Te dhena mujore (Monthly data) ne milion leke (in million of leks)

Tab 2.6b

	Janar	Shkurt	Mars	Prill	Maj	Qershorr	Korrik	Gusht	Shtator	Tetor	Nentor	Dhjetor	
Financim i brendshem	0	1,063	836	1,547	2,009	2,785	2,161	2,290	2,755	1,983	1,944	4,948	Domestic financing
Ne %	0.01	47.70	49.79	68.31	77.40	80.50	76.97	76.55	71.05	60.08	78.17	50.78	In %
Financim i huaj	938	1,166	843	718	587	675	647	702	1,123	1,318	543	4,797	Foreign financing
Ne %	99.99	52.30	50.21	31.69	22.60	19.50	23.03	23.45	28.95	39.92	21.83	49.22	In %
Totali i investimeve	938	2,229	1,678	2,265	2,596	3,459	2,808	2,992	3,878	3,300	2,487	9,745	Total of investments
Ne %	100.00	100.00	100.00	100.00	100.00	100.00	100.00	100.00	100.00	100.00	100.00	100.00	In %

NDRYSHIMI I INVESTIMEVE KRAHASUAR ME 2004 NE TERMA NOMINALE THE CHANGE OF INVESTMENTS COMPARED WITH 2004 IN NOMINAL TERMS

Tab 2.6c

	Janar	Shkurt	Mars	Prill	Maj	Qershorr	Korrik	Gusht	Shtator	Tetor	Nentor	Dhjetor	
Financim i brendshem	-99.58	-1.30	-19.01	-7.76	22.18	26.72	21.79	16.28	10.91	4.76	-2.84	-11.85	Domestic financing
Financim i huaj	-17.91	25.24	36.22	32.28	5.03	16.12	5.72	1.94	4.56	8.57	-5.61	31.64	Foreign financing
Totali i investimeve	-19.41	14.87	7.50	9.29	14.03	22.53	15.66	11.11	8.77	6.00	-3.75	0.29	Total of investments

NDRYSHIMI I INVESTIMEVE KRAHASUAR ME 2004 NE TERMA REALE THE CHANGE OF INVESTMENTS COMPARED WITH 2004 IN REAL TERMS

Tab 2.6d

	Janar	Shkurt	Mars	Prill	Maj	Qershorr	Korrik	Gusht	Shtator	Tetor	Nentor	Dhjetor	
Financim i brendshem	-99.60	-6.19	-23.07	-11.94	18.13	24.98	23.62	17.74	11.23	2.60	-5.64	-13.58	Domestic financing
Financim i huaj	-21.47	19.03	29.39	26.29	1.54	14.52	7.31	3.22	4.86	6.33	-8.33	29.05	Foreign financing
Totali i investimeve	-22.90	9.18	2.11	4.34	10.24	20.85	17.39	12.51	9.08	3.81	-6.52	-1.68	Total of investments

TE ARDHURAT SIPAS KLASIFIKIMIT EKONOMIK
REVENUES BY ECONOMIC CLASSIFICATION

ne milion leke (million lek)

Tab. 3.1

	2000	2001	2002	2003	2004	2005	
TOTALI I TE ARDHURAVE	130,642	145,639	154,595	167,224	184,355	204,163	Total Revenue
1. Te ardhura tatimore	83,721	91,657	103,162	116,545	132,520	144,939	Tax Revenue
Tatim fitimi	8,115	10,248	12,198	13,147	16,308	19,237	Profit Tax
Tatim mbi biznesin e vogel	1,641	1,974	2,548	2,944	4,060	3,793	Small Business Tax
Tatim mbi te ardhura personale	4,590	6,300	6,149	6,414	6,852	7,402	Personal Income Taxes
T.V.SH & Tatim qarkullimi	38,121	41,149	46,113	50,625	58,161	64,534	V.A. T & Turnover Tax
Akciza	9,153	9,544	9,324	12,258	15,799	18,523	Excises
Taksa nacionale dhe te tjera	7,242	7,740	10,918	12,480	12,108	12,281	National Taxes
Taksa lokale	1,310	1,907	2,527	4,824	5,360	5,540	Local Taxes
Taksa doganore	13,548	12,795	13,387	13,854	13,872	13,629	Customs Duties
2. Te ardhura jotatimore	16,864	21,321	21,678	19,374	16,182	16,863	Nontax Revenue
a. Te ardhura nga nd/jet dhe pronesia	12,492	15,436	15,008	12,978	8,081	7,103	Entrepreneurial and Property Income
'Transferim fitimi nga Banka e Shqiperise	10,225	10,912	10,291	8,852	5,091	4,953	Profit transfer from BOA
Veprimtaria ekonomike e sektorit buxhetor	504	137	190	137	207	373	Income of budgetary institutions
Dividentet	987	3,623	2,375	2,158	1,159	470	Dividends
Interesa	168	0	409	246	221	246	Interests
Te tjera	606	764	1,743	1,585	1,403	1,061	Others
b. 'Sherbime administrative dhe te ardhura jo-industria	3,423	4,719	5,391	4,920	6,412	8,173	Administrative services and non-industrial receipts
Nacionale	334	1,881	2,163	1,954	2,382	2,685	National
Lokale	6	131	150	156	193	2,685	Local
Jo-industriale dhe incidentale (sekondare)	3,083	2,707	3,078	2,810	3,837	2,803	Non-industrial and incidental
c. Gjoha dhe sekuestrike	504	845	872	1,193	1,512	1,310	Penalties
d. Te ardhura kapitale	444	321	407	283	177	277	Capital Revenues
3. Ndihmat	10,006	10,156	4,119	2,617	2,392	6,168	Grants
4. Te ardhura nga Buxhetet e pavarura	20,053	22,506	25,637	28,688	33,261	36,192	Social Insurance revenues
Nga Instituti i Sigurimeve Shoqerore	18,159	20,208	22,849	25,861	30,145	32,825	Social Insurance
Nga Instituti i Sigurimeve Shendetesore	1,473	1,720	1,997	2,355	2,059	816	Health insurance
Te tjera	421	578	791	472	1,057	2,551	Others

Shenim: Shuma e te ardhurave tatimore ndryshon nga tabelat 1.1 dhe 1.2a, per shkak te mosperfishirjes se "Te ardhurave nga Buxhetet e pavarura" dhe nje pjese te te ardhurave lokale dhe nacionale te cilat sipas GFS nuk jane pjese e te ardhurave tatimore.

ZERAT KRYESORE TE TE ARDHURAVE SIPAS VENDIT KU MBLIDHEN

(REVENUE COLLECTIONS BY SOURCE)

1.TE ARDHURAT NE ZYRAT E DOGANAVE (REVENUES FROM CUSTOMS OFFICES)

Tab. 3.2.a

ne milion leke (million lek)

	2000		2001		2002		2003		2004		2005		
	Nominal	Real	Nominal	Real	Nominal	Real	Nominal	Real	Nominal	Real	Nominal	Real	
1.1 Takse doganore	13548	94	12795	89	13387	96	13854	114	13872	135	13629	136	Customs Duties
1.2 TVSH & T.Qarkullimi	28013	195	30379	212	31675	226	34589	284	38338	373	44637	447	V.A.T & Turnover tax
1.3 Akcize	6270	44	6517	45	5944	42	7018	58	9058	88	11079	111	Excises
1.4 Te tjera	188	1	195	1	53	0	18	0	8	0	6	0	Others
TOTALI I DOGANAVE	48018	334	49885	348	51058	364	55479	455	61277	596	69351	694	Revenues from Custom office

2.TE ARDHURAT NE ZYRAT E TATIMEVE (REVENUES FROM TAX OFFICES)

Tab. 3.2.b

	2000		2001		2002		2003		2004		2005		
	Nominal	Real	Nominal	Real	Nominal	Real	Nominal	Real	Nominal	Real	Nominal	Real	
2.1 TVSH & T.Qarkullimi	10108	9705	10771	11369	14435	14465	16035	15718	19822	18888	19896	18522	V.A.T & Turnover tax
2.2 Akciza	2883	2768	3027	3195	3380	3387	5240	5136	6741	6423	7444	6930	Excises
2.3 Tatimi mbi fitimin	8115	7792	10248	10817	12198	12223	13147	12887	16308	15540	19237	17908	Profit Tax
2.4 Tatimi mbi te ardhurat personale	4590	4407	6300	6650	6149	6162	6414	6287	6852	6529	7402	6891	Personal income tax
2.5 Tatimi mbi bisnesin e vogel	1641	1576	1974	2083	2548	2553	2944	2886	4060	3868	3793	3531	Small business tax
2.6 Takse nacionale	6893	6619	7425	7837	10751	10774	12347	12103	11957	11393	11877	11057	National taxes
2.7 Lojrat e fatit dhe kazinote	495	475	121	128	114	114	130	128	143	136	398	370	Tax on Gamble & Casino
TOTALI I TATIMEVE	34726	33343	39865	42079	49574	49677	56257	55144	65884	62779	70047	65209	Revenues from tax offices

Shenim: Termat reale ne dogana nenkuptojne shifra ne milion \$, kurse ne tatime nenkuptojne indeksimin e vlerave nominale me CPI me baze dhjetor 1993.

Note. Real terms in Customs are in milion \$, while in Tax offices are indexed by the CPI with the base of december 1993.

ZERAT KRYESORE TE TE ARDHURAVE SIPAS VENDIT KU MBLIDHEN
(MAIN INDICATORS OF REVENUES WHERE THOSE ARE COLLECTED)

1.TE ARDHURAT NGA ZYRAT E DOGANAVE NE % (REVENUES FROM CUSTOMS OFFICES IN %)

Tab. 3.2.c

	2000	2001	2002	2003	2004	2005	
1.1 Takse doganore	28.21	25.65	26.22	24.97	22.64	19.65	Customs Duties
1.2 TVSH & T.Qarkullimi	58.34	60.90	62.04	62.35	62.57	64.36	V.A.T & Turnover tax
1.3 Akcize	13.06	13.06	11.64	12.65	14.78	15.97	Excises
1.4 Te tjera	0.39	0.39	0.10	0.03	0.01	0.01	Others
TOTALI I PERGJITHSHEM	100.00	100.00	100.00	100.00	100.00	100.00	Total

1.TE ARDHURAT NGA ZYRAT E TATIMEVE NE % (REVENUES FROM TAX OFFICES IN %)

Tab. 3.2.d

	2000	2001	2002	2003	2004	2005	
2.1 TVSH & T.Qarkullimi	29.11	27.02	29.12	28.50	30.09	28.40	V.A.T & Turnover tax
2.2 Akciza	8.30	7.59	6.82	9.31	10.23	10.63	Excises
2.3 Tatimi mbi fitimin	23.37	25.71	24.61	23.37	24.75	27.46	Profit Tax
2.4 Tatimi mbi te ardhurat personale	13.22	15.80	12.40	11.40	10.40	10.57	Personal income tax
2.5 Tatimi mbi biznesin e vogel	4.73	4.95	5.14	5.23	6.16	5.42	Small business tax
2.6Takse nacionale	19.85	18.62	21.69	21.95	18.15	16.96	National taxes
2.7 Lojrat e fatit dhe kazinote	1.43	0.30	0.23	0.23	0.22	0.57	Tax on Gamble & Casino
TOTALI I TATIMEVE	100.00	100.00	100.00	100.00	100.00	100.00	Revenues from tax offices

ZERAT KRYESORE TE TE ARDHURAVE SIPAS VENDIT KU MBLIDHEN VITI 2005
MAIN INDICATORS OF REVENUES WHERE THEY ARE COLLECTED FOR THE YEAR 2005

1. TE ARDHURAT NE ZYRAT E DOGANAVE (REVENUES FROM CUSTOMS OFFICES)

Te dhena progresive (Progresive Data)

ne milion leke(in million leks)

Tab. 3.3a

	Janar	Shkurt	Mars	Prill	Maj	Qersh	Korrik	Gusht	Shtator	Tetor	Nentor	Dhjetor	
	Jan	Feb	Mar	Apr	May	Jun	Jul	Aug	Sep	Oct	Nov	Dec	
Takse doganore	909	1,814	2,844	3,894	4,787	5,890	7,000	8,159	9,467	10,821	12,180	13,629	Customs Duties
TVSH	2,565	5,493	8,701	11,973	15,741	19,224	22,788	26,408	30,704	35,462	39,909	44,637	V.A.T & Turnover tax
Akcize	615	1,241	1,978	2,662	3,445	4,228	5,124	6,158	7,440	8,735	9,912	11,079	Excises
Te tjera	4	1	3	7	3	2	1	9	18	32	5	6	Others
TOTALI I DOGANAVE	4,093	8,549	13,526	18,536	23,976	29,345	34,914	40,734	47,629	55,050	62,007	69,351	Total

2. TE ARDHURAT TATIMORE NE ZYRAT E TATIMEVE DHE INSTITUCIONET BUXHETORE

(TAX REVENUES FROM TAX OFFICES & OTHER INSTITUTIONS)

	Janar	Shkurt	Mars	Prill	Maj	Qersh	Korrik	Gusht	Shtator	Tetor	Nentor	Dhjetor	
	Jan	Feb	Mar	Apr	May	Jun	Jul	Aug	Sep	Oct	Nov	Dec	
TVSH	1,928	3,326	4,753	6,308	7,749	9,321	10,800	12,529	14,481	16,674	18,492	19,896	V.A.T & Turnover tax
Akciza	527	894	1,457	2,234	2,831	3,665	4,211	4,951	5,700	6,493	7,025	7,444	Excises
Tatimi mbi fitimin	1,197	2,551	4,867	6,105	7,756	9,101	10,719	12,144	13,672	15,536	17,067	19,237	Profit Tax
Tatimi mbi te ardhurat personale	568	1,056	1,560	2,194	2,669	3,311	3,824	4,443	5,068	5,652	6,398	7,402	Personal income tax
Tatimi mbi biznesin e vogel	80	310	1,275	1,755	1,808	1,992	2,347	2,407	2,514	3,112	3,274	3,793	Small business tax
Takse nacionale	842	1,811	2,873	3,960	4,721	6,932	7,744	8,657	9,508	10,301	11,040	11,877	National taxes
Lojrat e fatit dhe kazinote	16	29	40	53	69	100	95	152	211	273	333	398	Tax on Gamble & Casino
TOTALI I TATAIMEVE	5,158	9,978	16,826	22,608	27,602	34,421	39,739	45,283	51,154	58,041	63,630	70,047	Revenues from Tax Office
TOTALI I PERGJITHSHEM	9,251	18,527	30,352	41,145	51,578	63,766	74,653	86,017	98,783	113,091	125,637	139,398	Revenue from Customs and Tax Offices
Te Ardhurat nga Pushteti Lokal	305	870	2,179	2,917	3,686	3,986	4,607	5,405	6,062	6,709	7,316	8,226	Revenue from local Government
TOTALI I PERGJITHSHEM	9,556	19,397	32,531	44,062	55,263	67,752	79,260	91,423	104,845	119,799	132,953	147,624	Total of Tax Revenue

ZERAT KRYESORE TE TE ARDHURAVE SIPAS VENDIT KU MBLIDHEN VITI 2005
MAIN INDICATORS OF REVENUES WHERE THEY ARE COLLECTED FOR THE YEAR 2005

1. TE ARDHURAT NE ZYRAT E DOGANAVE (REVENUES FROM CUSTOMS OFFICES)

Te dhena mujore (Monthly Data)

ne milion leke(in million leks)

Tab. 3.3 b

	Janar	Shkurt	Mars	Prill	Maj	Qersh	Korrik	Gusht	Shtator	Tetor	Nentor	Dhjetor	
	Jan	Feb	Mar	Apr	May	Jun	Jul	Aug	Sep	Oct	Nov	Dec	
Takse doganore	909	905	1,030	1,050	893	1,104	1,110	1,158	1,308	1,354	1,359	1,449	Customs Duties
TVSH	2,565	2,928	3,209	3,272	3,767	3,484	3,564	3,620	4,296	4,758	4,447	4,728	V.A.T & Turnover tax
Akcize	615	626	737	684	784	783	896	1,034	1,282	1,295	1,177	1,166	Excises
Te tjera	4	-3	2	5	-4	-1	-1	8	9	14	-27	1	Others
TOTALI I DOGANAVE	4,093	4,456	4,978	5,010	5,440	5,369	5,569	5,820	6,895	7,421	6,957	7,344	Total

2. TE ARDHURAT NE ZYRAT E TATIMEVE DHE INSTITUCIONET BUXHETORE

(REVENUES FROM TAX OFFICES & OTHER INSTITUTIONS)

	Janar	Shkurt	Mars	Prill	Maj	Qersh	Korrik	Gusht	Shtator	Tetor	Tetor	Dhjetor	
	Jan	Feb	Mar	Apr	May	Jun	Jul	Aug	Sep	Oct	Nov	Dec	
TVSH & T.Qarkullimi	1,928	1,399	1,426	1,555	1,441	1,572	1,479	1,729	1,952	2,193	1,818	1,404	V.A.T & Turnover tax
Akciza	527	367	562	777	597	834	546	741	749	793	532	420	Excises
Tatimi mbi fitimin	1,197	1,354	2,316	1,238	1,651	1,345	1,618	1,426	1,528	1,863	1,531	2,170	Profit Tax
Tatimi mbi te ardhurat personale	568	488	504	634	474	642	513	619	625	585	746	1,004	Personal income tax
Tatimi mbi biznesin e vogel	80	230	965	480	54	183	355	60	108	597	163	519	Small business tax
Takse nacionale	842	969	1,062	1,086	761	2,212	811	914	850	793	739	837	National taxes
Lojrat e fatit dhe kazinote	16	13	12	13	15	32	-5	56	59	62	61	64	Tax on Gamble & Casino
TOTALI I TATIMEVE	5,158	4,820	6,847	5,783	4,993	6,820	5,317	5,545	5,871	6,887	5,589	6,418	Revenues from Tax Office
TOTALI I PERGJITHSHEM	9,251	9,276	11,825	10,793	10,433	12,189	10,886	11,365	12,765	14,308	12,546	13,761	Revenue from Customs and Tax Offices

NDRYSHIMI I TE ARDHURAVE KRAHASUAR ME 2004 NE %, NE TERMA NOMINALE
(THE CHANGE OF REVENUES COMPARED WITH 2004 IN NOMINAL TERMS)

1. TE ARDHURAT NE ZYRAT E DOGANAVE (REVENUES FROM CUSTOMS OFFICES)

Tab. 3.3 c

	Janar	Shkurt	Mars	Prill	Maj	Qershor	Korrik	Gusht	Shtator	Tetor	Nentor	Dhjetor	
	Jan	Feb	Mar	Apr	May	Jun	Jul	Aug	Sep	Oct	Nov	Dec	
Takse doganore	6.19	-0.16	-3.97	-1.74	-6.27	-6.28	-5.72	-5.53	-3.54	-2.50	-0.70	-1.75	Customs Duties
TVSH	9.18	13.80	10.80	11.45	11.95	10.85	11.67	11.00	12.83	14.97	15.50	16.43	V.A.T & Turnover tax
Akcize	12.23	13.70	10.28	13.66	13.60	14.50	15.19	15.06	16.99	19.64	20.82	22.30	Excises
Te tjera	-93.08	-97.77	-97.54	-92.48	-91.33	-13.78	-88.68	12.73	227.13	485.64	49.15	-23.94	Others
TOTALI I DOGANAVE	7.55	10.14	6.36	8.12	7.80	7.40	8.12	7.80	9.76	11.78	12.68	13.18	Total

2. TE ARDHURAT NE ZYRAT E TATIMEVE DHE INSTITUCIONET BUXHETORE

(REVENUES FROM TAX OFFICES & OTHER INSTITUTIONS)

	Janar	Shkurt	Mars	Prill	Maj	Qersh	Korrik	Gusht	Gusht	Tetor	Nentor	Dhjetor	
	Jan	Feb	Mar	Apr	May	Jun	Jul	Aug	Sep	Oct	Nov	Dec	
TVSH	28.22	4.91	3.02	8.08	3.08	2.69	1.55	0.62	1.42	2.08	-1.31	0.37	V.A.T & Turnover tax
Akciza	24.04	5.59	37.58	19.40	16.32	15.47	9.92	8.41	9.56	12.22	18.94	10.43	Excises
Tatimi mbi fitimin	16.98	28.38	35.06	27.79	27.68	20.05	17.28	15.40	16.38	18.46	16.32	17.96	Profit Tax
Tatimi mbi te ardhurat personale	4.22	1.75	-2.32	2.41	1.28	6.33	4.98	8.04	7.75	8.48	16.33	8.02	Personal income tax
Tatimi mbi bisnesin e vogel	-41.75	-42.64	-22.00	-13.88	-17.48	-13.73	-4.36	-11.33	-27.98	-15.63	-18.86	-6.57	Small business tax
Takse nacionale	-2.79	-10.02	-4.65	-7.02	-15.31	4.46	2.29	1.05	0.49	0.90	0.29	-0.67	National taxes
Lojrat e fatit dhe kazinote	64.31	25.44	35.74	28.32	28.21	56.97	25.66	76.14	115.98	142.61	158.17	178.15	Tax on Gamble & Casino
TOTALI I TATAIMEVE	14.37	3.73	8.19	7.84	4.24	7.72	6.40	5.26	4.43	6.59	6.07	6.32	Revenues from Tax Office
TOTALI I PERGJITHSHEM	11.25	6.59	7.37	7.97	5.87	7.57	7.20	6.44	6.94	9.05	9.23	9.62	Revenue from Customs and Tax Offices

NDRYSHIMI I TE ARDHURAVE NE% KRAHASUAR ME VITIN 2004 NE TERMA REALE
(THE CHANGE OF REVENUES COMPARED WITH 2004 IN %, IN REAL TERMS)

1. TE ARDHURAT NE ZYRAT E DOGANAVE (REVENUES FROM CUSTOMS OFFICES)

Tab. 3.3 d

	Janar	Shkurt	Mars	Prill	Maj	Qershor	Korrik	Gusht	Shtator	Tetor	Nentor	Dhjetor	
	Jan	Feb	Mar	Apr	May	Jun	Jul	Aug	Sep	Oct	Nov	Dec	
Takse doganore	16.53	7.84	6.58	7.87	1.27	-5.18	-5.71	-2.27	-2.21	-4.07	-6.26	-10.24	Customs Duties
TVSH	19.80	22.92	22.96	22.36	20.96	12.16	11.68	14.82	14.38	13.12	9.04	6.37	V.A.T & Turnover tax
Akcize	23.15	22.81	22.39	24.78	22.74	15.85	15.20	19.03	18.60	17.71	14.06	11.73	Excises
Te tjera	-92.40	-97.59	-97.27	-91.74	-90.63	-12.76	-88.68	16.62	231.63	476.19	40.81	-30.51	Others
TOTALI I DOGANAVE	18.01	18.97	18.03	18.70	16.48	8.67	8.13	11.51	11.27	9.98	6.38	3.40	Total

2. TE ARDHURAT NE ZYRAT E TATIMEVE DHE INSTITUCIONET BUXHETORE

(REVENUES FROM TAX OFFICES& OTHER BUDGETARY INSTITUTIONS)

	Janar	Shkurt	Mars	Prill	Maj	Qersh	Korrik	Gusht	Gusht	Tetor	Nentor	Dhjetor	
	Jan	Feb	Mar	Apr	May	Jun	Jul	Aug	Sep	Oct	Nov	Dec	
TVSH	22.67	-0.30	-2.14	3.18	-0.35	1.28	3.07	1.89	1.71	-0.03	-4.15	-1.60	V.A.T & Turnover tax
Akciza	18.67	0.35	30.69	13.99	12.46	13.89	11.57	9.78	9.88	9.90	15.51	8.26	Excises
Tatimi mbi fitimin	11.91	22.02	28.29	22.01	23.44	18.40	19.04	16.86	16.72	16.02	12.97	15.64	Profit Tax
Tatimi mbi te ardhurat personale	-0.29	-3.30	-7.22	-2.23	-2.09	4.88	6.56	9.40	8.06	6.24	12.98	5.90	Personal income tax
Tatimi mbi biznesin e vogel	-44.27	-45.48	-25.91	-17.78	-20.22	-14.91	-2.93	-10.21	-27.77	-17.37	-21.20	-8.40	Small business tax
Takse nacionale	-7.00	-14.49	-9.44	-11.23	-18.12	3.03	3.82	2.32	0.78	-1.18	-2.60	-2.62	National taxes
Lojrat e fatit dhe kazinote	57.19	19.22	28.94	22.51	23.95	54.82	27.55	78.36	116.61	137.60	150.73	172.69	Tax on Gamble & Casino
TOTALI I TATAIMEVE	9.41	-1.42	2.77	2.96	0.78	6.25	8.00	6.58	4.73	4.38	3.01	4.23	Revenues from Tax Office
TOTALI I PERGJITHSHEM	6.43	1.31	1.99	3.08	2.35	6.10	8.80	7.78	7.25	6.80	6.09	7.47	Revenue from Customs and Tax Offices

DEFICITI NE VITE DHE FINANCIMI I TIJ
(DEFICIT AND ITS FINANCING)

ne milion leke (million lek)

Tab. 4.1

	2000	2001	2002	2003	2004	2005	
Totali i te Ardhurave	130,642	145,639	154,595	167,224	184,355	204,163	Total Revenues
Totali i Shpenzimeve	33,240	41,207	41,908	44,737	48,998	53,674	Total Expenditures
Deficiti	97,402	104,432	112,687	122,487	135,357	150,489	Deficit
Financimi i deficitit	39,978	40,410	37,922	33,928	38,083	28,176	Financing
1. I BRENDSEHEM	29,959	28,266	21,394	23,924	30,870	23,298	Domestic
a. Bono thesari	20,013	17,040	18,592	16,016	5,922	-4,047	Treasury bills
b. Ndryshimi i gjendjes se arkes	529	258	832	1,713	982	513	Changement of stat. account
Depozitat e qeverise ne Banken e Shqip.	0	0	0	0	0	0	Deposit of Government at B.O.A
b. Depoz. e Sigurimit Shoq. & Shendetsor	529	258	832	1,713	982	513	Deposit of Social & Health Ins.
c. Mjete ne ruajtje	315	106	-87	120	31	819	Non-budget revenues
d. Te ardhura nga privatizimi	8,932	12,686	485	899	14,356	887	Privatization receipts
e. Te tjera detyrime	171	-1,824	1,573	5,176	9,579	25,126	Others
2.I JASHEM	10,019	12,144	16,528	10,005	7,213	4,878	Foreign
a. Hua afatgjate(neto)	13,035	10,459	16,092	8,439	7,353	5,857	Long-term Loan(net)
b. Depozite e financimeve te huaja	-3,016	1,686	436	1,566	-140	-979	Deposit of foreign financing

DEFICITI DHE FINANCIMI I TIJ PER VITIN 2005
THE DEFICIT AND ITS FINANCING FOR 2005

Te dhena progresive (Progresive Data)

Ne milion leke (In million Leks)

Tab. 4.1a

	Jan Jan	Shkurt Feb	Mars Mar	Prill April	Maj May	Qersh June	Korrik July	Gusht Aug	Shtator Sep	Tetor Oct	Nent Nov	Dhjet Dec	
Totali i te Ardhurave	13,425	28,044	45,400	60,776	76,762	93,411	109,019	125,230	142,813	161,499	180,806	204,163	Total Revenues
Totali i Shpenzimeve	12,345	29,565	46,814	64,680	83,010	102,879	123,234	140,682	161,795	179,715	197,107	232,339	Total Expenditures
Deficiti	1,080	-1,520	-1,413	-3,904	-6,249	-9,468	-14,214	-15,452	-18,983	-18,217	-16,301	-28,176	Cash-Balance
Financimi i deficitit	-1,080	1,520	1,413	3,904	6,249	9,468	14,214	15,452	18,983	18,217	16,301	28,176	Financing
1. I BRENDSEHEM	-1,361	391	-267	1,534	3,992	7,348	11,632	12,595	15,186	13,848	11,982	23,298	DOMESTIC
a. Bono thesari	400	484	286	-1,233	-1,627	-352	-2,564	-3,723	-2,986	-4,138	-4,511	-4,047	Treasury bills
b. Ndryshimi i gjendjes se arkës	-2,320	-1,280	-3,564	-4,514	-3,786	-4,016	-1,677	-1,057	-897	-5,648	-4,563	513	Chang.of stat. account
Depozitat e qev. ne Banken e Shqip.	-2,194	-774	-2,855	-3,636	-3,026	-3,707	-1,143	-1,174	-1,378	-5,833	-4,359	0	Deposit of Government in B.O.A
Depoz. e Sigurimit Shoq. & Shend.	-126	-506	-709	-877	-760	-309	-534	116	481	185	-205	513	Deposit of Social & Health Ins.
c. Mjete ne ruajtje	449	81	78	141	343	232	218	268	383	2,013	508	819	Non-budget revenues
d. Te ardhura nga privatizimi	190	254	382	408	439	617	800	812	827	867	876	887	Privatization receipts
e. Te tjera detyrime	-79	852	2,551	6,732	8,623	10,867	14,855	16,294	17,859	20,754	19,673	25,126	Others
2.I JASHEM	281	1,129	1,681	2,370	2,257	2,120	2,583	2,857	3,796	4,368	4,319	4,878	FOREIGN
a. Hua afatgjate	275	1,123	1,546	2,430	2,435	1,948	2,324	2,446	3,641	4,086	3,897	5,857	Long-term Loan
-Marre	483	1,544	2,084	3,007	3,330	3,479	4,092	4,418	5,735	6,205	6,366	9,221	Drawings
-Shlyer (Ripagesat)	209	422	538	577	895	1,531	1,768	1,972	2,094	2,119	2,468	3,364	Repayments
b. Ndryshimi i gjendjes se arkës	6	7	135	-60	-178	172	259	411	155	283	422	-979	Chang.of stat. account

DEFICITI DHE FINANCIMI I TIJ PER VITIN 2005
THE DEFICIT AND ITS FINANCING FOR 2005

Te dhena mujore (Monthly Data) ne milion leke(in million leks)

Tab. 4.1b

	Jan Jan	Shkurt Feb	Mars Mar	Prill April	Maj May	Qersh June	Korrik July	Gusht Aug	Shtator Sep	Tetor Oct	Nent Nov	Dhjet Dec	
Totali i te Ardhurave	13,425	14,620	17,356	15,376	15,986	16,649	15,608	16,210	17,583	18,686	19,307	23,357	Total Revenues
Totali i Shpenzimeve	12,345	17,220	17,249	17,866	18,331	19,869	20,354	17,448	21,114	17,920	17,392	35,232	Total Expenditures
Deficiti	1,080	-2,600	107	-2,491	-2,344	-3,219	-4,746	-1,238	-3,531	766	1,916	-11,875	Cash-Balance
Financimi i deficitit	-1,080	2,600	-107	2,491	2,344	3,219	4,746	1,238	3,531	-766	-1,916	11,875	Financing
1. I BRENDSEHEM	-1,361	1,752	-658	1,801	2,458	3,356	4,284	963	2,591	-1,338	-1,866	11,316	DOMESTIC
a. Bono thesari	400	84	-198	-1,519	-394	1,275	-2,212	-1,158	737	-1,153	-373	464	Treasury bills
b. Ndryshimi i gjendjes se arkës	-2,320	1,040	-2,285	-949	728	-230	2,339	620	160	-4,751	1,085	5,076	Chang.of stat. account
Depozitat e qev. ne Banken e Shqip.	-2,194	1,420	-2,081	-781	610	-681	2,564	-30	-204	-4,455	1,474	4,359	Deposit of Government in B.O.A
Depoz. e Sigurimit Shoq. & Shend.	-126	-379	-203	-168	118	451	-225	650	364	-296	-390	717	Deposit of Social & Health Ins.
c. Mjete ne ruajtje	449	-368	-3	62	202	-111	-14	50	115	1,630	-1,505	312	Non-budget revenues
d. Te ardhura nga privatizimi	190	65	128	26	31	177	183	13	14	41	9	10	Privatization receipts
e. Te tjera detyrime	-79	930	1,699	4,181	1,891	2,244	3,987	1,439	1,565	2,895	-1,082	5,454	Others
2.I JASHEM	281	848	551	689	-113	-137	463	274	939	572	-50	559	FOREIGN
a. Hua afatgjate	275	848	423	884	5	-487	376	122	1,196	444	-188	1,959	Long-term Loan
-Marre	483	1,061	539	923	323	149	614	326	1,318	470	161	2,855	Drawings
-Shlyer (Ripagesat)	209	213	116	39	318	636	237	204	122	25	349	896	Repayments
b. Ndryshimi i gjendjes se arkës	6	1	128	-195	-118	351	86	152	-256	128	139	-1,400	Chang.of stat. account

BORXHI I BREND SHEM NE VITE (DOMESTIC DEBT)

Tab. 5.1

Klasifikimi	2001	2002	2003	2004	2005	Classification
STOKU I BORXHIT	241,161	260,752	280,767	295,200	315,853	DEBT STOCK
1. Bono Thesari	236,725	256,878	274,041	279,964	275,917	Treasury Bills
2. Obligacione 2-vjecare		1,000	5,000	13,510	32,210	2-years Government notes
3. Obligacione 3-vjecare					6,000	3-years Government notes
4. Kredi Direkte	2,710	1,148	-	-	0	Direct Credit
5. Obligacione Rikapitalizimi BKT	1,726	1,726	1,726	1,726	1,726	Bond for NBC capitalization

BORXHI I BREND SHEM PER VITIN 2005 (DOMESTIC DEBT)

Te dhena progresive (Progressive Data)

ne milion leke (in million leks)

Tab. 5.1.a

Klasifikimi	3-Muj I (Q1)	ne % (in %)	3-Muj 2 (Q2)	ne % (in %)	3-Muj 3 (Q3)	ne % (in %)	3-Muj 4 (Q4)	ne % (in %)	Classification
STOKU I BORXHIT	299,784	100.00%	307,648	100.00%	308,115	100.00%	315,853	100.00%	DEBT STOCK
1. Bono Thesari	280,248	93.48%	279,612	90.89%	274,979	89.25%	275,917	87.36%	Treasury Bills
2. Obligacione 2-vjecare	17,810	5.94%	22,310	7.25%	27,410	8.90%	32,210	10.20%	2-Years Bond
3. Obligacione 3-vjecare	-	-	4,000	1.30%	4,000	1.30%	6,000	1.90%	3-Years Bond
4. Kredi Direkte	0	0.00%	0	0.00%	0	0.00%	0	0.00%	Direct Credit
5. Obligacione Rikapitalizimi BKT	1,726	0.58%	1,726	0.56%	1,726	0.56%	1,726	0.55%	Bond for NBC capitalization

TREGUESIT FISKALE SIPAS BUXHETIT TE KONSOLIDUAR PER VITIN 2006

te dhena mujore

Nr.	E M E R T I M I	Jan	Shkurt	Mars	Prill	Maj	Qersh	Korrik	Gusht	Shta	Tetor	Nentor	Dhjetor	Plani 2006
		Jan	Feb	Mar	April	May	June	July	Aug	Sep	Oct	Nov	Dec	
	TOTALI TE ARDHURAVE	14,583	16,865	18,361	17,884	17,635	18,248	18,112	18,278	19,311	20,167	19,673	22,629	221,746
I.	Te ardhura nga ndihmat	511	682	461	663	265	716	632	605	571	726	1,199	1,605	8,637
	Nga kjo: mbeshtetja buxhetore	0	0	0	500	500	637	0	0	0	0	0	0	1,637
II.	Te ardhura tatimore	13,319	14,804	16,654	15,620	16,042	16,304	16,148	16,268	17,316	17,820	17,171	19,111	196,577
II.1	Nga Tatimet dhe Doganat	9,715	10,285	11,551	11,481	12,048	12,030	11,932	12,267	13,110	13,456	13,014	14,450	145,339
1	Tatimi mbi Vleren e Shtuar	4,783	4,689	5,221	5,202	5,651	5,625	5,789	5,794	6,496	6,939	6,621	7,238	70,049
2	Tatimi mbi Fitimin	1,198	1,409	1,739	1,527	1,600	1,391	1,637	1,473	1,463	1,419	1,630	1,822	18,308
3	Alkizati	1,174	1,211	1,389	1,557	1,736	1,697	1,616	2,022	2,125	1,982	1,690	1,738	19,938
5	Tatimi mbi te Ardhurat Personale	601	577	612	734	636	758	686	584	671	691	688	1,112	8,349
6	Taksa Nacionale dhe te tjera	1,051	1,412	1,500	1,383	1,298	1,422	1,028	1,223	1,088	1,015	1,090	1,074	14,583
7	Taksa Doganore	908	987	1,090	1,078	1,127	1,137	1,176	1,171	1,267	1,410	1,295	1,466	14,112
II.2	Te ardhura nga Pushteti Lokal	733	1,361	1,695	966	812	819	854	751	926	840	735	724	11,216
1	Tatimi mbi Pasurine	110	130	190	160	120	120	135	125	130	156	124	129	1,629
2	Tatim mbi token bujqesore	25	29	29	30	30	29	30	28	30	30	30	30	350
3	Tatimi mbi Biznesin e vogel	168	386	464	204	82	148	203	138	213	146	151	110	2,413
4	Taksa per rregjistrimin e automjeteve	80	80	85	80	60	50	60	60	65	65	60	55	800
5	Taksa Lokale	350	736	927	492	520	472	426	400	488	443	370	400	6,024
II.3	Te ardh. Buxh. Pavarur (kontribute)	2,871	3,158	3,408	3,173	3,182	3,455	3,362	3,250	3,280	3,524	3,422	3,937	40,022
1	Sigurimi Shoqeror	2,600	2,855	3,088	2,868	2,897	3,149	3,062	2,956	2,940	3,200	3,099	3,611	36,325
2	Sigurimi Shendetesor	271	303	320	305	285	306	300	294	340	324	322	326	3,697
III.	Te ardhura Jotatimore	752	1,379	1,247	1,601	1,328	1,228	1,331	1,405	1,423	1,621	1,303	1,914	16,532
1	Tran.Fitimi nga Banka e Shqiperise	0	600	450	450	450	450	450	450	450	450	450	450	5,100
2	Te ardhura nga Inst.Buxhetore	661	680	697	1,003	705	596	724	774	801	962	646	1,246	9,495
3	Dividenti	40	45	50	60	83	79	77	81	90	100	110	122	937
4	Te tjera	51	54	50	88	90	103	80	100	82	109	97	96	1,000
	TOTAL I SHPENZIMEVE	13,440	16,316	18,936	18,688	20,376	21,104	22,061	21,661	22,618	22,957	24,212	35,006	258,376
I.	Shpenzime Korrente	12,078	14,419	16,173	15,619	16,284	17,510	18,354	16,996	17,529	17,765	18,542	23,751	205,021
1	Personeli	3,641	4,087	4,287	4,140	4,700	4,777	5,445	4,514	4,991	4,802	5,168	8,141	58,694
	Paga	2,961	3,097	3,297	3,242	3,300	3,408	4,047	3,209	3,476	3,501	3,674	6,396	43,608
	Kontributi per Sigurime Shoqerore	680	990	990	898	985	954	983	890	1,100	886	1,079	1,325	11,761
	<i>nga e cila politikat e reja te pagave</i>				415	415	415	415	415	415	415	415	420	3,325
2	Interesat	2,340	1,770	2,750	2,040	2,260	2,480	2,950	2,980	2,550	2,520	2,790	2,770	30,200
	Te Brendshme	2,200	1,520	2,630	1,800	1,850	1,950	2,800	2,700	2,320	2,200	2,350	2,280	26,600
	Te Huaja	140	250	120	240	410	530	150	280	230	320	440	490	3,600
3	Shpenzime Operative Mirembajtje	620	1,609	1,759	1,788	1,922	1,945	1,796	1,542	1,845	1,966	2,127	2,400	21,319
4	Subvencionet	172	240	255	136	145	174	187	184	250	243	250	310	2,545
5	Shpenzime per Sig.Sociale	4,600	4,630	4,710	4,718	4,729	5,016	5,117	5,064	5,099	5,103	5,106	5,214	59,107
	Sigurime Shoqerore	4,163	4,169	4,167	4,181	4,202	4,480	4,519	4,531	4,538	4,545	4,552	4,560	52,605
	Sigurime Shendetesore	437	461	543	538	527	537	598	534	561	558	554	654	6,502
6	Shpenzime per Buxhetin Lokal	538	977	1,463	1,708	1,677	2,007	2,028	1,617	1,932	1,992	1,897	3,478	21,316
7	Shpenzime te tjera	167	1,106	948	1,088	850	1,110	832	1,095	862	1,140	1,105	1,237	11,540
	Pagesa e Papunesise	60	81	90	81	90	90	81	85	72	90	92	127	1,040
	Ndihma Ekonomike	107	1,025	818	967	720	980	710	970	750	1,010	973	1,070	10,100
	kompesim I te perndjekurve	0	0	40	40	40	40	40	40	40	40	40	40	400
8	Kompesim i Pronave	0	0	0	0	0	0	0	0	0	0	100	200	300
II.	Fondi rezerve dhe kontigjenca	50	100	100	100	100	150	550	850	950	1,000	1,000	1,150	7,100
	Fondi rezerve i KM	50	100	100	100	100	150	200	200	200	250	250	300	2,000
	Fondi kontigi. per pol. pagash							350	350	350	350	350	350	2,100
	Fondi kontigi. per inv. publike								300	400	400	400	500	2,000
	Fondi kontigi. per ruajtjen e defic.													1,000
III.	Shpenzime Kapitale	1,312	1,796	2,663	2,969	3,993	3,444	3,157	3,815	4,138	4,192	4,670	10,106	46,255
	Financimi Brendshem	408	726	1,501	1,817	1,775	1,893	1,905	2,116	2,325	2,531	2,691	4,045	23,733
	Financimi Huaj	904	1,070	1,162	1,152	2,218	1,551	1,252	1,699	1,813	1,661	1,979	6,061	22,522
														0
	DEFICITI	1,143	549	-575	-804	-2,742	-2,856	-3,949	-3,383	-3,306	-2,790	-4,539	-12,377	-36,630
	FINANCIMI DEFICITIT	-1,143	-549	575	804	2,742	2,856	3,949	3,383	3,306	2,790	4,539	12,377	36,630
	Brendshem	-1,338	-591	27	572	1,946	2,659	2,480	1,985	2,218	1,212	4,470	10,150	26,796
	Te ardhura nga privatizimi	114	116	162	132	302	221	318	544	202	127	465	298	3,000
	Hua-marje e brendeshme	-1,452	-707	-135	440	1,644	2,437	2,163	1,441	2,017	1,085	4,005	9,852	23,796
	Te tjera	0	0	0	0	0	0	0	0	0	0	0	0	0
	I Huaj	195	42	548	232	796	197	1,469	1,398	1,088	1,578	69	2,227	9,834
	Hua afatgjate(e marre)	611	682	688	592	1,266	1,227	1,769	1,728	1,318	1,908	689	3,049	15,522
	Ndryshimi i gjendjes se arkas*	0	0	0	0	0	0	0	0	0	0	0	0	0
	Ripagesat	-416	-640	-140	-360	-470	-1,030	-300	-330	-230	-330	-620	-822	-5,688

Shenim: Shuma prej 1000 milione leke e pashperndare ne muaj perfaqeson kontigjencen qe nuk perdoret gjate vitit.

TREGUESIT FISKALE SIPAS BUXHETIT TE KONSOLIDUAR PER VITIN 2006

te dhena progresive

Nr.	E M E R T I M I	Jan Jan	Shkurt Feb	Mars Mar	Prill April	Maj May	Qersh June	Korrik July	Gusht Aug	Shta Sep	Tetor Oct	Nentor Nov	Dhjetor Dec
I.	TOTALI TE ARDHURAVE	14,583	31,448	49,809	67,693	85,327	103,576	121,688	139,965	159,277	179,444	199,117	221,746
	Te ardhura nga ndihmat	511	1,193	1,654	2,317	2,582	3,298	3,930	4,535	5,106	5,833	7,032	8,637
	Nga kjo: mbeshtetja buxhetore	0	0	0	500	1,000	1,637	1,637	1,637	1,637	1,637	1,637	1,637
II.	Te ardhura tatimore	13,319	28,123	44,777	60,397	76,439	92,743	108,891	125,159	142,476	160,295	177,466	196,577
II.1	Nga Tatimet dhe Doganat	9,715	20,000	31,551	43,032	55,080	67,110	79,042	91,309	104,419	117,875	130,889	145,339
	1 Tatimi mbi Vleren e Shtuar	4,783	9,472	14,693	19,895	25,546	31,171	36,960	42,754	49,250	56,189	62,810	70,049
	2 Tatimi mbi Fitimin	1,198	2,607	4,346	5,873	7,473	8,864	10,501	11,974	13,437	14,856	16,486	18,308
	3 Akcizat	1,174	2,385	3,774	5,331	7,067	8,764	10,380	12,402	14,527	16,509	18,199	19,938
	5 Tatimi mbi te Ardhurat Personale	601	1,178	1,790	2,524	3,160	3,918	4,604	5,188	5,859	6,550	7,238	8,349
	6 Taksa Nacionale dhe te tjera	1,051	2,463	3,963	5,346	6,644	8,066	9,094	10,317	11,405	12,420	13,510	14,583
	7 Taksa Doganore	908	1,895	2,985	4,063	5,190	6,327	7,503	8,674	9,941	11,351	12,646	14,112
II.2	Te ardhura nga Pushteti Lokal	733	2,094	3,789	4,755	5,567	6,386	7,240	7,991	8,917	9,757	10,492	11,216
	1 Tatimi mbi Pasurine	110	240	430	590	710	830	965	1,090	1,220	1,376	1,500	1,629
	2 Tatim mbi token bujqesore	25	54	83	113	143	172	202	230	260	290	320	350
	3 Tatimi mbi Biznesin e vogel	168	554	1,018	1,222	1,304	1,452	1,655	1,793	2,006	2,152	2,303	2,413
	4 Taksa per regjistrimin e automjeteve	80	160	245	325	385	435	495	555	620	685	745	800
	5 Taksa Lokale	350	1,086	2,013	2,505	3,025	3,497	3,923	4,323	4,811	5,254	5,624	6,024
II.3	Te ardh. Buxh. Pavarur (kontribute)	2,871	6,029	9,437	12,610	15,792	19,247	22,609	25,859	29,140	32,664	36,085	40,022
	1 Sigurimi Shoqeror	2,600	5,455	8,543	11,411	14,308	17,457	20,519	23,475	26,415	29,615	32,714	36,325
	2 Sigurimi Shendetosor	271	574	894	1,199	1,484	1,790	2,090	2,384	2,725	3,049	3,371	3,697
III.	Te ardhura Jotatimore	752	2,131	3,378	4,979	6,307	7,535	8,866	10,272	11,695	13,316	14,618	16,532
	1 Tran.Fitimi nga Banka e Shqiperise	0	600	1,050	1,500	1,950	2,400	2,850	3,300	3,750	4,200	4,650	5,100
	2 Te ardhura nga Inst.Buxhetore	661	1,341	2,038	3,041	3,746	4,342	5,066	5,841	6,642	7,604	8,249	9,495
	3 Te tjera	40	85	135	195	278	357	434	515	605	705	815	937
		51	105	155	243	333	436	516	616	698	807	904	1,000
I.	TOTALI I SHPENZIMEVE	13,440	29,755	48,692	67,380	87,756	108,860	130,921	152,583	175,200	198,158	222,370	258,376
	Shpenzime Korrente	12,078	26,497	42,671	58,289	74,573	92,083	110,437	127,434	144,963	162,728	181,271	205,021
	1 Personeli	3,641	7,728	12,015	16,155	20,855	25,632	31,077	35,591	40,582	45,384	50,552	58,694
	Paga	2,961	6,058	9,355	12,597	15,897	19,305	23,352	26,561	30,037	33,538	37,212	43,608
	Kontributi per Sigurime Shoqerore	680	1,670	2,660	3,558	4,543	5,497	6,480	7,370	8,470	9,356	10,435	11,761
	nga e cila politikat e reja te pagave	0	0	0	0	415	830	1,245	1,660	2,075	2,490	2,905	3,325
	2 Interesat	2,340	4,110	6,860	8,900	11,160	13,640	16,590	19,570	22,120	24,640	27,430	30,200
	Te Brendshme	2,200	3,720	6,350	8,150	10,000	11,950	14,750	17,450	19,770	21,970	24,320	26,600
	Te Huaja	140	390	510	750	1,160	1,690	1,840	2,120	2,350	2,670	3,110	3,600
	3 Shpenzime Operative Mirembajtje	620	2,229	3,988	5,776	7,698	9,643	11,439	12,981	14,826	16,792	18,919	21,319
	4 Subvecionet	172	412	667	803	948	1,122	1,308	1,493	1,743	1,985	2,235	2,545
	5 Shpenzime per Sig.Sociale dhe transferime te	4,600	9,230	13,940	18,659	23,388	28,405	33,521	38,585	43,684	48,787	53,893	59,107
	Sigurime Shoqerore	4,163	8,332	12,499	16,680	20,882	25,362	29,881	34,411	38,949	43,494	48,045	52,605
	Sigurime Shendetosore	437	898	1,441	1,979	2,506	3,043	3,641	4,174	4,735	5,293	5,848	6,502
	6 Shpenzime per Buxhetin Lokal	538	1,516	2,979	4,687	6,365	8,372	10,400	12,017	13,949	15,941	17,838	21,316
	7 Shpenzime te tjera	167	1,273	2,221	3,309	4,160	5,270	6,101	7,196	8,059	9,199	10,303	11,540
	Pagesa e Papunesise	60	141	231	312	403	493	574	659	732	821	913	1,040
	Ndihma Ekonomike	107	1,132	1,950	2,917	3,637	4,617	5,327	6,297	7,047	8,057	9,030	10,100
	kompesim i te perndjekurve	0	0	40	80	120	160	200	240	280	320	360	400
	8 Kompesim i Pronave	0	0	0	0	0	0	0	0	0	0	100	300
II.	Fondi rezerve dhe kontigjenca	50	150	250	350	450	600	1,150	2,000	2,950	3,950	4,950	7,100
	Fondi rezerve i KM	50	150	250	350	450	600	800	1,000	1,200	1,450	1,700	2,000
	Fondi kontigi. per pol. pagash	0	0	0	0	0	0	350	700	1,050	1,400	1,750	2,100
	Fondi kontigi. per inv. publike	0	0	0	0	0	0	0	300	700	1,100	1,500	2,000
	Fondi kontigi. per ruajtjen e defic.	0	0	0	0	0	0	0	0	0	0	0	0
III.	Shpenzime Kapitale	1,312	3,108	5,771	8,740	12,733	16,177	19,334	23,149	27,287	31,479	36,149	46,255
	Financimi Brendshem	408	1,134	2,635	4,452	6,227	8,120	10,025	12,141	14,466	16,997	19,688	23,733
	Financimi Huaj	904	1,974	3,136	4,288	6,506	8,057	9,309	11,008	12,822	14,483	16,461	22,522
	DEFICITI	1,143	1,692	1,117	313	-2,429	-5,285	-9,234	-12,617	-15,924	-18,714	-23,253	-36,630
	FINANCIMI DEFICITIT	-1,143	-1,692	-1,117	-313	2,429	5,285	9,234	12,617	15,924	18,714	23,253	36,630
	Brendshem	-1,338	-1,929	-1,902	-1,330	616	3,275	5,755	7,740	9,959	11,171	15,641	26,791
	Te ardhura nga privatizimi	114	230	392	524	825	1,047	1,364	1,908	2,110	2,237	2,702	3,000
	Hua-marrije e brendeshme	-1,452	-2,159	-2,294	-1,854	-210	2,228	4,390	5,832	7,848	8,934	12,939	23,791
	Te tjera	0	0	0	0	0	0	0	0	0	0	0	0
	I Huaj	195	237	785	1,017	1,813	2,010	3,479	4,877	5,965	7,543	7,612	9,839
	Hua afatgjate(e marre)	611	1,293	1,981	2,573	3,839	5,066	6,835	8,563	9,881	11,789	12,478	15,527
	Ndryshimi i gjendjes se arkesh*	0	0	0	0	0	0	0	0	0	0	0	0
	Ripagesat	-416	-1,056	-1,196	-1,556	-2,026	-3,056	-3,356	-3,686	-3,916	-4,246	-4,866	-5,688

Shenim: Shuma prej 1000 milione leke e pashperndare ne muaj perfaqeson kontigjencen qe nuk perdoret gjate vitit.

TABELA I - TABLE I

BORXHI I JASHEM* AFATGJATE I SHQIPERISE
TE DHENA PERMBLEDHESE

LONG-TERM EXTERNAL DEBT* OF ALBANIA
SUMMARIZED DATA

(USD'000)											Classification
Klasifikimi	1997**	1998	1999	2000	2001	2002	2003	2004	2005***	GJITHSEJ TOTAL	
I. TE DHENA KUMULATIVE											I. CUMULATIVE DATA (STOCK)
Borxhi Neto	347,457.08	460,452.71	550,083.15	616,975.62	697,707.27	979,618.65	1,200,404.02	1,389,965.51	1,356,118.60	1,356,118.60	Debt Outstanding Disbursed (DOD)
Terheqjet	509,266.69	611,325.87	735,800.51	839,662.65	928,621.82	1,075,416.90	1,209,462.76	1,356,170.86	1,470,035.08	1,470,035.08	Drawings
Pagesat e Borxhit	48,162.84	63,721.13	77,368.32	92,750.12	109,187.25	150,596.93	192,875.06	248,960.93	311,672.77	311,672.77	Debt Service
-Principal	21,183.45	30,660.87	38,291.66	46,855.48	53,613.83	76,996.49	102,866.68	138,699.46	177,831.17	177,831.17	-Principal
-Interes	26,979.39	33,060.26	39,076.66	45,894.64	55,573.42	73,600.44	90,008.38	110,261.47	133,841.60	133,841.60	-Interest
Borxhi i nenshkuar i paterhequr	273,880.34	348,031.31	361,257.15	363,334.27	357,132.51	469,137.10	486,799.61	680,203.84	658,177.10	658,177.10	Committed Undisbursed Balance (CUB)
II. TE DHENA VJETORE											II. ANNUAL DATA (FLOWS)
Terheqjet	509,266.69	102,059.18	124,474.64	103,862.14	88,959.17	146,795.08	134,045.86	146,708.10	113,864.22	1,470,035.08	Drawings
Pagesat e Borxhit	48,162.84	15,558.29	13,647.19	15,381.80	16,437.13	41,409.68	42,278.13	56,085.87	62,711.84	311,672.77	Debt Service
-Principal	21,183.45	9,477.42	7,630.79	8,563.82	6,758.35	23,382.66	25,870.19	35,832.78	39,131.71	177,831.17	-Principal
-Interes	26,979.39	6,080.87	6,016.40	6,817.98	9,678.78	18,027.02	16,407.94	20,253.09	23,580.13	133,841.60	-Interest

*) Perfshin borxhin shtetëror dhe shtetëror të garantuar (Tabela I.1 + Tabela I.2)

**) Perfshihen të dhënat për periudhën 1991-1997

***) Deri më 31.12.2005

Ne këtë Tabelë nuk përfshihet kredia e FMN-se

*) Includes external direct and external guaranteed debt (Table I.1 + Table I.2)

**) Cumulative data (1991-1997)

***) As of December 31, 2005

IMF credit is not included

TABELA I.1 - TABLE I.1

BORXHI I JASHTEM SHTETEROR I SHQIPERISE
TE DHENA PERMBLEDHESE

EXTERNAL PUBLIC DEBT OF ALBANIA
SUMMARIZED DATA

(USD'000)											Classification
Klasifikimi	1997*	1998	1999	2000	2001	2002	2003	2004	2005**	GJITHSEJ TOTAL	
I. TE DHENA KUMULATIVE											I. CUMULATIVE DATA (STOCK)
Borxhi Neto	276,428.25	357,738.27	447,607.99	517,956.34	594,875.91	858,849.96	1,025,832.08	1,178,379.12	1,151,531.07	1,151,531.07	Debt Outstanding Disbursed (DOD)
Terheqjet	430,198.98	504,803.73	615,202.41	712,900.59	791,650.60	927,045.63	1,027,513.58	1,142,061.04	1,229,699.52	1,229,699.52	Drawings
Pagesat e Borxhit	43,590.91	56,871.70	67,131.96	78,832.56	91,998.80	127,154.40	161,179.22	207,815.16	258,942.15	258,942.15	Debt Service
-Principal	19,516.78	28,160.87	34,274.77	41,122.67	46,719.89	65,706.63	86,009.45	115,899.39	148,858.59	148,858.59	-Principal
-Interes	24,074.13	28,710.83	32,857.19	37,709.89	45,278.91	61,447.77	75,169.77	91,915.77	110,083.56	110,083.56	-Interest
Borxhi i nenshkruar i paterhequr	158,554.70	241,759.45	274,851.49	258,297.64	269,741.53	357,284.10	362,387.14	450,768.39	422,483.89	422,483.89	Committed Undisbursed Balance (CUB)
II. TE DHENA VJETORE											II. ANNUAL DATA (FLOWS)
Terheqjet	430,198.98	74,604.75	110,398.68	97,698.18	78,750.01	135,395.03	100,467.95	114,547.46	87,638.48	1,229,699.52	Drawings
Pagesat e Borxhit	43,590.91	13,280.79	10,260.26	11,700.60	13,166.24	35,155.60	34,024.82	46,635.94	51,126.99	258,942.15	Debt Service
-Principal	19,516.78	8,644.09	6,113.90	6,847.90	5,597.22	18,986.74	20,302.82	29,889.94	32,959.20	148,858.59	-Principal
-Interes	24,074.13	4,636.70	4,146.36	4,852.70	7,569.02	16,168.86	13,722.00	16,746.00	18,167.79	110,083.56	-Interest

*) Te dhena kumulative (1991-1997)

**) Deri me 31.12.2005

Ne kete tabelë nuk perfshihet kredia e FMN-se

*) Cumulative data (1991-1997)

**) As of December 31, 2005

IMF credit is not included

TABELA I.2 - TABLE I.2

BORXHI I JASHEM I GARANTUAR I SHQIPERISE
TE DHENA PERMBLEDHESE

EXTERNAL PUBLICLY GUARANTEED DEBT OF ALBANIA
SUMMARIZED DATA

(USD'000)											Classification
Klasifikimi	1997*	1998	1999	2000	2001	2002	2003	2004	2005**	GJITHSEJ TOTAL	
I. TE DHENA KUMULATIVE											I. CUMULATIVE DATA (STOCK)
Borxhi Neto	71,028.83	102,714.44	102,475.16	99,019.28	102,831.36	120,768.69	174,571.94	211,586.39	204,587.53	204,587.53	Debt Outstanding Disbursed (DOD)
Terheqjet	79,067.71	106,522.14	120,598.10	126,762.06	136,971.22	148,371.27	181,949.18	214,109.82	240,335.56	240,335.56	Drawings
Pagesat e Borxhit	4,571.93	6,849.43	10,236.36	13,917.56	17,188.45	23,442.53	31,695.84	41,145.77	52,730.62	52,730.62	Debt Service
-Principal	1,666.67	2,500.00	4,016.89	5,732.81	6,893.94	11,289.86	16,857.23	22,800.07	28,972.58	28,972.58	-Principal
-Interes	2,905.26	4,349.43	6,219.47	8,184.75	10,294.51	12,152.67	14,838.61	18,345.70	23,758.04	23,758.04	-Interest
Borxhi i nenshkruar i paterhequr	115,325.64	106,271.86	86,405.66	105,036.63	87,390.98	111,853.00	124,412.47	229,435.45	235,693.21	235,693.21	Committed Undisbursed Balance (CUB)
II. TE DHENA VJETORE											II. ANNUAL DATA (FLOWS)
Terheqjet	79,067.71	27,454.43	14,075.96	6,163.96	10,209.16	11,400.05	33,577.91	32,160.64	26,225.74	240,335.56	Drawings
Pagesat e Borxhit	4,571.93	2,277.50	3,386.93	3,681.20	3,270.89	6,254.08	8,253.31	9,449.93	11,584.85	52,730.62	Debt Service
-Principal	1,666.67	833.33	1,516.89	1,715.92	1,161.13	4,395.92	5,567.37	5,942.84	6,172.51	28,972.58	-Principal
-Interes	2,905.26	1,444.17	1,870.04	1,965.28	2,109.76	1,858.16	2,685.94	3,507.09	5,412.34	23,758.04	-Interest

*) Te dhena kumulative (1991-1997)

**) Deri me 31.12.2005

*) Cumulative data (1991-1997)

**) As of December 31, 2005

TABELA II - TABLE II

BORXHI I JASHEM* AFATGJATE I SHQIPERISE
TERHEQJET NE VITE NGA KREDITE E HUAJA SPAS KREDITOREVE

LONG-TERM EXTERNAL DEBT* OF ALBANIA
DRAWINGS BY YEARS AND BY CREDITORS

(USD'000)

Sipas kreditoreve	PARA 1998 UP TO 1998	1998	1999	2000	2001	2002	2003	2004	2005				GJITHSEJ TOTAL	By Creditors
									I	II	III	IV		
-Shumepalesh (I)	176,991.81	69,261.75	103,753.82	82,919.87	54,692.74	109,590.01	104,476.45	110,687.90	22,283.45	16,014.99	19,516.24	23,407.31	893,596.33	-Multilateral (I)
CEB	-	-	-	-	-	-	850.00	3,172.00	-	1,000.00	-	6,345.53	11,367.53	CEB
EBRD	11,359.81	-	382.46	1,836.88	2,122.06	7,243.69	15,265.15	15,790.82	4,263.73	4,921.55	3,292.09	3,668.76	70,146.99	EBRD
EIB	-	981.75	15,334.79	12,585.73	10,186.30	10,091.02	14,445.10	13,362.70	3,946.50	-	3,709.80	2,025.84	86,669.52	EIB
IDA	157,655.56	63,679.34	80,630.39	64,468.54	34,159.04	79,275.75	60,882.35	66,843.80	9,034.34	9,312.46	8,194.06	7,507.02	641,642.66	IDA
IDB	-	500.00	534.80	1,211.48	3,436.36	4,690.34	3,906.50	4,352.78	3,257.32	236.25	3,892.74	2,480.56	28,499.13	IDB
IFAD	5,699.73	2,243.00	4,890.40	1,376.14	2,370.28	3,958.67	5,837.90	2,927.03	1,300.80	430.43	427.55	803.68	32,265.62	IFAD
OPEC	2,276.71	1,857.66	1,980.97	1,441.10	2,418.70	4,330.54	3,289.45	4,238.78	480.75	114.30	-	575.92	23,004.88	OPEC
-Dypalesh (II)	251,432.89	32,797.43	20,720.82	20,942.26	34,266.42	37,205.07	29,569.42	36,020.19	14,019.10	6,289.77	5,069.70	7,263.67	495,596.75	-Bilateral (II)
AUSTRI	5,964.78	-	-	-	-	-	-	-	-	-	-	-	5,964.78	AUSTRIA
GJERMANI	57,223.38	10,559.59	1,099.46	5,142.75	4,918.30	8,748.71	9,786.38	10,541.05	2,235.29	2,133.34	2,116.64	2,142.82	116,647.71	GERMANY
GREQI	1,042.07	9,905.57	1,795.39	1,512.58	1,285.84	-	-	-	-	-	-	-	15,541.44	GREECE
ITALI	64,912.22	8,960.89	8,151.02	3,372.49	10,197.86	21,548.56	5,636.78	7,911.46	2,564.16	1,340.23	1,468.68	2,099.00	138,163.34	ITALY
JAPONI	19,180.24	1,261.56	7,711.56	1,793.81	-	-	5,469.69	9,537.04	8,976.27	2,816.20	1,484.38	2,153.95	60,384.69	JAPAN
KINE	37,260.36	-	-	-	-	-	-	-	-	-	-	-	37,260.36	CHINA
KUVAIT	13,147.39	2,109.82	1,963.39	725.76	2,652.55	6,907.81	8,676.58	936.19	243.39	-	-	781.47	38,144.34	KUWAIT
NORVEGJI	2,500.00	-	-	8,394.87	15,211.87	-	-	-	-	-	-	-	26,106.74	NORWAY
SUEDI	4,125.00	-	-	-	-	-	-	-	-	-	-	-	4,125.00	SWEDEN
TURQI	20,269.19	-	-	-	-	-	-	-	-	-	-	-	20,269.19	TURKEY
KOREA	-	-	-	-	-	-	-	7,094.45	-	-	-	86.45	7,180.89	SOUTH KOREA
HUNGARI	14,178.95	-	-	-	-	-	-	-	-	-	-	-	14,178.95	HUNGARY
MAQEDONI	1,160.26	-	-	-	-	-	-	-	-	-	-	-	1,160.26	FYROM
RUMANIA	5,408.23	-	-	-	-	-	-	-	-	-	-	-	5,408.23	ROMANIA
SLLOVAKIA	5,060.82	-	-	-	-	-	-	-	-	-	-	-	5,060.82	SLOVAK REP.
-Klubi i Parisit (III)	80,841.98	-	-	-	-	-	-	-	-	-	-	-	80,841.98	-Paris Club (III)
AUSTRI	8,201.47	-	-	-	-	-	-	-	-	-	-	-	8,201.47	AUSTRIA
ANGLI	24.89	-	-	-	-	-	-	-	-	-	-	-	24.89	UNITED KINGDOM
DANIMARKE	127.00	-	-	-	-	-	-	-	-	-	-	-	127.00	DENMARK
FRANCE	20,059.83	-	-	-	-	-	-	-	-	-	-	-	20,059.83	FRANCE
GJERMANI	13,490.04	-	-	-	-	-	-	-	-	-	-	-	13,490.04	GERMANY
HOLLANDE	1,094.18	-	-	-	-	-	-	-	-	-	-	-	1,094.18	NETHERLANDS
ITALI	2,139.96	-	-	-	-	-	-	-	-	-	-	-	2,139.96	ITALY
RUSI	35,704.62	-	-	-	-	-	-	-	-	-	-	-	35,704.62	RUSSIA
GJITHSEJ (I+II+III)	509,266.69	102,059.18	124,474.64	103,862.13	88,959.15	146,795.08	134,045.86	146,708.09	36,302.55	22,304.76	24,585.95	30,670.98	1,470,035.06	TOTAL (I+II+III)

*) Perفشin borxhin shtetedor dhe shtetedor te garantuar (Tabela II.1 + Tabela II 121,858.61

**) Deri me 31.12.2005

Ne kete tabelë nuk perfshihet kredia e FMN-se

*) Includes external direct and external guaranteed debt (Table II.1 + Table II.2)

**) As of December 31, 2005

IMF credit is not included

TABELA II.1 - TABLE II.1

BORXHI I JASHEM SHETEROR I SHQIPERISE
TERHEQJET NE VITE NGA KREDITE E HUAJA SIPAS KREDITOREVE

LONG-TERM EXTERNAL PUBLIC DEBT OF ALBANIA
DRAWINGS BY YEARS AND BY CREDITORS

(USD'000)

Sipas kreditoreve	PARA 1998 UP TO 1998	1998	1999	2000	2001	2002	2003	2004	2005				GJITHSEJ TOTAL	By Creditors
									I	II	III	IV		
-Shumepalesh (I)	165,632.00	68,280.00	99,372.22	81,082.99	52,570.68	102,346.33	78,682.04	97,745.17	20,804.72	14,004.86	18,027.51	19,738.55	818,287.08	-Multilateral (I)
CEB	-	-	-	-	-	-	850.00	3,172.00	-	1,000.00	-	-	11,367.53	CEB
EBRD	-	-	-	-	-	-	3,915.85	9,026.09	2,785.01	2,911.42	1,803.36	-	20,441.72	EBRD
EIB	-	-	11,335.66	12,585.73	10,186.30	10,091.02	-	7,184.70	3,946.50	-	3,709.80	2,025.84	61,065.55	EIB
IDA	157,655.56	63,679.34	80,630.39	64,468.54	34,159.04	79,275.75	60,882.35	66,843.80	9,034.34	9,312.46	8,194.06	7,507.02	641,642.66	IDA
IDB	-	500.00	534.80	1,211.48	3,436.36	4,690.34	3,906.50	4,352.78	3,257.32	236.25	3,892.74	2,480.56	28,499.12	IDB
IFAD	5,699.73	2,243.00	4,890.40	1,376.14	2,370.28	3,958.67	5,837.90	2,927.03	1,300.80	430.43	427.55	803.68	32,265.62	IFAD
OPEC	2,276.71	1,857.66	1,980.97	1,441.10	2,418.70	4,330.54	3,289.45	4,238.78	480.75	114.30	-	575.92	23,004.88	OPEC
-Dypalesh (II)	183,725.00	6,324.75	11,026.46	16,615.19	26,179.33	33,048.71	21,785.91	16,802.29	4,049.01	3,059.92	2,930.63	5,023.28	330,570.47	-Bilateral (II)
AUSTRI	5,964.78	-	-	-	-	-	-	-	-	-	-	-	5,964.78	AUSTRIA
GJERMANI	16,972.76	2,499.88	1,078.74	3,168.66	2,516.66	7,853.90	9,731.55	10,531.11	2,235.29	2,133.34	2,116.64	2,142.82	62,981.36	GERMANY
GREQI	1,042.07	-	1,795.39	1,512.58	1,285.84	-	-	-	-	-	-	-	5,635.88	GREECE
ITALI	37,511.45	1,715.04	6,188.94	2,813.32	4,512.42	18,287.00	3,377.78	5,334.99	1,570.33	926.58	813.99	2,099.00	85,150.83	ITALY
JAPONI	19,123.74	-	-	-	-	-	-	-	-	-	-	-	19,123.74	JAPAN
KINE	37,260.36	-	-	-	-	-	-	-	-	-	-	-	37,260.36	CHINA
KUVAIT	13,147.39	2,109.82	1,963.39	725.76	2,652.54	6,907.81	8,676.58	936.19	243.39	-	-	781.47	38,144.34	KUWAIT
NORVEGJI	2,500.00	-	-	8,394.87	15,211.87	-	-	-	-	-	-	-	26,106.74	NORWAY
SUEDI	4,125.00	-	-	-	-	-	-	-	-	-	-	-	4,125.00	SWEDEN
TURQI	20,269.19	-	-	-	-	-	-	-	-	-	-	-	20,269.19	TURKEY
HUNGARI	14,178.95	-	-	-	-	-	-	-	-	-	-	-	14,178.95	HUNGARY
MAQEDONI	1,160.26	-	-	-	-	-	-	-	-	-	-	-	1,160.26	FYROM
RUMANI	5,408.23	-	-	-	-	-	-	-	-	-	-	-	5,408.23	ROMANIA
SLLOVAKI	5,060.82	-	-	-	-	-	-	-	-	-	-	-	5,060.82	SLOVAK REP.
-Klubi i Parisit (III)	80,841.98	-	-	-	-	-	-	-	-	-	-	-	80,841.98	-Paris Club (III)
AUSTRI	8,201.47	-	-	-	-	-	-	-	-	-	-	-	8,201.47	AUSTRIA
ANGLI	24.89	-	-	-	-	-	-	-	-	-	-	-	24.89	UNITED KINGDOM
DANIMARKE	127.00	-	-	-	-	-	-	-	-	-	-	-	127.00	DENMARK
FRANCE	20,059.83	-	-	-	-	-	-	-	-	-	-	-	20,059.83	FRANCE
GJERMANI	13,490.04	-	-	-	-	-	-	-	-	-	-	-	13,490.04	GERMANY
HOLLANDE	1,094.18	-	-	-	-	-	-	-	-	-	-	-	1,094.18	NETHERLANDS
ITALI	2,139.96	-	-	-	-	-	-	-	-	-	-	-	2,139.96	ITALY
RUSI	35,704.62	-	-	-	-	-	-	-	-	-	-	-	35,704.62	RUSSIA
GJITHSEJ (I+II+III)	430,198.98	74,604.75	110,398.68	97,698.18	78,750.01	135,395.04	100,467.95	114,547.46	24,853.73	17,064.78	20,958.14	24,761.83	1,229,699.53	TOTAL (I+II+III)

*) Deri me 31.12.2005
Ne kete tabelë nuk përfshihet kredia e FMN-se

*) As of December 31, 2005
IMF credit is not included

TABELA II.2 - TABLE II.2

BORXHI I JASHEM I GARANTUAR I SHQIPERISE
TERHEQJET NE VITE NGA KREDITE E HUAJA SIPAS KREDITOREVE

EXTERNAL PUBLICLY GUARANTEED DEBT OF ALBANIA
DRAWINGS BY YEARS AND BY CREDITORS

(USD'000)														
Sipas kreditoreve	PARA 1998 UP TO 1998	1998	1999	2000	2001	2002	2003	2004	2005				GJITHSEJ TOTAL	By Creditors
									I	II	III	IV		
-Shumepalesh (I)	11,359.81	981.75	4,381.59	1,836.88	2,122.06	7,243.69	25,794.40	12,942.73	1,478.73	2,010.13	1,488.73	3,668.76	75,309.26	-Multilateral (I)
EBRD	11,359.81	-	382.46	1,836.88	2,122.06	7,243.69	11,349.31	6,764.73	1,478.73	2,010.13	1,488.73	3,668.76	49,705.28	EBRD
EIB	-	981.75	3,999.13	-	-	-	14,445.10	6,178.00	-	-	-	-	25,603.98	EIB
-Dypalesh (II)	67,707.90	26,472.69	9,694.36	4,327.08	8,087.10	4,156.37	7,783.51	19,217.90	9,970.09	3,229.85	2,139.07	2,240.39	165,026.30	-Bilateral (II)
GJERMANI	40,250.63	8,059.71	20.72	1,974.09	2,401.65	894.81	54.83	9.93	-	-	-	-	53,666.37	GERMANY
GREQI	-	9,905.57	-	-	-	-	-	-	-	-	-	-	9,905.57	GREECE
ITALI	27,400.77	7,245.85	1,962.08	559.18	5,685.45	3,261.56	2,259.00	2,576.48	993.82	413.65	654.69	-	53,012.52	ITALY
JAPONI	56.50	1,261.56	7,711.56	1,793.81	-	-	5,469.69	9,537.04	8,976.27	2,816.20	1,484.38	2,153.95	41,260.95	JAPAN
KOREA	-	-	-	-	-	-	-	7,094.45	-	-	-	86.45	7,180.89	SOUTH KOREA
GJITHSEJ (I+II)	79,067.71	27,454.43	14,075.96	6,163.96	10,209.16	11,400.06	33,577.91	32,160.63	11,448.81	5,239.97	3,627.81	5,909.15	240,335.56	TOTAL (I+II)

*) Deri me 31.12.2005

*) As of December 31, 2005

TABELA III - TABLE III

BORXHI I JASHEM* AFATGJATE I SHQIPERISE
TERHEQJET NE VITE SIPAS SEKTOREVE EKONOMIKE

LONG-TERM EXTERNAL DEBT* OF ALBANIA
DRAWINGS BY ECONOMIC SECTORS

(USD'000)														
Sipas sektoreve ekonomike	PARA 1998 UP TO 1998	1998	1999	2000	2001	2002	2003	2004	2005				GJITHSEJ	By Economic Sectors
									I	II	III	IV	TOTAL	
ADMINISTRATA SHETERORE	5,403.64	1,644.01	2,363.20	2,857.08	2,325.28	4,919.32	6,142.81	3,229.64	752.83	743.06	1,203.46	284.33	31,868.65	Public Administration
ARESIMI	9,739.42	1,735.79	1,107.59	684.86	394.01	733.76	7,827.11	6,327.82	118.99			2,351.60	31,020.94	Education
BILANCI I PAGESAVE	12,589.78	9,905.57	-	-	-	-	-	-	-				22,495.35	Balance of Payment
BUJQESI, UJITJE	42,146.73	7,365.57	9,379.75	7,176.23	7,139.81	13,375.64	12,688.01	5,838.22	1,870.15	1,126.01	1,520.82	2,984.82	112,611.76	Agriculture-Irrigation
ENERGJETIKE	15,391.99	4,585.25	9,721.29	13,641.81	23,577.53	35,740.65	35,355.70	42,657.18	18,415.41	7,214.77	5,143.31	9,161.14	220,606.03	Energy
IMPORT MALLRASH DHE PAJISJESH	65,114.70	1,715.04	6,188.94	2,813.32	3,209.21	213.61	8.66	-	-				79,263.46	Import of Goods and Services
INDUSTRI E LEHTE	3,052.47	-	-	-	-	-	-	-	-				3,052.47	Light Industry
INFRASTRUKTURE URBANE DHE RURALE	-	-	2,100.02	5,864.66	6,776.24	2,202.68	6,962.25	11,762.69	1,758.56	2,482.41	3,853.48	816.32	44,579.30	Urban and Rural Infrastructure
KLUBI I PARISIT DHE RISKEDULIME TE TJE	143,094.44	-	-	-	-	-	-	-	-				143,094.44	Paris Club & Other Rescheduling
MBESHTETJE PER BUXHETIN	64,604.67	36,901.63	49,171.67	24,164.09	-	29,101.82	18,955.57	19,861.10	672.20	580.97	362.27	1,029.39	242,760.54	Budgetary Support
MBROJTJA	1,858.23	-	-	367.18	230.25	700.52	1,841.35	2,403.42	-				10,045.78	Defence
MBROJTJA E MJEDISIT	-	-	-	-	359.85	216.26	228.54	351.80	1,445.71				304.37	Environmental Protection
PRODHOME ELEKTRIKE	-	-	-	-	-	-	-	-	-				-	Electrical Products
PYJE	1,013.79	1,261.49	259.88	433.76	1,176.61	1,820.61	1,038.36	370.09	-				7,374.59	Forestry
SHENDETESI	3,932.61	1,004.87	3,203.15	6,142.28	4,827.84	5,691.20	1,190.05	6,766.13	1,280.31	1,162.71	1,138.89	3,930.37	40,270.39	Health
SIGURIME SHOOQ/TREGU I PUNES	8,003.59	1,528.97	1,089.86	1.95	-	385.92	296.37	235.03	120.65	108.22	185.83	251.53	12,204.02	Social Safety/Labor Market
STREHIMI	13,893.94	196.35	735.18	263.95	1,285.84	-	-	-	-				16,375.25	Housing
TE TJERA	13,104.49	-	-	-	-	-	-	-	-				13,104.49	Others
TELEKOMUNIKACION	16,837.41	732.17	26.75	-	361.64	-	-	-	-				17,957.97	Telecommunication
TRANSPORT	29,138.80	9,013.69	23,532.64	26,723.09	25,848.71	31,446.70	18,105.00	31,994.85	7,734.74	5,657.75	7,235.01	5,843.33	222,274.32	Transport
TRANSPORTI AJROR	19,312.61	8,191.12	20.72	45.48	-	-	-	-	-				27,569.93	Air Transport
TRANSPORTI HEKURUDHOR	3,787.59	739.23	-	-	-	-	-	-	-				4,526.82	Rail Transport
UJESJELLESA/KANALIZIME	17,850.76	8,171.32	3,508.97	3,354.83	6,315.44	10,555.44	15,799.88	11,843.90	3,723.47	2,282.25	3,506.91	2,911.16	89,824.31	Water Supply and Sewerage
ZHVILL. SEK.PRIVAT	10,806.73	5,032.09	9,381.25	7,867.72	2,818.98	5,535.98	439.17	102.09	-			1.06	42,507.52	Enterprise Sector Development
ZHVILLIMI RURAL	8,588.34	2,335.01	2,683.80	1,463.75	2,311.89	4,154.98	7,167.06	2,963.93	1,300.94	430.43	427.55	803.68	34,631.36	Rural Development
GJITHSEJ	509,266.71	102,059.16	124,474.63	103,862.13	88,959.13	146,795.07	134,045.87	146,707.87	36,302.55	22,304.76	24,585.95	30,670.98	1,470,034.80	TOTAL

*) Perfshin borxhin shtetor dhe shtetor te garantuar
Ne kete tabelë nuk perfshihet kredia e FMN-se

*) Includes external public and external publicly guaranteed debt
IMF credit is not included

TABELA IV - TABLE IV

BORXHI I JASHEM* AFATGJATE I SHQIPERISE
BORXHI NETO SIPAS KREDITOREVE

LONG-TERM EXTERNAL DEBT* OF ALBANIA
DEBT OUTSTANDING DISBURSED BY CREDITORS

(USD'000)

Sipas kreditoreve	1997	1998	1999	2000	2001	2002	2003	2004	2005**	By Creditors
-Shumepalesh (I)	164,764.03	242,425.60	338,701.24	402,613.41	439,142.36	581,457.19	739,843.49	877,940.28	867,547.46	-Multilateral (I)
CEB	-	-	-	-	-	-	850.00	4,022.00	11,348.34	CEB
EBRD	9,482.91	8,822.91	7,524.50	7,576.17	8,756.76	13,618.71	27,809.01	42,144.79	47,733.36	EBRD
EIB	-	981.75	15,217.29	27,216.89	35,129.33	49,940.32	71,587.35	86,596.20	79,361.84	EIB
IDA	147,711.08	220,095.46	296,324.28	345,391.18	366,143.43	475,773.72	583,260.62	677,867.58	655,712.21	IDA
IDB	63.36	636.72	1,031.05	2,162.88	5,414.56	9,811.63	14,040.04	18,056.03	24,922.00	IDB
IFAD	5,229.97	7,754.39	12,488.79	13,209.85	15,223.14	20,507.14	28,615.04	32,741.19	32,569.00	IFAD
OPEC	2,276.71	4,134.37	6,115.34	7,056.44	8,475.14	11,805.68	13,681.45	16,512.51	15,900.71	OPEC
-Dypalesh (II)	150,970.82	191,532.46	191,259.33	195,973.63	218,406.97	280,764.69	345,939.21	391,560.87	369,707.95	-Bilateral (II)
AUSTRI	4,971.65	5,263.16	4,528.36	4,187.61	3,983.50	1,523.51	1,831.65	1,982.37	1,720.31	AUSTRIA
GJERMANI	45,952.82	57,775.49	49,604.43	50,254.81	52,620.08	71,544.05	96,272.39	110,565.95	103,411.69	GERMANY
GREQI	-	10,626.24	10,829.77	11,152.68	11,893.51	14,041.32	16,953.06	18,348.09	15,922.59	GREECE
ITALI	61,424.47	73,856.55	71,165.54	69,172.29	75,967.67	110,230.83	134,374.98	148,996.52	132,183.77	ITALY
JAPONI	16,728.70	20,546.30	30,685.93	28,995.27	25,381.91	28,081.38	37,124.34	47,773.57	54,590.92	JAPAN
KINE	2,000.00	2,000.00	1,858.23	1,858.23	1,858.23	1,858.23	1,858.23	1,858.23	1,858.23	CHINA
KUVAIT	13,268.18	14,839.73	15,962.08	15,332.86	16,470.33	23,391.77	29,901.35	29,788.86	29,105.64	KUWAIT
NORVEGJI	2,500.00	2,500.00	2,500.00	10,894.87	26,106.74	25,968.59	23,498.21	21,027.83	18,557.46	NORWAY
SUEDI	4,125.00	4,125.00	4,125.00	4,125.00	4,125.00	4,125.00	4,125.00	4,125.00	4,125.00	SWEDEN
KOREA	-	-	-	-	-	-	-	7,094.45	8,232.34	SOUTH KOREA
-Borxhi i riseduluar (III) (A+B)	31,927.82	26,702.42	20,122.58	18,388.59	40,157.93	117,396.77	114,621.31	120,464.34	118,863.20	-Rescheduled Debt (III) (A+B)
-Klubi i Parisit (A)	31,927.82	26,702.42	20,122.58	18,388.59	17,455.98	55,079.51	52,304.05	48,113.16	42,112.78	-Paris Club (A)
AUSTRI	5,559.65	4,316.13	2,869.56	1,871.82	1,424.47	1,266.65	1,015.22	549.38	-	AUSTRIA
ANGLI	-	-	-	-	-	-	-	-	-	UNITED KINGDOM
DANIMARKE	-	-	-	-	-	-	-	-	-	DENMARK
FRANCE	13,356.97	10,262.86	7,597.65	5,461.87	4,165.32	3,216.14	2,084.94	1,079.53	-	FRANCE
GJERMANI	10,724.85	10,392.50	8,429.62	5,250.90	6,514.52	6,035.80	5,814.93	4,733.19	2,753.50	GERMANY
HOLLANDE	747.67	580.43	385.98	255.08	194.11	172.60	138.33	74.85	-	NETHERLANDS
ITALI	1,538.68	1,150.50	839.77	5,548.92	4,993.46	5,045.30	5,110.45	4,794.49	3,868.89	ITALY
JAPONI	-	-	-	-	164.11	136.17	100.75	52.54	-	JAPAN
RUSI	-	-	-	-	-	39,206.85	38,039.44	36,829.19	35,490.40	RUSSIA
-Te tjere (B)	-	-	-	-	22,701.95	62,317.25	62,317.26	72,351.18	76,750.42	-Others (B)
TURQI	-	-	-	-	22,701.95	22,701.95	22,701.95	22,701.95	22,701.95	TURKEY
KINE	-	-	-	-	-	39,615.31	39,615.31	36,314.03	33,012.75	CHINA
HUNGARI	-	-	-	-	-	-	-	12,761.05	11,343.16	HUNGARY
MAqedoni	-	-	-	-	-	-	-	574.15	-	MACEDONIA
RUMANIA	-	-	-	-	-	-	-	-	5,137.82	ROMANIA
SLLOVAKI	-	-	-	-	-	-	-	-	4,554.74	SLOVAK REP.
GJITHSEJ (I+II+III)	347,662.68	460,660.48	550,083.15	616,975.62	697,707.25	979,618.65	1,200,404.02	1,389,965.49	1,356,118.61	TOTAL (I+II+III)

*) Perfshin borxhin shtetedor dhe shtetedor te garantuar

**) Deri me 31.12.2005

Ne kete tabelë nuk perfshihet kredia e FMN-se

*) Includes external public and external publicly guaranteed debt

**) As of December 31, 2005

IMF credit is not included

TABELA IV.1 - TABLE IV.1

BORXHI I JASHEM SHETEROR I SHQIPERISE
BORXHI NETO SIPAS KREDITOREVE

EXTERNAL PUBLIC DEBT OF ALBANIA
DEBT OUTSTANDING DISBURSED BY CREDITORS

(USD'000)										
Sipas kreditoreve	1997	1998	1999	2000	2001	2002	2003	2004	2005**	By Creditors
-Shumepalesh (I)	155,217.77	232,555.31	326,311.21	390,404.77	426,163.49	563,880.56	696,422.96	822,895.88	816,153.65	-Multilateral (I)
CEB	-	-	-	-	-	-	850.00	4,022.00	11,348.34	CEB
EBRD	-	-	-	-	-	-	4,373.47	14,646.80	19,641.23	EBRD
EIB	-	-	10,351.76	22,584.42	30,907.23	45,982.40	51,602.34	59,049.78	56,060.17	EIB
IDA	147,711.08	220,095.46	296,324.28	345,391.18	366,143.43	475,773.72	583,260.62	677,867.58	655,712.21	IDA
IDB	-	571.09	1,031.05	2,162.88	5,414.56	9,811.63	14,040.04	18,056.03	24,922.00	IDB
IFAD	5,229.97	7,754.39	12,488.79	13,209.85	15,223.14	20,507.14	28,615.04	32,741.19	32,569.00	IFAD
OPEC	2,276.71	4,134.37	6,115.34	7,056.44	8,475.14	11,805.68	13,681.45	16,512.51	15,900.71	OPEC
-Dypalesh (II)	89,283.13	98,480.91	101,174.20	109,162.99	134,516.01	177,598.31	214,806.82	235,028.79	216,514.22	-Bilateral (II)
AUSTRI	4,971.65	5,263.16	4,528.36	4,187.61	3,983.50	1,523.51	1,831.65	1,982.37	1,720.31	AUSTRIA
GJERMANI	9,870.15	11,228.76	9,525.15	11,281.44	15,546.32	26,631.94	42,679.48	57,347.30	57,783.23	GERMANY
GREQI	-	-	1,677.85	2,960.21	4,109.80	4,812.86	5,858.13	6,340.18	5,502.05	GREECE
ITALI	36,013.89	39,605.84	39,845.20	39,674.86	45,817.00	71,032.59	84,796.64	92,462.15	81,206.95	ITALY
JAPONI	16,676.03	19,060.19	21,152.34	18,847.89	16,499.09	18,253.83	20,258.14	20,096.87	16,655.36	JAPAN
KINE	1,858.23	1,858.23	1,858.23	1,858.23	1,858.23	1,858.23	1,858.23	1,858.23	1,858.23	CHINA
KUVAIT	13,268.18	14,839.73	15,962.08	15,332.86	16,470.33	23,391.77	29,901.35	29,788.86	29,105.64	KUWAIT
NORVEGJI	2,500.00	2,500.00	2,500.00	10,894.87	26,106.74	25,968.59	23,498.21	21,027.83	18,557.46	NORWAY
SUEDI	4,125.00	4,125.00	4,125.00	4,125.00	4,125.00	4,125.00	4,125.00	4,125.00	4,125.00	SWEDEN
-Borxhi i riskeduluar (III) (A+B)	31,927.35	26,702.05	20,122.58	18,388.59	40,126.97	117,371.08	114,602.31	120,454.43	118,863.20	-Rescheduled Debt (III) (A+B)
-Klubi i Parisit (A)	31,927.35	26,702.05	20,122.58	18,388.59	17,425.03	55,053.83	52,285.05	48,103.25	42,112.78	-Paris Club (A)
AUSTRI	5,559.65	4,316.13	2,869.56	1,871.82	1,424.47	1,266.65	1,015.22	549.38	-	AUSTRIA
ANGLI	-	-	-	-	-	-	-	-	-	UNITED KINGDOM
DANIMARKE	-	-	-	-	-	-	-	-	-	DENMARK
FRANCE	13,356.97	10,262.86	7,597.65	5,461.87	4,165.32	3,216.14	2,084.94	1,079.53	-	FRANCE
GJERMANI	10,724.38	10,392.13	8,429.62	5,250.90	6,514.52	6,035.80	5,814.93	4,733.19	2,753.50	GERMANY
HOLLANDE	747.67	580.43	385.98	255.08	194.11	172.60	138.33	74.85	-	NETHERLANDS
ITALI	1,538.68	1,150.50	839.77	5,548.92	4,993.46	5,045.30	5,110.45	4,794.49	3,868.89	ITALY
JAPONI	-	-	-	-	133.15	110.48	81.74	42.63	-	JAPAN
RUSI	-	-	-	-	-	39,206.85	38,039.44	36,829.19	35,490.40	RUSSIA
-Te tjere (B)	-	-	-	-	22,701.95	62,317.25	62,317.26	72,351.18	76,750.42	-Others (B)
TURQI	-	-	-	-	22,701.95	22,701.95	22,701.95	22,701.95	22,701.95	TURKEY
KINE	-	-	-	-	-	39,615.31	39,615.31	36,314.03	33,012.75	CHINA
HUNGARI	-	-	-	-	-	-	-	12,761.05	11,343.16	HUNGARY
MAQEDONI	-	-	-	-	-	-	-	574.15	-	MACEDONIA
RUMANI	-	-	-	-	-	-	-	-	5,137.82	ROMANIA
SLLOVAKI	-	-	-	-	-	-	-	-	4,554.74	SLOVAK REP.
GJITHSEJ (I+II+III)	276,428.25	357,738.27	447,607.99	517,956.34	600,806.48	858,849.96	1,025,832.08	1,178,379.10	1,151,531.07	TOTAL (I+II+III)

*) Deri me 31.12.2005
Ne kete tabelë nuk perfshihet kredia e FMN-se

*) As of December 31, 2005
IMF credit is not included

TABELA IV.2 - TABLE IV.2

BORXHI I JASHTEM I GARANTUAR I SHQIPERISE
BORXHI NETO SIPASKREDITOREVE

EXTERNAL PUBLICLY GUARANTEED DEBT OF ALBANIA
DEBT OUTSTANDING DISBURSED BY CREDITORS

(USD'000)										
Sipas kreditoreve	1997	1998	1999	2000	2001	2002	2003	2004	2005*	By Creditors
-Shumepalesh (I)	9,482.91	9,804.66	12,390.03	12,208.64	12,978.86	17,576.63	43,420.54	55,044.40	51,393.80	-Multilateral (I)
EBRD	9,482.91	8,822.91	7,524.50	7,576.17	8,756.76	13,618.71	23,435.54	27,497.98	28,092.14	EBRD
EIB	-	981.75	4,865.53	4,632.47	4,222.10	3,957.92	19,985.00	27,546.42	23,301.67	EIB
-Dypalesh (II)	61,545.92	92,909.78	90,085.13	86,810.64	89,821.52	103,166.37	131,132.40	156,532.08	153,193.73	-Bilateral (II)
GJERMANI	36,082.67	46,546.73	40,079.28	38,973.37	39,420.65	44,912.11	53,592.92	53,218.65	45,628.46	GERMANY
GREQI	-	10,626.24	9,151.92	8,192.47	7,783.71	9,228.47	11,094.94	12,007.92	10,420.54	GREECE
ITALI	25,410.59	34,250.71	31,320.34	29,497.43	33,734.34	39,198.24	49,578.34	56,534.36	50,976.82	ITALY
JAPONI	52.66	1,486.11	9,533.59	10,147.38	8,882.82	9,827.55	16,866.20	27,676.70	37,935.56	JAPAN
KOREA	-	-	-	-	30.96	25.69	19.00	7,094.45	8,232.34	SOUTH KOREA
-Klubi i Parisit (III)	-	-	-	-	30.96	25.69	19.00	9.91	-	-Paris Club (III)
JAPONI	-	-	-	-	30.96	25.69	19.00	9.91	-	JAPAN
GJITHSEJ (I+II+III)	71,028.83	102,714.44	102,475.16	99,019.28	102,831.34	120,768.69	174,571.94	211,586.39	204,587.53	TOTAL (I+II+III)

*) Deri me 31.12.2005

*) As of December 31, 2005

TABELA V - TABLE V

BORXHI I JASHEM* AFATGJATE I SHQIPERISE
BORXHI NETO SIPAS MONEDHAVE

LONG-TERM EXTERNAL DEBT* OF ALBANIA
DOD BY CURRENCY

(USD'000)

Monedha Currency	2005**	%
ACU	24,922.00	1.84
EUR	386,057.57	28.47
JPY	54,590.92	4.03
KWD	29,105.64	2.15
KRW	8,232.34	0.61
SDR	688,281.21	50.75
USD	164,928.94	12.16
TOTAL	1,356,118.62	100.00

*) Përfshin borxhin e jashtëm shtetëror dhe shtetëror të garantuar

**) Deri më 31.12.2005

Nuk përfshihet kredia e FMN-se

*) Includes external public and external publicly guaranteed debt

**) As of December 31, 2005

IMF credit is not included

TABELA VI - TABLE VI

BORXHI I JASHEM* AFATGJATE I SHQIPERISE
PJESA E PATERHEQUR E KREDIVE

LONG-TERM EXTERNAL DEBT* OF ALBANIA
COMMITTED UNDISBURSED BALANCE

(USD'000)

Sipas kreditoreve	1997	1998	1999	2000	2001	2002	2003	2004	2005**	By Creditors
-Shumepalesh (I)	197,469.70	268,885.71	288,957.60	242,043.81	227,971.04	307,260.11	315,790.76	447,088.65	396,918.43	-Multilateral (I)
CEB	-	-	-	-	-	3,400.00	2,550.00	1,638.00	22,947.44	CEB
EBRD	23,305.81	24,481.25	20,706.87	26,077.88	31,545.95	29,270.09	57,423.91	99,463.48	81,745.80	EBRD
EIB	24,353.23	78,197.00	53,314.55	20,491.39	9,457.01	67,449.58	64,708.71	169,598.11	120,284.26	EIB
IDA	111,079.63	125,940.71	177,181.93	158,926.74	141,429.01	165,095.29	157,142.79	134,936.31	135,963.43	IDA
IDB	15,721.23	15,854.87	20,513.03	17,986.47	20,066.34	23,855.07	21,895.47	36,363.54	29,526.34	IDB
IFAD	14,286.51	12,546.25	7,356.57	5,617.77	14,947.86	11,995.76	6,509.63	3,770.73	606.59	IFAD
OPEC	8,723.29	11,865.63	9,884.66	12,943.56	10,524.86	6,194.32	5,560.25	1,318.48	5,844.56	OPEC
-Dypalesh (II)	76,410.65	79,145.61	72,299.56	121,290.46	129,161.47	161,877.00	171,008.84	233,115.19	261,258.67	-Bilateral (II)
AUSTRI	-	-	-	-	-	-	-	-	-	AUSTRIA
GJERMANI	20,082.63	16,383.48	11,563.77	10,308.75	35,707.18	42,621.88	53,721.09	52,198.41	98,482.21	GERMANY
GREQI	-	-	13,575.35	10,693.90	21,835.91	25,888.93	31,125.00	33,686.21	39,653.64	GREECE
ITALI	14,182.45	18,859.10	8,630.60	43,979.03	37,473.30	52,465.07	56,778.44	109,725.93	87,737.97	ITALY
JAPONI	36,941.03	40,796.54	37,390.24	31,664.32	27,718.34	30,666.30	28,073.94	19,192.20	2,209.07	JAPAN
KINE	141.78	141.78	141.78	141.78	141.78	141.78	-	-	-	CHINA
KUVAIT	5,062.76	2,964.72	997.81	8,332.57	5,326.72	10,093.04	1,310.37	406.89	12,711.10	KUWAIT
NORVEGJI	-	-	-	16,170.13	958.26	-	-	-	-	NORWAY
SUEDI	-	-	-	-	-	-	-	-	-	SWEDEN
KOREA	-	-	-	-	-	-	-	17,905.55	20,464.69	SOUTH KOREA
GJITHSEJ (I+II)	273,880.35	348,031.32	361,257.16	363,334.27	357,132.51	469,137.11	486,799.61	680,203.84	658,177.10	TOTAL (I+II)

*) Perfshin borxhin shtetëror dhe shtetëror të garantuar

**) Deri më 31.12.2005

Ne kete tabelë nuk perfshihet kredia e FMN-se

*) Includes external public and external publicly guaranteed debt

**) As of december 31, 2005

IMF credit is not included

TABELA VI.1 - TABLE VI.1

BORXHI I JASHEM SHETEROR I SHQIPERISE
PJESA E PATERHEQUR E KREDIVE

EXTERNAL PUBLIC DEBT OF ALBANIA
COMMITTED UNDISBURSED BALANCE

(USD'000)

Sipas kreditoreve	1997	1998	1999	2000	2001	2002	2003	2004	2005*	By Creditors
-Shumepalesh (I)	149,810.65	219,933.23	250,815.58	215,642.52	204,958.44	256,661.26	253,554.86	284,767.29	253,693.54	-Multilateral (I)
CEB	-	-	-	-	-	3,400.00	2,550.00	1,638.00	22,947.44	CEB
EBRD	-	-	-	-	8,841.00	10,482.00	17,049.92	8,539.48	479.97	EBRD
EIB	-	53,725.77	35,879.40	20,167.98	9,149.37	35,638.82	42,846.79	98,200.74	58,325.19	EIB
IDA	111,079.63	125,940.71	177,181.93	158,926.74	141,429.01	165,095.29	157,142.79	134,936.31	135,963.43	IDA
IDB	15,721.23	15,854.87	20,513.03	17,986.47	20,066.34	23,855.07	21,895.47	36,363.54	29,526.34	IDB
IFAD	14,286.51	12,546.25	7,356.57	5,617.77	14,947.86	11,995.76	6,509.63	3,770.73	606.59	IFAD
OPEC	8,723.29	11,865.63	9,884.66	12,943.56	10,524.86	6,194.32	5,560.25	1,318.48	5,844.56	OPEC
-Dypalesh (II)	8,744.05	21,826.22	24,035.91	42,655.13	64,783.09	100,622.84	108,832.28	166,001.10	168,790.36	-Bilateral (II)
AUSTRI	-	-	-	-	-	-	-	-	-	AUSTRIA
GJERMANI	26.73	3,523.67	2,004.06	3,378.31	31,461.44	39,352.78	50,010.23	52,198.41	52,820.05	GERMANY
GREQI	-	-	13,575.35	10,693.90	21,835.91	25,888.93	31,125.00	33,686.21	39,653.64	GREECE
ITALI	3,512.79	15,196.06	7,316.91	3,938.44	5,059.00	25,146.31	26,386.68	79,709.59	63,605.57	ITALY
JAPONI	-	-	-	-	-	-	-	-	-	JAPAN
KINE	141.78	141.78	141.78	141.78	141.78	141.78	-	-	-	CHINA
KUVAIT	5,062.76	2,964.72	997.81	8,332.57	5,326.72	10,093.04	1,310.37	406.89	12,711.10	KUWAIT
NORVEGJI	-	-	-	16,170.13	958.26	-	-	-	-	NORWAY
SUEDI	-	-	-	-	-	-	-	-	-	SWEDEN
GJITHSEJ (I+II)	158,554.70	241,759.45	274,851.49	258,297.64	269,741.53	357,284.10	362,387.14	450,768.39	422,483.89	TOTAL (I+II)

*) Deri me 31.12.2005

Ne kete tabelë nuk perfshihet kredia e FMN-se

*) As of December 31, 2005

IMF credit is not included

TABELA VI.2 - TABLE VI.2

BORXHI I JASHEM I GARANTUAR I SHQIPERISE
PJESA E PATERHEQUR E KREDIVE

EXTERNAL PUBLICLY GUARANTEED DEBT OF ALBANIA
COMMITTED UNDISBURSED BALANCE

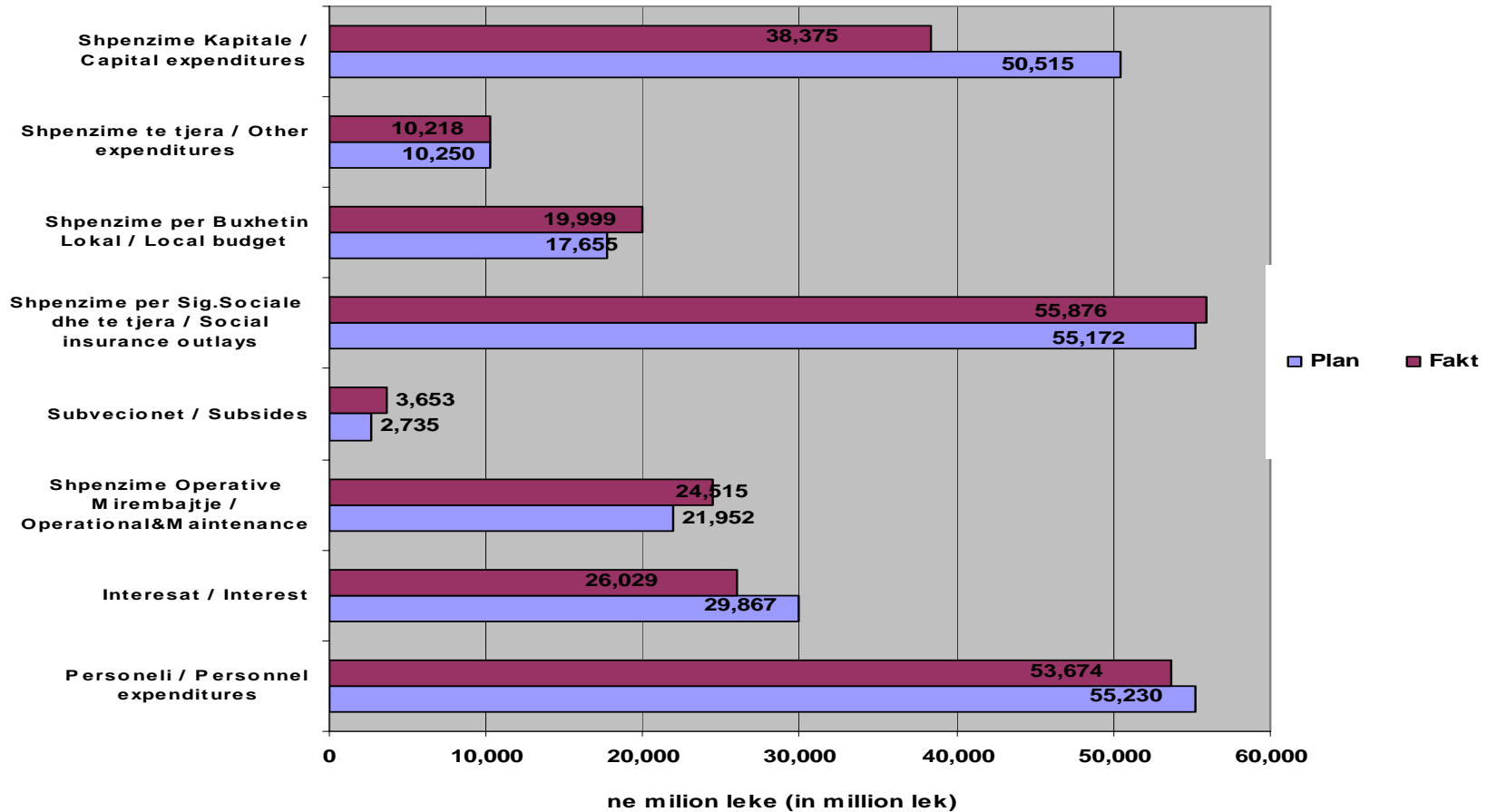
(USD'000)

Sipas kreditoreve	1997	1998	1999	2000	2001	2002	2003	2004	2005*	By Creditors
-Shumepalesh (I)	47,659.04	48,952.48	38,142.02	26,401.29	23,012.60	50,598.85	62,235.91	162,321.36	143,224.89	-Multilateral (I)
EBRD	23,305.81	24,481.25	20,706.87	26,077.88	22,704.95	18,788.09	40,373.99	90,924.00	81,265.83	EBRD
EIB	24,353.23	24,471.23	17,435.15	323.41	307.65	31,810.76	21,861.92	71,397.36	61,959.07	EIB
-Dypalesh (II)	67,666.59	57,319.39	48,263.64	78,635.34	64,378.38	61,254.16	62,176.57	67,114.09	92,468.32	-Bilateral (II)
GJERMANI	20,055.90	12,859.81	9,559.71	6,930.44	4,245.74	3,269.10	3,710.86	-	45,662.16	GERMANY
GREQI	-	-	-	-	-	-	-	-	-	GREECE
ITALI	10,669.66	3,663.04	1,313.69	40,040.59	32,414.30	27,318.75	30,391.77	30,016.33	24,132.40	ITALY
JAPONI	36,941.03	40,796.54	37,390.24	31,664.32	27,718.34	30,666.30	28,073.94	19,192.20	2,209.07	JAPAN
KOREA								17,905.55	20,464.69	SOUTH KOREA
GJITHSEJ (I+II)	115,325.64	106,271.86	86,405.66	105,036.63	87,390.98	111,853.00	124,412.47	229,435.45	235,693.21	TOTAL (I+II)

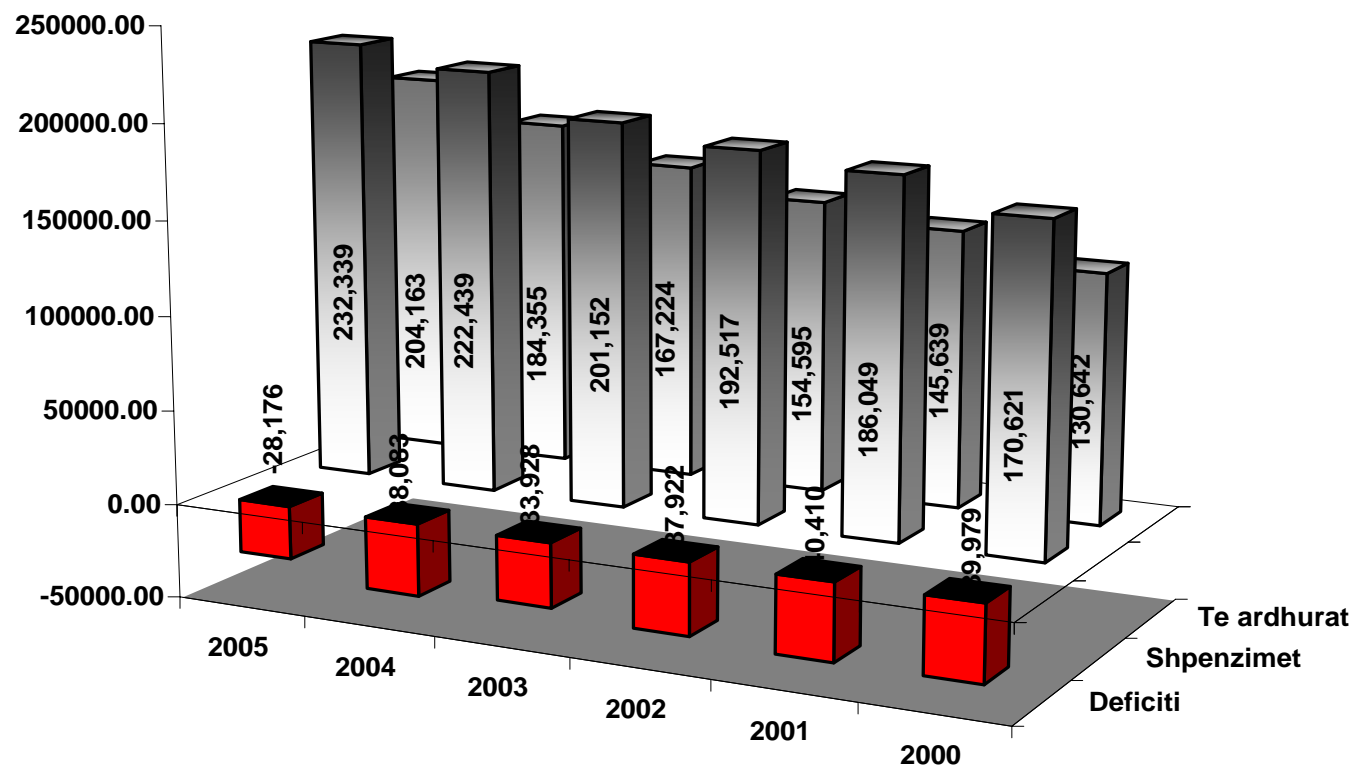
*) Deri me 31.12.2005

*) As of December 31, 2005

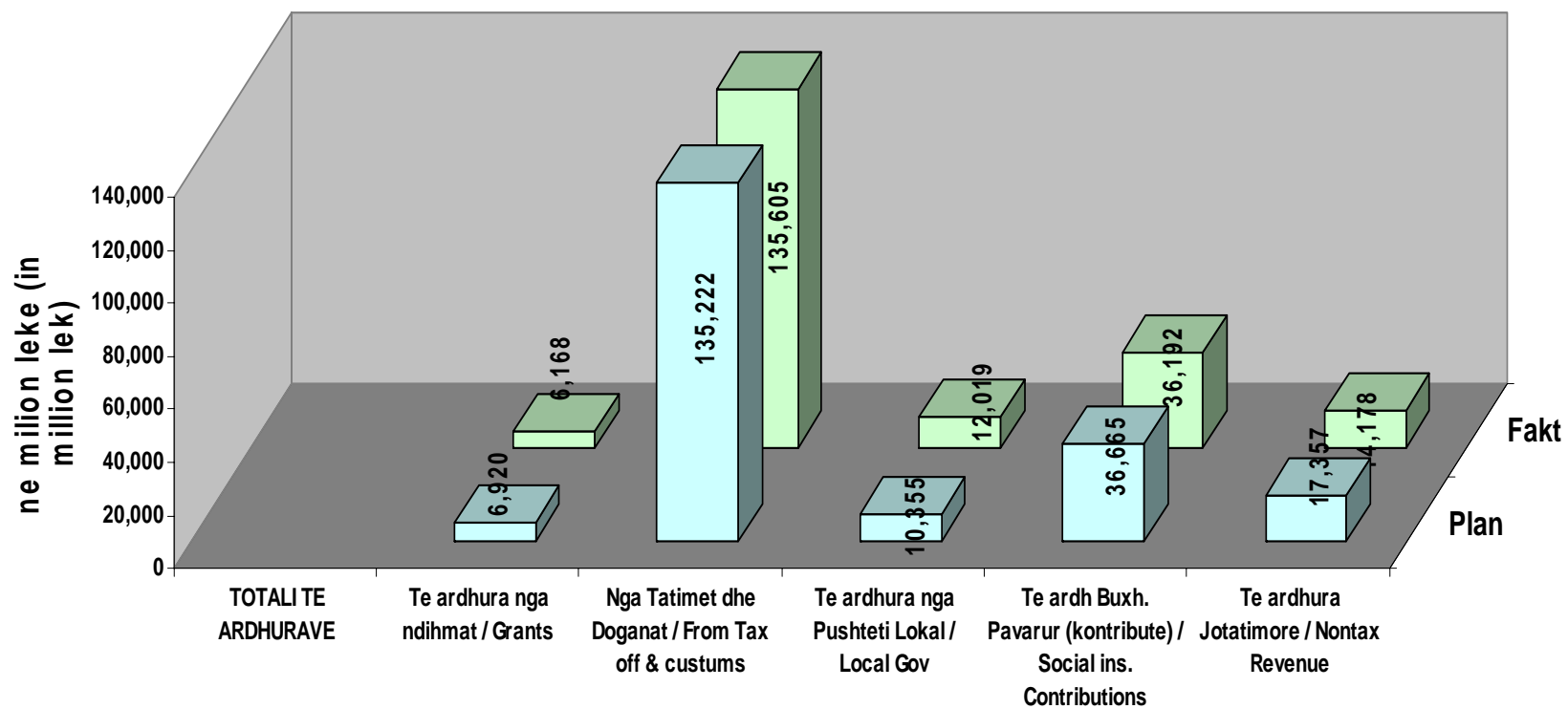
Shpenzimet sipas Buxhetit te Konsoliduar 2005 Fakt-Plan (Expenditures 2005 Fact-Plan)



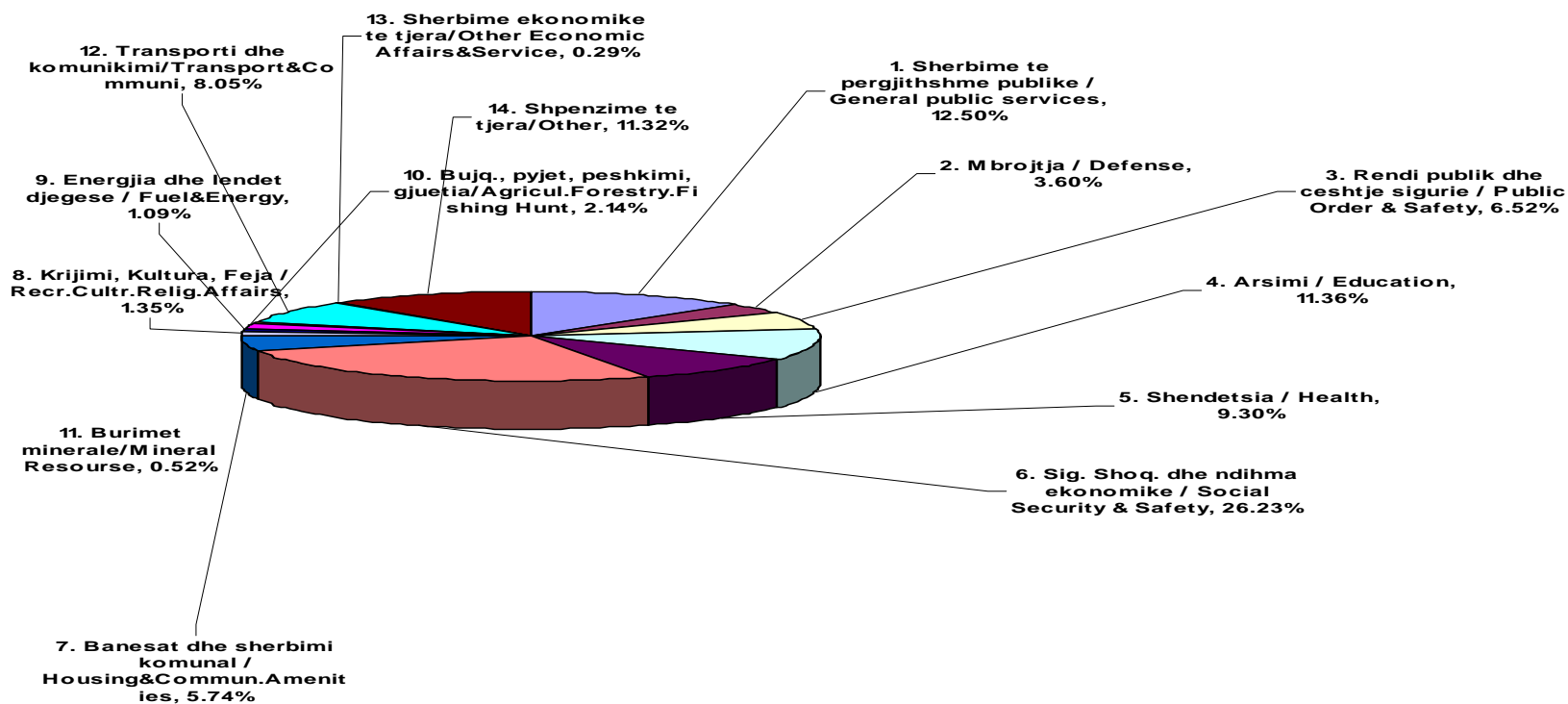
TREGUESIT FISKALE NE VITE



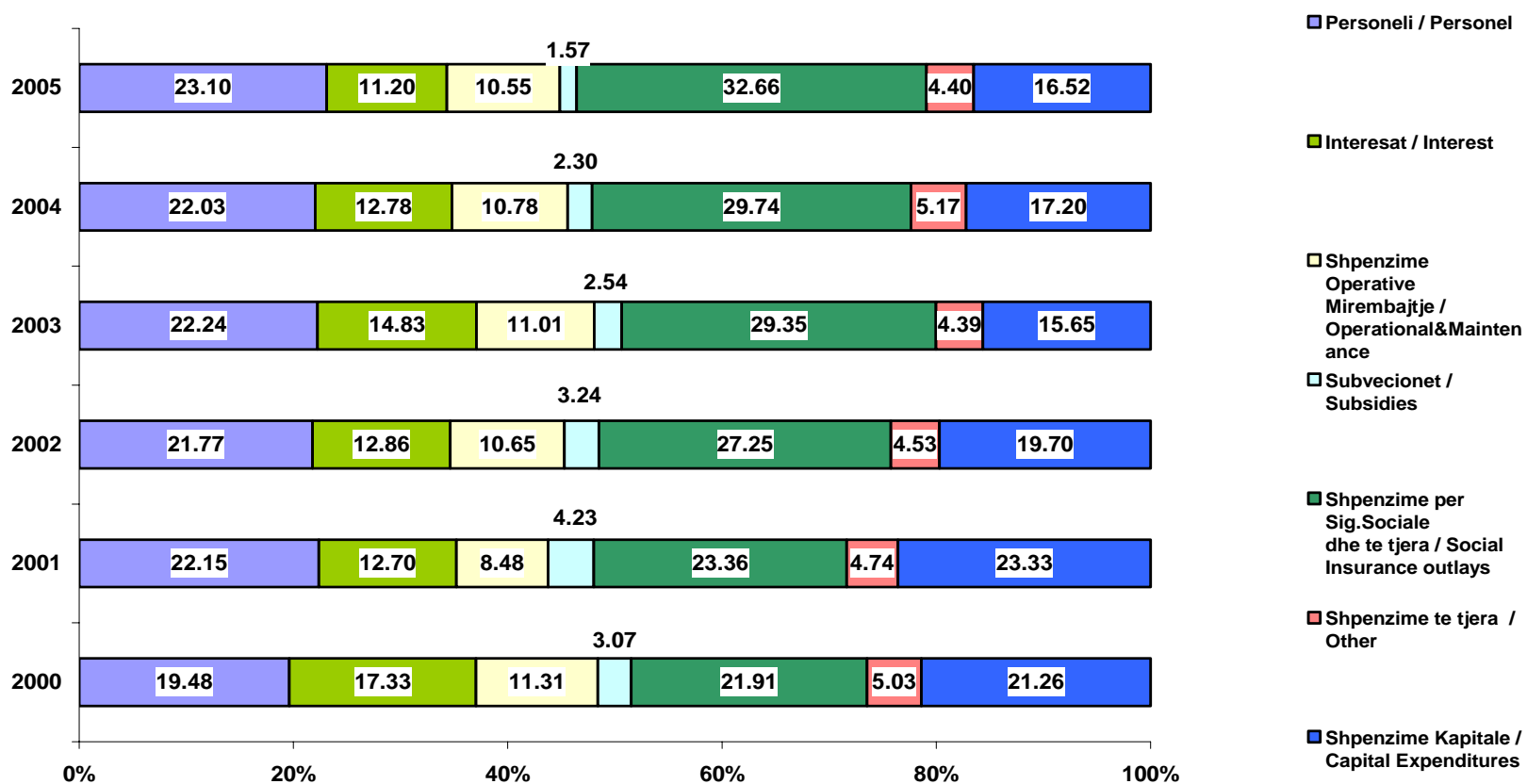
Te ardhurat sipas Buxhetit te Konsoliduar 2005 (Revenues 2005)



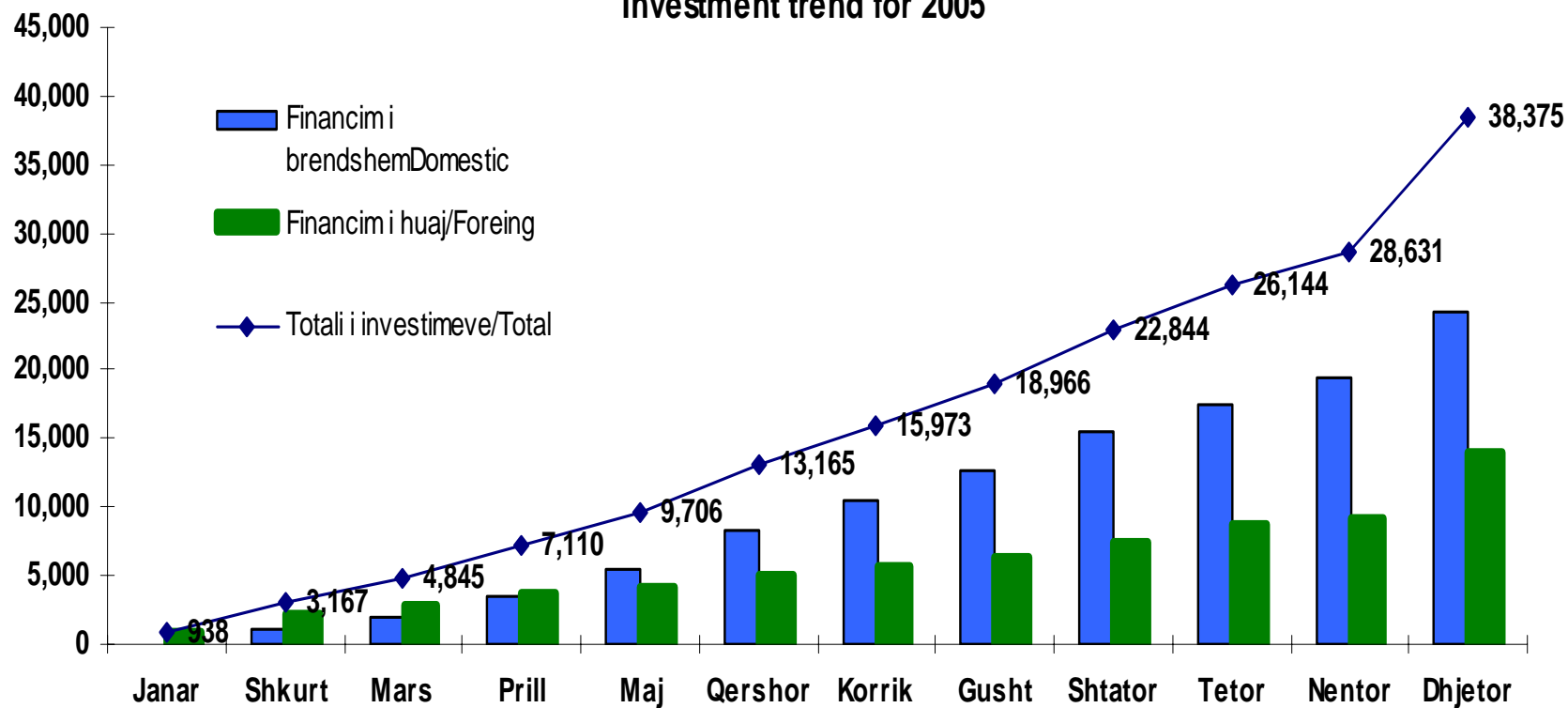
Shpenzimet sipas klasifikimit funksional 2005 (Expenditures by Functions 2005)



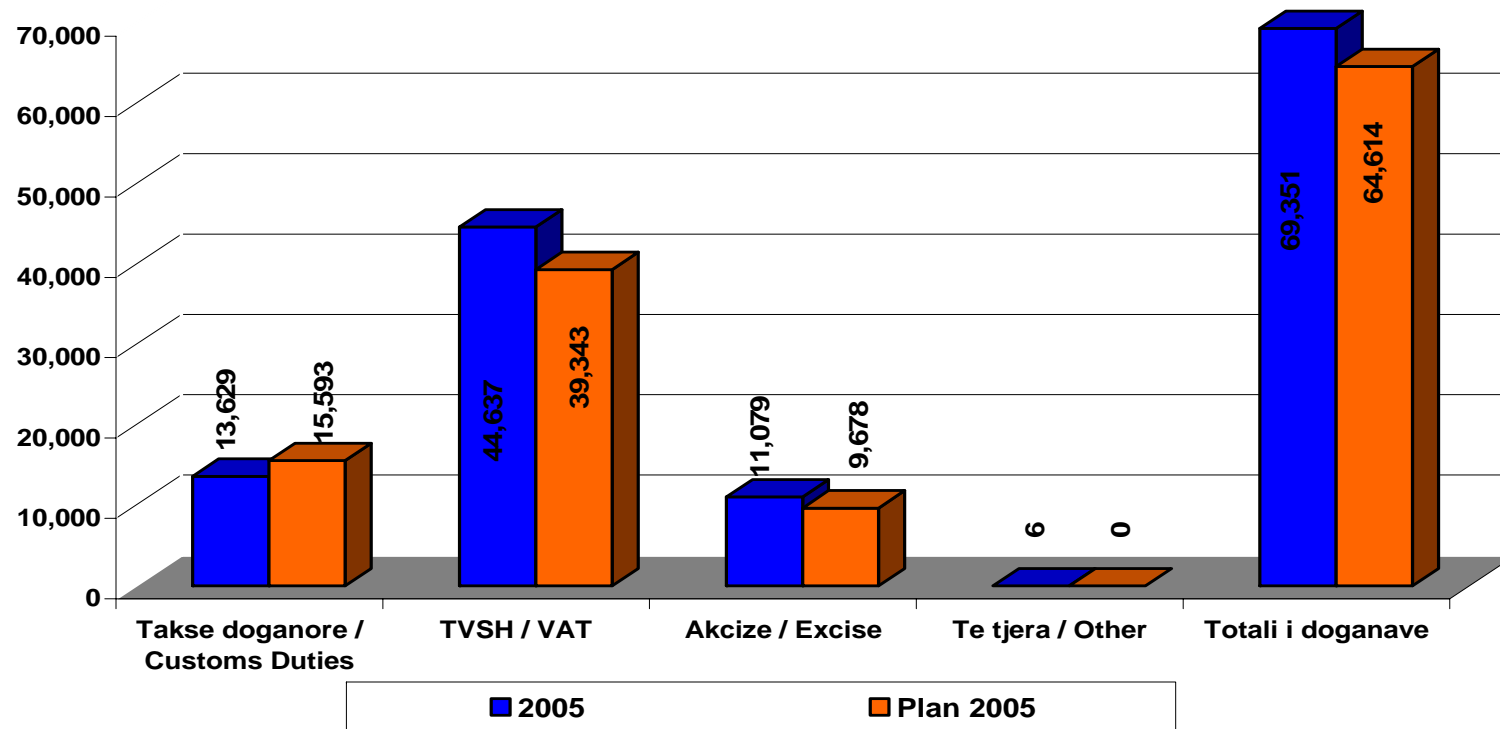
STRUKTURA E SHPENZIMEVE NE % GJATE VITEVE



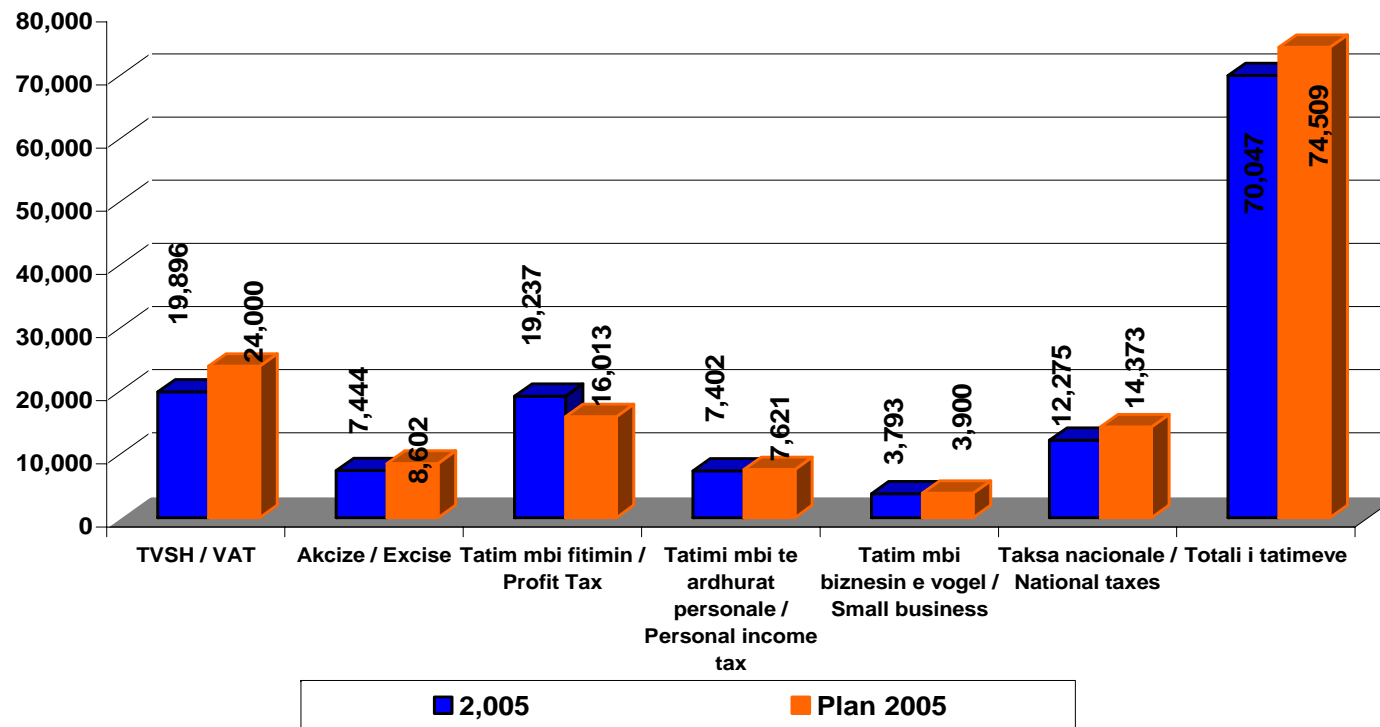
Ecuria e investimeve per vitin 2005
Investment trend for 2005



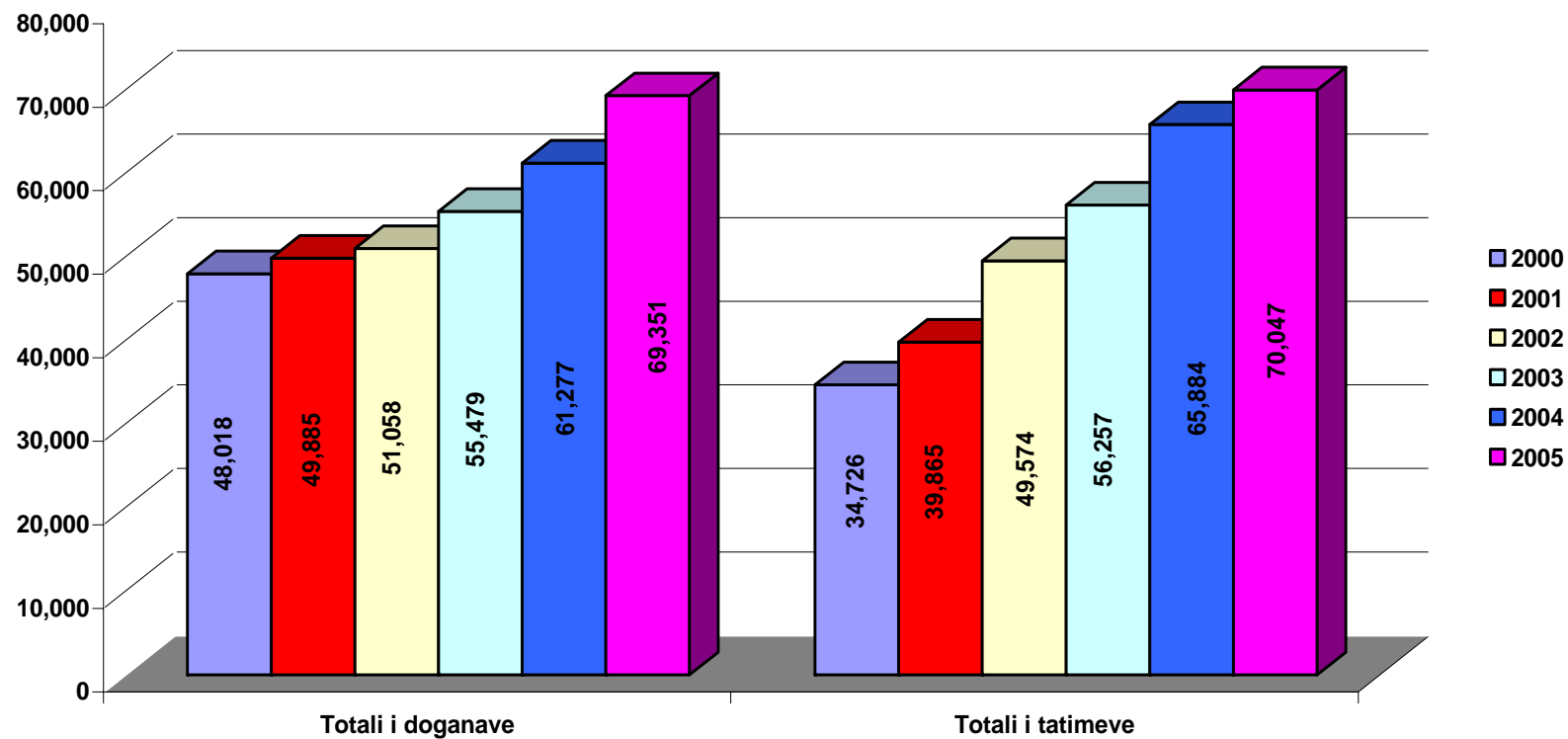
TE ARDHURAT NGA DOGANAT 2005 FAKT - PLAN REVENUES FROM CUSTOM OFFICE 2005



TE ARDHURAT NGA TATIMET 2005 FAKT - PLAN REVENUES FROM TAX OFFICE 2005



TE ARDHRAT NGA TATIM & DOGANA NE VITE REVENUES FROM CUSTOM & TAX OFFICE



Deficiti dhe financimi i tij gjate 2005

Deficit financing 2005

