



REPUBLIKA E SHQIPERISE
MINISTRIA E FINANCIVE

STATISTIKAT FISKALE TE QEVERISE



FISCAL STATISTICS OF GOVERNMENT

3 MUJORE - QUATERLY

TIRANE, 2005

NR 3/2005.

SQARIME PER PERDORUESIT

Buletini ka per qellim dhenien e informacioneve periodike per statistikat fiskale te qeverise. Meqenese botimi eshte periodik, ai pasqyron treguesit e ndryshem sipas vlerave te tyre çdo muaj, ne menyre progresive dhe metodologjia e perdorur eshte Cash Base.

Per ta bere sa me te kuptueshem per perdoruesit, po japim disa sqarime per terminologjine kryesore.

BUXHETI I KONSOLIDUAR.

Pasqyron te ardhurat, shpenzimet dhe deficitin nga aktiviteti i institucioneve publike dhe rajonale pa transferimet reciproke midis tyre.

TE ARDHURAT TOTALE.

Perfshijne te gjitha te ardhurat nga burimet e ndryshme tatimore, jotatimore dhe ndihmat pervec te ardhurave nga privatizimi, te cilat jane konsideruar si financim per deficitin.

NDIHMAT

Te ardhurat qe merren nga ndihmat qe jepen nga qeverite e shteteve te tjera dhe donatore te tjere.

TE ARDHURA TATIMORE.

Te ardhura qe merren nga vjelja e te gjitha llojeve te taksave dhe tatimeve qe zbatohen

ANNEX

The main object of this bulletin is to give periodic information about fiscal statistics of government. Because of this, the bulletin is published periodically and methodology used is Cash Base.

In order to help the reader understand the material, a list of term explanations follows:

CONSOLIDATED BUDGET.

Is the presentation of the revenues, expenditures, and deficits from the activities of public and municipal institutions, without reciprocal transfers among them.

TOTAL REVENUES

Include all revenues from different sources, such as tax, non-tax revenues and grants except privatization receipts that are considered as a way of financing the deficit.

GRANTS

Are the revenues created by grants received from foreign governments and other donors.

n

dhe kontributet nga Sigurimet Shoqerore and medical insurance.
dhe Shendetsore.

TE ARDHURA JOTATIMORE.

Te ardhura te tjera qe merren nga burime te ndryshme si aktiviteti ekonomik i sektorit buxhetor, transferim fitimi nga Banka e Shqiperise, etj.

NON-TAX REVENUES.

Are all the other revenues received from such sources as economical activities of the budget sector, transfer payments from the Central Bank of Albania.

SHPENZIMET TOTALE.

Pagesat e pakthyeshme te qeverise per blerjen e mallrave, sherbimeve, per transfertat dhe pagesat e interesave, per realizimin e funksioneve te shtetit.

TOTAL EXPENDITURES.

Are all non-refundable governmental expenditures for the purchase of different products and services, for transfer and interest payments, and for performing of the governmental functions.

SHPENZIMET KORRENTE.

Perfshijne shpenzimet per sherbimet dhe sendet e konsumueshme (te konsumueshme ne me pak se nje vit) qe jane te domosdoshme per kryerjen e operacioneve te qeverise. Subvencionet, pagesat e interesit, etj perfshihen ne kete kategori.

CURRENT EXPENDITURES.

Include all expenditures for services and products of consume (to be consumed within one year) which are necessary for the governmental operations. Subventions, interest payments, etc., are included into this category.

SHPENZIMET KAPITALE.

Perfshijne vetem shpenzimet per sendet dhe sherbimet me afat perdorimi mbi nje vit. Ketu futen pagesat per perfitimin e sendeve me afat te gjate perdorimi, mjetet e kapitalit fiks si dhe pagesat per zevendesimin e mjeteve themelore te shkaterruara.

CAPITAL EXPENDITURES.

Include only expenditures for services and products of consume which are to be consumed for more than one year. Expenditures for acquisition of long life products, fixed assets, as well as substitution of smashed basic assets.

DEFICITI BUXHETOR.

Tejkalimi i shpenzimeve mbi te ardhurat e buxhetit te shtetit.

FINANCIMI I DEFICITIT (CASH).

Perdorimi i fondeve hua per te mbuluar shpenzimet qeveritare qe nuk financohen nga te ardhurat.

FINANCIMI I JASHEM I DEFICITIT.

Perdorimi i burimeve ne formen e detyrimeve neto, te krijuara gjate nje viti fiskal te qeverise ndaj personave jorezidente, institucioneve, qeverive te huaja, etj.

FINANCIMI I BRENDSEHEM I DEFICITIT.

Perdorimi i burimeve ne formen e detyrimeve neto, te krijuara gjate nje viti fiskal te qeverise ndaj personave rezidente, institucioneve brenda vendit etj.



Perfaqeson detyrime te krijuara deri ne vitin fiskal aktual nga operacionet qeveritare dhe i parashikuar per t'u shlyer bashke me interesat ne te ardhmen po nga operacionet qeveritare.

PAGESAT E INTERESIT.

Pagesat e interesit gjate nje viti per te gjithë borxhin publik.

BUDGET DEFICIT.

Is the amount of money by which the governmental expenditures overweight the tax revenues.

FINANCING OF DEFICIT (CASH).

Is the use of loans in order to cover the governmental expenditures, which can not be financed by the tax revenues.

EXTERNAL FINANCING OF DEFICIT.

Is the use of such sources as the net obligations of the government towards foreign individuals, institutions, and governments, created within a fiscal year.

INTERNAL FINANCING OF DEFICIT.

Is the use of such sources as the net obligations of the government towards inside individuals, institutions, created within a fiscal year.



Represents obligations created up until the present fiscal year by various governmental operations. It is supposed to be paid off along with the interests in the future, by some governmental operations, too.

INTEREST PAYMENTS.

Are the annual payments against all the government debt.

NDRYSHIMI.

Eshte konceptuar si rritje ose zvogelim ne % i treguesve gjate nje periudhe kohe krahasuar me periudhen perkatese te vitit paraardhes. Ky ndryshim eshte trajtuar duke i krahasuar treguesit e dy viteve *ne vlera nominale ose reale* (te deflatuara me Indeksin e Çmimeve te Konsumit me baze dhjetor 2001 per te ardhurat e realizuara ne Tatime dhe te deflatura me kursin e kembimit per te ardhurat e realizuara ne dogana).


THE CHANGE.

Is the percentage (%) increase/decrease of the indicators of a specific time period, compared to the corresponding one of the previous year. This change is calculated by comparing the indicators of the above mentioned two years in nominal or real values (deflated by the Consume Price Index of December 2001 for the tax revenues and by the exchange rate for the custom revenues.)

Klasifikimi funksional nderkombetar (COFOG) (Classification of the Functions of Government), I cili eshte paraqitur ne buletin, i ndan shpenzimet ne 14 grupe te medha sipas funksioneve.

The Classification of the Functions of Government (COFOG).

Divides the expenditures in 14 big groups, as presented in the bulletin.



ne milion leke (in million of leks)


Te dhena progresive (Progressive data)

Tab.1a

Nr.	E M E R T I M I	Jan Jan	Shkurt Feb	Mars Mar	Prill April	Maj May	Qer June	Korr July	Gusht Aug	Shta Sept	Plani	%	Plani vjetor	%	
	TOTALI TE ARDHURAVE	13425	28044	45400	60776	76762	93411	109019	125230	142813	146531	97.46	206519	69.15	TOTAL REVENUE
I.	Te ardhura nga ndihmat	449	559	729	733	1180	1277	1218	1457	1507	3256	46.28	6920	21.77	Grants
II.	Te ardhura tatimore	12111	24877	41041	55591	69430	84787	99628	114433	130776	131221	99.66	182242	71.76	Tax Revenue
II.1	Nga Tatimet dhe Doganat	9171	18217	29077	39390	49769	61775	72369	83611	96268	96893	99.36	135222	71.19	From tax offices and customs
1	Tatimi mbi Vleren e Shtuar	4493	8819	13454	18281	23489	28545	33592	38937	45185	45377	99.58	63343	71.33	V.A. T & Turnover Tax
2	Tatimi mbi Fitimin	1197	2551	4867	6105	7756	9101	10720	12144	13672	12000	113.94	16013	85.38	Profit Tax
3	Akczizat	1143	2136	3435	4895	6276	7893	9336	11109	13140	13280	98.95	18279	71.89	Excise Tax
4	Tatimi mbi te Ardhurat Personale	568	1056	1560	2194	2669	3311	3893	4443	5068	5301	95.61	7621	66.50	Personal Income Tax
5	Taksa Nacionale dhe te tjera	692	1343	1928	2525	3136	4900	5486	6296	7061	8753	80.66	12185	57.94	National Taxes and others
6	Taksa Doganore	909	1814	2844	3894	4787	5890	7000	8159	9467	10598	89.33	15593	60.71	Customs Duties
7	Takse e qarkullimit te automjeteve	169	498	988	1496	1656	2135	2342	2522	2676	1584	168.94	2188	122.30	Tax on vehicles
II.2	Te ardhura nga Pushteti Lokal	385	1180	3454	4672	5494	5977	6955	7794	8577	7925	108.22	10355	82.83	Revenues from Local Gov.
1	Tatimi mbi Pasurine(ndertesat)	31	124	355	474	528	643	677	699	749	860	87.14	1100	68.13	Property Tax
2	Tatim mbi token bujqesore	23	45	77	97	122	135	146	195	234	270	86.50	350	66.73	Agriculture Land Tax
3	Tatimi mbi Biznesin e vogel	80	310	1275	1755	1808	1992	2348	2407	2514	2870	87.61	3900	64.47	Small Business Tax
4	Taksa per rregjistrimin e automjeteve	32	112	142	336	461	481	515	530	543	560	96.99	700	77.60	Tax on vehicles registration
5	Taksa Lokale	219	589	1604	2011	2574	2726	3268	3963	4536	3365	134.79	4305	105.37	Local Taxes
II.3	Te ardh. Buxh. Pavarur (kontribute)	2555	5481	8511	11530	14167	17034	20304	23028	25931	26403	98.21	36665	70.72	Social ins. contributions
1	Sigurimi Shoqeror	2360	5036	7783	10538	12962	15581	18540	21045	23691	23997	98.72	33322	71.10	Social Insurance
2	Sigurimi Shendetesor	195	444	727	992	1205	1453	1764	1983	2240	2406	93.11	3343	67.01	Health insurance
III.	Te ardhura Jotatimore	865	2608	3629	4451	6151	7348	8174	9339	10530	12054	87.36	17357	60.67	Nontax Revenue
1	Tran.Fitimi nga Banka e Shqiperise	0	434	804	804	1836	2256	2616	3026	3466	4250	81.53	5950	58.25	Profit transfer from BOA
2	Te ardhura nga Inst.Buxhetore	629	1836	2290	2979	3533	4091	4376	4943	5460	6260	87.22	8900	61.35	Income of budgetary institutions
3	Te tjera	237	339	535	669	783	1002	1183	1370	1604	1543	103.97	2507	63.99	Other/not allocated
	TOTALI I SHPENZIMEVE	12345	29565	46814	64680	83010	102879	123234	140682	161795	167880	96.38	248676	75.06	TOTAL EXPENDITURE
I.	Shpenzime Korrente	11407	26397	41968	57570	73304	89714	107260	121716	138951	137045	101.39	192861	62.65	Current Expenditures
1	Personeli	3550	7817	12036	16127	20344	24581	29593	33571	38126	38239	99.70	55230	69.03	Personnel expenditures
	Paga	2909	6180	9484	12710	16010	19367	23427	26553	30155	29763	101.32	43266	69.70	Wages
	Kontributi per Sigurime Shoqerore	641	1637	2552	3416	4334	5215	6166	7018	7970	8286	96.19	11500	69.31	Social insurance contributions
2	Interesat	2405	4067	7036	8989	11051	13155	15940	17972	20576	22942	89.69	29867	68.89	Interest
	Te Brendshme	2315	3817	6750	8520	10447	12281	14965	16834	19384	21247	91.23	27282	71.05	Domestic
	Te Huaja	90	250	286	470	605	874	975	1137	1192	1695	70.31	2585	46.10	Foreign
3	Shpenzime Operative Mirembajtje	381	2532	4491	6442	8738	11031	13540	14530	16744	14915	112.26	21952	76.28	Operational & Maintenance
4	Subveclonet	95	252	598	1206	1367	1729	1937	2159	2564	1851	138.49	2735	93.75	Subsidies
5	dhe te tjera	4371	8476	12659	16973	21240	26185	30886	35867	40600	40777	99.37	55172	73.59	Social insurance outlays
	Sigurime Shoqerore	3625	7143	10781	14605	18424	22758	26986	31534	35781	36485	98.07	49279	72.61	Social insurance
	Sigurime Shendetesore	746	1333	1879	2368	2816	3427	3900	4334	4819	4292	112.29	5893	81.77	Health insurance
6	Shpenzime per Buxhetin Lokal	527	1801	2969	4574	6436	8045	9589	11017	12941	11079	116.80	17655	73.30	Local budget expenditure
	Buxheti lokal (Granti)	383	871	1477	2106	2840	3400	4024	4548	5317	4971	106.95	7300	72.83	Local Budget (Grant)
	Buxheti lokal (Te ardhurat e veta)	144	930	1492	2469	3596	4645	5565	6469	7624	6108	124.82	10355	73.63	Local Budget (Proper revenues)
7	Shpenzime te tjera	78	1452	2179	3258	4127	4988	5776	6601	7402	7242	102.21	10250	72.21	Other expenditures
	Pagesa e Papunesise	59	125	226	299	372	452	515	593	673	671	100.29	1010	66.69	Unemployment insurance benefits
	Ndihma Ekonomike	19	1327	1953	2958	3755	4536	5262	6008	6728	6570	102.41	8980	74.92	Social assistance
II.	Fondi Rezerve										2430		5100		Reserve fund/contingency
III.	Shpenzime Kapitale	938	3167	4845	7110	9706	13165	15973	18966	22844	28405	80.42	50515	45.22	Capital expenditures
	Financimi Brendshem	0	1063	1899	3446	5455	8240	10401	12692	15447	15562	99.26	27955	55.26	Domestically financing
	Financimi Huaj	938	2104	2947	3664	4251	4925	5572	6274	7397	12843	57.59	22560	32.79	Foreign financed
	DEFICITI	1080	-1520	-1413	-3904	-6249	-9468	-14214	-15452	-18983	-21350	88.91	-42157	45.03	Cash balance
	FINANCIMI DEFICITIT	-1080	1520	1413	3904	6249	9468	14214	15452	18983	21350	88.91	42157	45.03	Financing (Cash)
	Brendshem	-1361	391	-267	1534	3992	7348	11632	12595	15186	13502	112.47	28312	53.64	Domestic
	Te ardhura nga privatizimi	190	254	382	408	439	617	800	812	827	2462	33.58	4951	16.70	Privatization receipts
	Hua-marje e brendeshme	1909	3208	4610	6596	7704	10477	11945	12715	14857	11040	134.57	23362	63.60	Domestic borrowing
	Te tjera	-3459	-3071	-5259	-5470	-4151	-3746	-1113	-932	-498					Other
I	Huaj	281	1129	1681	2370	2257	2120	2583	2857	3796	7847	48.38	13844	27.42	Foreign
	Hua afatgjate(marje)	483	1544	2084	3007	3330	3479	4092	4418	5735	9887	58.01	17560	32.66	Long-term Loan(Drawings)
	Ndryshimi i gjendjes se arkesh	6	7	135	-60	-178	172	259	411	155					Chang. of stat. Account
	Ripagesat	-209	-422	-538	-577	-895	-1531	-1768	-1972	-2094	-3120	67.12	-4796	43.66	Repayments
	KAPITULI KRYESORE														Main indicators
	Financimi i Brendshem i Deficitit	-1361	391	-267	1534	3992	7348	11632	12595	15186					Domestically financed deficit
	Deficiti Pergjithshem	1080	-1520	-1413	-3904	-6249	-9468	-14214	-15452	-18983					Overall Balance
	Te ardh. - Shpen. nga Sig. Shoq. dhe Shend.	-1817	-2995	-4149	-5444	-7073	-9150	-10582	-12840	-14669					Soc.& health insur.contr.-outlays

* Përfaqëson ndryshimin ne Deposites se Financimeve te Huaja

* Stands for the change in Foreign Financing Deposit



ne milion leke (in million of leks)


te dhena mujore (monthly data)

Tab.1b

Nr.	E M E R T I M I	Jan	Shkurt	Mars	Prill	Maj	Qersh	Korrik	Gusht	Shta	Diferenca	Plani	%	
		Jan	Feb	Mar	April	May	June	July	Aug	Sep	Fakt-Plan			
	TOTALI TE ARDHURAVE	13425	14620	17356	15376	15986	16649	15608	16210	17583	-589	18172	96.76	TOTAL REVENUE
I.	Te ardhura nga ndihmat	449	110	171	4	447	96	-59	240	49	-582	631	7.83	Grants
II.	Te ardhura tatimore	12111	12767	16164	14550	13839	15356	14841	14805	16343	203	16140	101.26	Tax Revenue
II.1	Nga Tatimet dhe Doganat	9171	9046	10860	10313	10379	12006	10594	11242	12658	764	11893	106.43	From tax off. and customs
1	Tatimi mbi Vleren e Shtuar	4493	4326	4635	4827	5208	5056	5047	5345	6247	684	5563	112.30	V.A. T & Turnover Tax
2	Tatimi mbi Fitimin	1197	1354	2316	1238	1651	1345	1619	1424	1528	178	1350	113.19	Profit Tax
3	Alkizatz	1143	993	1299	1460	1381	1617	1443	1773	2031	315	1716	118.36	Excise Tax
5	Tatimi mbi te Ardhurat Personale	568	488	504	634	474	642	582	550	625	-23	648	96.41	Personal Income Tax
6	Taksa Nacionale dhe te tjera	692	651	585	597	612	1763	586	811	764	-117	881	86.72	National Taxes and others
7	Taksa Doganore	909	905	1030	1050	893	1104	1110	1158	1308	-226	1534	85.27	Customs Duties
8	Takse e qarkullimit te automjeteve	169	328	491	507	161	479	206	180	154	-47	201	76.58	Tax on vehicles
II.2	Te ardhura nga Pushteti Lokal	385	795	2274	1218	822	483	978	839	782	-104	886	88.26	Revenues from Local Gov.
1	Tatimi mbi Pasurine	31	93	232	119	54	115	34	22	50	-40	90	55.75	Property Tax
2	Tatim mbi token bujqesore	23	22	32	20	26	13	12	48	39	4	35	110.48	Agriculture Land Tax
3	Tatimi mbi Biznesin e vogel	80	230	965	480	54	183	357	59	108	-242	350	30.74	Small Business Tax
4	Taksa per regjistrimin e automjeteve	32	80	31	193	125	20	34	15	13	-37	50	25.94	Tax on vehicles registration
5	Taksa Lokale	219	370	1015	406	564	152	542	695	573	212	361	158.60	Local Taxes
II.3	Te ardh. Buxh. Pavarur (kontribute)	2555	2926	3030	3019	2637	2867	3269	2724	2903	-457	3360	86.40	Social ins. contributions
1	Sigurimi Shoqeror	2360	2676	2747	2754	2425	2619	2958	2505	2646	-390	3036	87.15	Social Insurance
2	Sigurimi Shendetor	195	250	283	265	213	248	311	219	257	-67	324	79.41	Health insurance
III.	Te ardhura Jotatimore	865	1743	1021	822	1700	1197	826	1165	1191	-211	1402	84.96	Nontax Revenue
1	Tran.Fitimi nga Banka e Shqiperise	0	434	370	0	1032	420	360	410	440	-10	450	97.69	Profit transfer from BOA
2	Te ardhura nga Inst.Buxhetore	629	1207	454	689	554	558	285	568	517	-234	751	68.82	Income of budgetary institutions
3	Te tjera	237	102	197	133	114	219	181	187	234	34	200	116.91	Other/not allocated
	TOTALI I SHPENZIMEVE	12345	17220	17249	17866	18331	19869	20354	17448	21114	-1175	22289	94.73	TOTAL EXPENDITURE
I.	Shpenzime Korrente	11407	14991	15571	15602	15734	16410	17546	14456	17235	-112	17347	99.36	Current Expenditures
1	Personeli	3550	4267	4219	4091	4217	4237	5011	3978	4555	-55	4610	98.81	Personnel expenditures
	Paga	2909	3271	3304	3226	3299	3357	4060	3126	3602	141	3461	104.08	Wages
	Kontributi per Sigurime Shoqerore	641	996	915	865	918	880	951	852	952	-126	1079	88.30	Social insurance contributions
2	Interesat	2405	1662	2969	1954	2062	2104	2785	2032	2604	-699	3303	78.84	Interest
	Te Brendshme	2315	1502	2933	1770	1927	1834	2684	1869	2550	-650	3200	79.67	Domestic
	Te Huaja	90	161	36	184	135	269	101	162	55	-48	103	52.98	Foreign
3	Shpenzime Operative Mirembajtje	381	2152	1959	1951	2296	2293	2509	990	2214	169	2045	108.27	Operational & Maintenance
4	Subveconet	95	157	345	608	161	362	208	222	406	136	270	150.23	Subsidies
5	Shpenzime per Sig.Sociale dhe transferime te tjera	4371	4105	4184	4314	4267	4944	4702	4981	4733	-27	4759	99.44	Social insurance outlays
	Sigurime Shoqerore	3625	3518	3638	3824	3819	4333	4229	4547	4247	-4	4251	99.92	Social insurance
	Sigurime Shendetore	746	587	545	490	448	611	473	434	485	-23	508	95.43	Health insurance
6	Shpenzime per Buxhetin Lokal	527	1274	1168	1605	1862	1609	1544	1428	1924	337	1586	121.27	Local budget expenditure
	Buxheti lokal (Granti)	383	488	606	629	734	560	624	524	769	24	744	103.24	Local Budget (Grant)
	Buxheti lokal (Te ardhurat e veta)	144	786	562	976	1128	1049	920	904	1155	313	842	137.21	Local Budget (Proper revenues)
7	Shpenzime te tjera	78	1374	727	1079	870	861	788	825	801	27	774	103.49	Other expenditures
	Pagesa e Papunesias	59	66	101	74	73	80	63	79	80	14	67	120.30	Unemployment insurance benefits
	Ndihma Ekonomike	19	1308	626	1005	797	781	726	746	720	13	707	101.90	Social assistance
	Fondi Rezerve													Reserve fund/contingency
II.	Shpenzime Kapitale	938	2229	1678	2265	2596	3459	2808	2992	3878	-594	4472	86.73	Capital expenditures
	Financimi Brendshem	0	1063	836	1547	2009	2785	2161	2290	2755	100	2655	103.76	Domestically financing
	Financimi Huaj	938	1166	843	718	587	675	647	702	1123	-693	1816	61.82	Foreign financed
	DEFICITI	1080	-2600	107	-2491	-2344	-3219	-4746	-1238	-3531	586	-4117	85.76	Cash balance
	FINANCIMI DEFICITIT	-1080	2600	-107	2491	2344	3219	4746	1238	3531	-586	4117	85.76	Financing (Cash)
	Brendshem	-1361	1752	-658	1801	2458	3356	4284	963	2591	-397	2988	86.71	Domestic
	Te ardhura nga privatizimi	190	65	128	26	31	177	183	13	14	-665	680	2.09	Privatization receipts
	Hua-marrije e brendeshme	1909	1299	1402	1986	1108	2773	1468	770	2143	-166	2309	92.82	Domestic borrowing
	Te tjera	-3459	388	-2188	-211	1319	405	2633	181	434				Other
I Huaj	281	848	551	689	-113	-137	463	274	939	-189	1128	83.25	Foreign	
	Hua afatgjate(e marre)	483	1061	539	923	323	149	614	326	1318	-168	1485	88.71	Long-term Loan(Drawings)
	Ndryshimi i gjendjes se arkës*	6	1	128	-195	-118	351	86	152	-256				Chang. of stat. Account
	Ripagesat	-209	-213	-116	-39	-318	-636	-237	-204	-122	235	-357	34.18	Repayments
	KAPITULT KRYESORE													Main indicators
	Financimi i Brendshem i Deficitit	-1361	1752	-658	1801	2458	3356	4284	963	2591				Domestically financed deficit
	Deficiti Pergjithshem	1080	-2600	107	-2491	-2344	-3219	-4746	-1238	-3531				Overall Balance
	Te ardh. - Shpen. nga Sig. Shoq. dhe Shend.	-1817	-1178	-1154	-1295	-1629	-2077	-1432	-2257	-1830				Soc.& health insur.contr.-outlays

* Perfaqeson ndryshimin ne Deposites se Financimeve te Huaja

* Stands for the change in Foreign Financin Deposit




ne milion leke (in million of leks)

muajore (monthly)

Tab.1.c

Nr.	E M E R T I M I	Jan Jan	Plan	%	Shkurt Feb	Plan	%	Mars Mar	Plan	%	Prill April	Plan	%	Maj May	Plan	%	Qersh June	Plan	%	Korrik July	Plan	%	Gusht Aug	Plan	%	Shta Sep	Plan	%	
	TOTALI TE ARDHURAVE	13425	13214	101.6	14620	15199	96.19	17356	16459	105.4	15376	16733	91.9	15986	16268	98.3	16649	17141	97.1	15608	16821	92.8	16210	16523	98.1	17583	18172	96.8	TOTAL REVENUE
I.	Te ardhura nga ndihmat	449	296	151.6	110	395	27.87	171	267	63.9	4	384	1.0	447	153	292.4	96	415	23.2	-59	366	-16.1	240	350	68.5	49	631	7.8	Grants
II.	Te ardhura tatimore	12111	12043	100.6	12767	13492	94.63	16164	14862	108.8	14550	14681	99.1	13839	14772	93.7	15356	15303	100.3	14841	15129	98.1	14805	14800	100.0	16343	16140	101.3	Tax Revenue
II.1	Nga Tatimet dhe Doganat	9171	8777	104.5	9046	9684	93.41	10860	10660	101.9	10313	10790	95.6	10379	11299	91.9	12006	11335	105.9	10594	11292	93.8	11242	11162	100.7	12658	11893	106.4	From tax off. and customs
1	Tatimi mbi Vleren e Shtuar	4493	4314	104.1	4326	4635	93.34	4635	5001	92.7	4827	4974	97.1	5208	5196	100.2	5056	5254	96.2	5047	5206	97.0	5345	5234	102.1	6247	5563	112.3	V.A. T & Turnover Tax
2	Tatimi mbi Fitimin	1197	1140	105.0	1354	1260	107.46	2316	1350	171.5	1238	1400	88.4	1651	1500	110.0	1345	1400	96.1	1619	1350	120.0	1424	1250	113.9	1528	1350	113.2	Profit Tax
3	Akcizat	1143	1115	102.5	993	1148	86.52	1299	1256	103.5	1460	1431	102.1	1381	1589	86.9	1617	1755	92.1	1443	1685	85.6	1773	1586	111.8	2031	1716	118.4	Excise Tax
5	Tatimi mbi te Ardhurat Personale	568	468	121.4	488	478	102.28	504	529	95.3	634	628	101.0	474	581	81.5	642	681	94.3	582	671	86.8	550	617	89.1	625	648	96.4	Personal Income Tax
6	Taksa Nacionale dhe te tjera	692	800	86.5	651	1078	60.37	585	1200	48.7	597	1131	52.8	612	1095	55.9	1763	972	181.4	586	742	79.0	811	853	95.0	764	881	86.7	National Taxes and others
7	Taksa Doganore	909	828	109.8	905	938	96.44	1030	1068	96.5	1050	1056	99.4	893	1133	78.8	1104	1126	98.0	1110	1459	76.1	1158	1456	79.6	1308	1534	85.3	Customs Duties
8	Takse e qarkullimit te automjeteve	169	113	150.1	328	147	223.29	491	256	191.8	507	171	296.5	161	204	78.9	479	147	325.7	206	179	115.3	180	166	108.5	154	201	76.6	Tax on vehicles
II.2	Te ardhura nga Pushteti Lokal	385	621	62.0	795	942	84.36	2274	1315	173.0	1218	1067	114.1	822	632	130.2	483	899	53.8	978	834	117.2	839	730	114.9	782	886	88.3	Revenues from Local Gov.
1	Tatimi mbi Pasurine	31	60	51.2	93	100	92.91	232	170	136.3	119	120	98.9	54	80	67.0	115	90	128.3	34	70	48.5	22	80	27.7	50	90	55.8	Property Tax
2	Tatim mbi token bujqesore	23	15	154.1	22	20	109.59	32	25	127.6	20	30	65.3	26	30	86.2	13	35	35.9	12	40	28.9	48	40	121.0	39	35	110.5	Agriculture Land Tax
3	Tatimi mbi Biznesin e vogel	80	250	32.1	230	270	85.23	965	400	241.2	480	400	119.9	54	100	53.7	183	400	45.8	357	400	89.2	59	300	19.5	108	350	30.7	Small Business Tax
4	Taksa per rregjistrimin e automjeteve	32	60	53.2	80	70	113.74	31	90	34.2	193	100	193.3	125	50	250.8	20	40	50.8	34	50	67.3	15	50	30.4	13	50	25.9	Tax on vehicles registration
5	Taksa Lokale	219	236	92.8	370	482	76.78	1015	630	161.2	406	417	97.5	564	372	151.7	152	334	45.5	542	274	197.7	695	260	267.0	573	361	158.6	Local Taxes
II.3	Te ardh Buxh. Pavarur (kontribute)	2555	2644	96.6	2926	2866	102.11	3030	2888	104.9	3019	2824	106.9	2637	2842	92.8	2867	3069	93.4	3269	3003	108.9	2724	2907	93.7	2903	3360	86.4	Social ins. contributions
1	Sigurimi Shoqeror	2360	2412	97.8	2676	2599	102.98	2747	2627	104.6	2754	2577	106.9	2425	2589	93.6	2619	2773	94.5	2958	2736	108.1	2505	2648	94.6	2646	3036	87.1	Social Insurance
2	Sigurimi Shendetesor	195	232	83.8	250	267	93.60	283	261	108.3	265	247	107.3	213	253	84.1	248	296	83.8	311	267	116.4	219	259	84.5	257	324	79.4	Health insurance
III.	Te ardhura Jotatimore	865	875	98.9	1743	1313	132.73	1021	1330	76.8	822	1668	49.3	1700	1343	126.6	1197	1424	84.1	826	1326	62.3	1165	1373	84.9	1191	1402	85.0	Nontax Revenue
1	Tran.Fitimi nga Banka e Shqiperise	0	200	0.0	434	550	78.82	370	550	67.3	0	700	0.0	1032	450	229.3	420	450	93.3	360	450	80.0	410	450	91.1	440	450	97.7	Profit transfer from BOA
2	Te ardhura nga Inst.Buxhetore	629	580	108.4	1207	648	186.32	454	665	68.3	689	850	81.0	554	691	80.1	558	660	84.6	285	679	41.9	568	736	77.1	517	751	68.8	Income of budgetary institutions
3	Te tjera	237	95	249.0	102	115	88.65	197	115	171.2	133	118	113.0	114	202	56.4	219	314	69.7	181	197	92.1	187	187	100.2	234	200	116.9	Other/not allocated



ne milion leke (in million of leks)

progressive (progressive)

Tab.1.1c

Nr.	E M E R T I M I	Jan Jan	Plan	%	Shkurt Feb	Plan	%	Mars Mar	Plan	%	Prill April	Plan	%	Maj May	Plan	%	Qersh June	Plan	%	Korrik July	Plan	%	Gusht Aug	Plan	%	Shta Sep	Plan	%	
I.	TOTALI TE ARDHURAVE	13425	13214	101.6	28044	28413	98.7	45400	44872	101.2	60776	61605	98.7	76762	77873	98.6	93411	95015	98.3	109019	111836	97.5	125230	128358	97.6	142813	146531	97.5	TOTAL REVENUE
	Te ardhura nga ndihmat	449	296	151.6	559	691	80.9	729	958	76.2	733	1342	54.6	1180	1495	79.0	1277	1909	66.9	1218	2275	53.5	1457	2625	55.5	1507	3256	46.3	Grants
II.	Te ardhura tatimore	12111	12043	100.6	24877	25534	97.4	41041	40397	101.6	55591	55078	100.9	69430	69850	99.4	84787	85153	99.6	99628	100282	99.3	114433	115081	99.4	130776	131221	99.7	Tax Revenue
II.1	Nga Tatimet dhe Doganat	9171	8777	104.5	18217	18461	98.7	29077	29121	99.8	39390	39911	98.7	49769	51210	97.2	61775	62345	98.8	72369	73837	98.0	83611	84999	98.4	96268	96893	99.4	From tax off. and customs
1	Tatimi mbi Vleren e Shtuar	4493	4314	104.1	8819	8949	98.5	13454	13950	96.4	18281	18924	96.6	23489	24120	97.4	28545	29374	97.2	33592	34580	97.1	38937	39814	97.8	45185	45377	99.6	V.A. T & Turnover Tax
2	Tatimi mbi Fitimin	1197	1140	105.0	2551	2400	106.3	4867	3750	129.8	6105	5150	118.5	7756	6650	116.6	9101	8050	113.1	10720	9400	114.0	12144	10650	114.0	13672	12000	113.9	Profit Tax
3	Akcizat	1143	1115	102.5	2136	2263	94.4	3435	3519	97.6	4895	4949	98.9	6276	6538	96.0	7893	8293	95.2	9336	9978	93.6	11109	11564	96.1	13140	13280	98.9	Excise Tax
5	Tatimi mbi te Ardhurat Personale	568	468	121.4	1056	945	111.7	1560	1474	105.8	2194	2102	104.4	2669	2684	99.4	3311	3365	98.4	3893	4036	96.5	4443	4653	95.5	5068	5301	95.6	Personal Income Tax
6	Taksa Nacionale dhe te tjera	692	800	86.5	1343	1878	71.5	1928	3078	62.6	2525	4209	60.0	3136	5304	59.1	4900	6276	78.1	5486	7018	78.2	6296	7872	80.0	7061	8753	80.7	National Taxes and others
7	Taksa Doganore	909	828	109.8	1814	1766	102.7	2844	2834	100.4	3894	3890	100.1	4787	5023	95.3	5890	6149	95.8	7000	7608	92.0	8159	9064	90.0	9467	10598	89.3	Customs Duties
8	Takse e qarkullimit te automjeteve	169	113	150.1	498	260	191.5	988	516	191.6	1496	687	217.7	1656	891	185.9	2135	1038	205.7	2342	1217	192.4	2522	1383	182.4	2676	1584	168.9	Tax on vehicles
II.2	Te ardhura nga Pushteti Lokal	385	621	62.0	1180	1563	75.5	3454	2878	120.0	4672	3945	118.4	5494	4576	120.1	5977	5475	109.2	6955	6309	110.2	7794	7039	110.7	8577	7925	108.2	Revenues from Local Gov.
1	Tatimi mbi Pasurine	31	60	51.2	124	160	77.3	355	330	107.7	474	450	105.3	528	530	99.6	643	620	103.7	677	690	98.1	699	770	90.8	749	860	87.1	Property Tax
2	Tatim mbi token bujqesore	23	15	154.1	45	35	128.7	77	60	128.2	97	90	107.3	122	120	102.0	135	155	87.1	146	195	75.1	195	235	82.9	234	270	86.5	Agriculture Land Tax
3	Tatimi mbi Biznesin e vogel	80	250	32.1	310	520	59.7	1275	920	138.6	1755	1320	132.9	1808	1420	127.3	1992	1820	109.4	2348	2220	105.8	2407	2520	95.5	2514	2870	87.6	Small Business Tax
4	Taksa per rregjistrimin e automjeteve	32	60	53.2	112	130	85.8	142	220	64.7	336	320	104.9	461	370	124.6	481	410	117.4	515	460	112.0	530	510	104.0	543	560	97.0	Tax on vehicles registration
5	Taksa Lokale	219	236	92.8	589	718	82.0	1604	1348	119.0	2011	1765	114.0	2574	2136	120.5	2726	2470	110.4	3268	2744	119.1	3963	3004	131.9	4536	3365	134.8	Local Taxes
II.3	Te ardh Buxh. Pavarur (kontribute)	2555	2644	96.6	5481	5510	99.5	8511	8398	101.3	11330	11222	102.7	14167	14064	100.7	17034	17133	99.4	20304	20136	100.8	23028	23043	99.9	25931	26403	98.2	Social ins. contributions
1	Sigurimi Shoqeror	2360	2412	97.8	5036	5011	100.5	7783	7638	101.9	10538	10215	103.2	12962	12804	101.2	15581	15577	100.0	18540	18313	101.2	21045	20961	100.4	23691	23997	98.7	Social Insurance
2	Sigurimi Shendetesor	195	232	83.8	444	499	89.1	727	760	95.7	992	1007	98.5	1205	1260	95.6	1453	1556	93.4	1764	1823	96.8	1983	2082	95.2	2240	2406	93.1	Health insurance
III.	Te ardhura Jotatimore	865	875	98.9	2608	2188	119.2	3629	3518	103.2	4451	5186	85.8	6151	6529	94.2	7348	7953	92.4	8174	9279	88.1	9339	10652	87.7	10530	12054	87.4	Nontax Revenue
1	Tran.Fitimi nga Banka e Shqiperise	0	200	0.0	434	750	57.8	804	1300	61.8	804	2000	40.2	1836	2450	74.9	2256	2900	77.8	2616	3350	78.1	3026	3800	79.6	3466	4250	81.5	Profit transfer from BOA
2	Te ardhura nga Inst.Buxhetore	629	580	108.4	1836	1228	149.5	2290	1893	121.0	2979	2743	108.6	3533	3434	102.9	4091	4094	99.9	4376	4773	91.7	4943	5509	89.7	5460	6260	87.2	Income of budgetary institutions
3	Te tjera	237	95	249.0	339	210	161.2	535	325	164.7	669	443	151.0	783	645	121.4	1002	959	104.4	1183	1156	102.3	1370	1343	102.0	1604	1543	104.0	Other/not allocated



ne milion leke (in million of leks)

mujore (monthly)

Tab.1.d

E M E R T I M I				Jan Jan	Plan	%	Shkurt Feb	Plan	%	Mars Mar	Plan	%	Prill April	Plan	%	Maj May	Plan	%	Qersh June	Plan	%	Korrik July	Plan	%	Gusht Aug	Plan	%	Shta Sep	Plan	%	
I.	TOTALI I SHPENZIMEVE			12345	13031	94.7	17220	15807	108.9	17249	18765	91.9	17866	17958	99.5	18331	19326	94.9	19869	20362	97.6	20354	21110	96.4	17448	19232	90.7	21114	22289	94.7	TOTAL EXPENDITURE
	Shpenzime Korrente			11407	11737	97.2	14991	13872	108.1	15571	15656	99.5	15602	14759	105.7	15734	15201	103.5	16410	15995	102.6	17546	17408	100.8	14456	15070	95.9	17235	17347	99.4	Current Expenditures
	Personeli			3550	3610	98.3	4267	4042	105.6	4219	4241	99.5	4091	4101	99.8	4217	4241	99.4	4237	4319	98.1	5011	5091	98.4	3978	3984	99.9	4555	4610	98.8	Personnel expenditures
	Paga			2909	2950	98.6	3271	3081	106.2	3304	3280	100.7	3226	3228	99.9	3299	3284	100.5	3357	3392	99.0	4060	4028	100.8	3126	3059	102.2	3602	3461	104.1	Wages
	Kontributi per Sigurime Shoqerore			641	660	97.1	996	961	103.6	915	961	95.2	865	873	99.1	918	957	95.9	880	927	95.0	951	1003	94.9	852	865	98.5	952	1079	88.3	Social insurance contributions
	Interesat			2405	2469	97.4	1662	1883	88.3	2969	3147	94.3	1954	2042	95.7	2062	2341	88.1	2104	2291	91.8	2785	3079	90.4	2032	2387	85.1	2604	3303	78.8	Interest
	Te Brendshme			2315	2365	97.9	1502	1630	92.1	2933	3070	95.5	1770	1880	94.1	1927	2020	95.4	1834	1972	93.0	2684	2975	90.2	1869	2135	87.6	2550	3200	79.7	Domestic
	Te Huaja			90	104	86.2	161	253	63.5	36	77	46.4	184	162	113.3	135	321	42.1	269	319	84.4	101	104	96.8	162	252	64.5	55	103	53.0	Foreign
	Shpenzime Operative Mirembajtje			381	605	62.9	2152	1663	129.4	1959	1696	115.5	1951	1726	113.0	2296	1965	116.9	2293	1886	121.6	2509	1836	136.7	990	1494	66.3	2214	2045	108.3	Operational & Maintenance
	Subvecionet			95	185	51.5	157	259	60.6	345	329	105.0	608	135	449.1	161	128	125.6	362	166	217.9	208	201	103.1	222	177	125.1	406	270	150.2	Subsidies
II.	dhe transferime te tjera			4371	4289	101.9	4105	4320	95.0	4184	4398	95.1	4314	4409	97.8	4267	4415	96.6	4944	4681	105.6	4702	4776	98.4	4981	4729	105.3	4733	4759	99.4	Social insurance outlays
	Sigurime Shoqerore			3625	3893	93.1	3518	3902	90.2	3638	3906	93.1	3824	3922	97.5	3819	3937	97.0	4333	4195	103.3	4229	4234	99.9	4547	4245	107.1	4247	4251	99.9	Social insurance
	Sigurime Shendetsores			746	396	188.4	587	418	140.4	545	492	110.8	490	487	100.5	448	478	93.7	611	486	125.6	473	542	87.3	434	484	89.7	485	508	95.4	Health insurance
	Shpenzime per Buxhetin Lokal			527	423	124.5	1274	656	194.1	1168	984	118.6	1605	1387	115.8	1862	1366	136.2	1609	1660	96.9	1544	1696	91.0	1428	1319	108.3	1924	1586	121.3	Local budget expenditure
	Buxheti lokal (Granti)			383	205	186.4	488	326	149.5	606	581	104.3	629	614	102.4	734	620	118.4	560	730	76.7	624	666	93.7	524	484	108.3	769	744	103.2	Local Budget (Grant)
	Buxheti lokal (Te ardhurat e veta)			144	218	66.2	786	330	238.2	562	403	139.4	976	772	126.4	1128	746	151.1	1049	930	112.7	920	1030	89.3	904	835	108.2	1155	842	137.2	Local Budget (Proper revenues)
	Shpenzime te tjera			78	155	50.1	1374	1048	131.1	727	860	84.5	1079	959	112.5	870	745	116.7	861	991	86.8	788	729	108.1	825	980	84.1	801	774	103.5	Other expenditures
	Pagesa e Papunesise			59	55	107.3	66	76	86.5	101	81	124.3	74	74	99.2	73	83	87.6	80	83	97.1	63	75	83.8	79	78	100.5	80	67	120.3	Unemployment insurance benefits
	Ndihma Ekonomike			19	100	18.6	1308	952	137.4	626	757	82.8	1005	863	116.5	797	640	124.5	781	887	88.0	726	631	114.9	746	879	84.9	720	707	101.9	Social assistance
	Fondi Rezerve				50			60			510		350			200				550			170			70					
Shpenzime Kapitale			938	1244	75.4	2229	1875	118.9	1678	2599	64.6	2265	2849	79.5	2596	3925	66.2	3459	3817	90.6	2808	3531	79.5	2992	4093	73.1	3878	4472	86.7	Capital expenditures	
Financimi Brendshem			0	339	0.0	1063	803	132.4	836	1435	58.2	1547	1695	91.3	2009	1703	118.0	2785	2263	123.0	2161	2277	94.9	2290	2391	95.8	2755	2655	103.8	Domestically financing	
Financimi Huaj			938	905	103.7	1166	1072	108.7	843	1164	72.4	718	1154	62.2	587	2221	26.4	675	1554	43.4	647	1254	51.6	702	1702	41.2	1123	1816	61.8	Foreign financed	

ne milion leke (in million of leks)*mujore (monthly)*


Tab.1.e

ne milion leke (in million of leks)

progresive (progresive)

Tab.1.1e

Nr.	E M E R T I M I	Jan		Plan	%	Shkurt		Plan	%	Mars		Plan	%	Prill		Plan	%	Maj		Plan	%	Qersh		Plan	%	Korrik		Plan	%	Gusht		Plan	%	Shta		Plan	%	
		Jan	Plan			Shkurt	Plan			Mars	Plan			Prill	Plan			Maj	Plan			Qersh	Plan			Korrik	Plan			Gusht	Plan			Shta	Plan			
	DEFICITI	1080	182	592.2	-1520	-426	357.2	-1413	-2732	51.7	-3904	-3957	98.7	-6249	-7014	89.1	-9468	-10235	92.5	-14214	-14523	97.9	-15452	-17233	89.7	-18983	-21350	88.9	Cash balance									
	FINANCIMI DEFICITIT	-1080	-182	592.2	1520	426	357.2	1413	2732	51.7	3904	3957	98.7	6249	7014	89.1	9468	10235	92.5	14214	14523	97.9	15452	17233	89.7	18983	21350	88.9	Financing (Cash)									
	Brendshem	-1361	-520	261.9	391	-355	-110.1	-267	1299	-20.6	1534	1582	97.0	3992	2608	153.1	7348	5250	140.0	11632	8922	130.4	12595	10514	119.8	15186	13502	112.5	Domestic									
	Te ardhura nga privatizimi	190	70	271.1	254	160	158.9	382	331	115.3	408	521	78.4	439	731	60.1	617	932	66.2	800	1332	60.0	812	1782	45.6	827	2462	33.6	Privatization receipts									
	Hua- marrje e brendeshme	1909	-590	-323.8	3208	-515	-622.7	4610	967	476.6	6596	1061	621.6	7704	1877	410.5	10477	4318	242.6	11945	7590	157.4	12715	18732	145.6	14857	11040	134.6	Domestic borrowing									
	Te tjera	-3459			-3071		-5259				-5470		-4151			-3746				-1113		-932		-498				Other										
	I Hua	281	337	83.3	1129	781	144.6	1681	1433	117.3	2370	2375	99.8	2257	4407	51.2	2120	4985	42.5	2583	5601	46.1	2857	6719	42.5	3796	7847	48.4	Foreign									
	Hua afatgjate(e marre)	483	609	79.4	1544	1287	120.0	2084	2184	95.4	3007	2954	101.8	3330	5023	66.3	3479	6162	56.5	4092	8130	50.3	4418	9482	46.6	5735	9887	58.0	Long-term Loan(Drawings)									
	Ndryshimi i gjendjes se arkies*	6	0		7	0	135	0			-60	0	-178	0		172	0		259	0	411	0	155	0					Chang. of stat. Account									
	Ripagesat	-209	-272	76.7	-422	-506	83.3	-538	-751	71.6	-577	-779	74.1	-895	-1296	69.1	-1531	-2257	67.8	-1768	-2529	69.9	-1972	-2763	71.4	-2094	-3120	67.1	Repayments									



ne milion leke (in million of leks)


Progressive (Progressive data)

Tab. 1.2a

Nr.	E M E R T I M I	Jan Jan	Shku Feb	Mars March	Prill April	Maj May	Qer June	Korr July	Gusht Aug	Shta Sept	
I.	TOTALI TE ARDHURAVE	13,425	28,044	45,400	60,776	76,762	93,411	109,019	125,230	142,813	TOTAL REVENUE
I.	Ndihma	449	559	729	733	1,180	1,277	1,218	1,457	1,507	Grants
II.	Te ardhura tatimore	12,111	24,877	41,041	55,591	69,430	84,787	99,628	114,433	130,776	Tax Revenue
II.1	Nga Tatimet dhe Doganat	9,171	18,217	29,077	39,390	49,769	61,775	72,369	83,611	96,268	From tax offices and customs
1	Tatimi mbi Vleren e Shtuar	4,493	8,819	13,454	18,281	23,489	28,545	33,592	38,937	45,185	V. A. T
2	Tatimi mbi Fitimin	1,197	2,551	4,867	6,105	7,756	9,101	10,720	12,144	13,672	Profit Tax
3	Akczizat	1,143	2,136	3,435	4,895	6,276	7,893	9,336	11,109	13,140	Excise Tax
4	Tatimi mbi te Ardhurat Personale	568	1,056	1,560	2,194	2,669	3,311	3,893	4,443	5,068	Personal Income Tax
5	Taksa Nacionale dhe te tjera	861	1,840	2,916	4,020	4,793	7,035	7,827	8,818	9,736	National Taxes and others
6	Taksa Doganore	909	1,814	2,844	3,894	4,787	5,890	7,000	8,159	9,467	Custom Duties
II.2	Te ardhura nga Pushteti Lokal	385	1,180	3,454	4,672	5,494	5,977	6,955	7,794	8,577	Revenues from Local Gov.
1	Taksa Lokale	305	870	2,179	2,917	3,686	3,986	4,607	5,388	6,062	Local Taxes
2	Tatimi mbi Biznesin e vogel	80	310	1,275	1,755	1,808	1,992	2,348	2,407	2,514	Small Business Tax
II.3	Te ardh. Buxh. Pavarur (kontribute)	2,555	5,481	8,511	11,530	14,167	17,034	20,304	23,028	25,931	Social ins. contributions
1	Sigurimi Shoqeror	2,360	5,036	7,783	10,538	12,962	15,581	18,540	21,045	23,691	Social Insurance
2	Sigurimi Shendetesor	195	444	727	992	1,205	1,453	1,764	1,983	2,240	Health insurance
III.	Te ardhura Jotatimore	865	2,608	3,629	4,451	6,151	7,348	8,174	9,339	10,530	Nontax Revenue
1	Tran.Fitimi nga Banka e Shqiperise	0	434	804	804	1,836	2,256	2,616	3,026	3,466	Profit transfer from BOA
2	Te ardhura nga Inst.Buxhetore	629	1,836	2,290	2,979	3,533	4,091	4,376	4,944	5,460	Income of budgetary institutions
3	Te tjera	237	339	535	669	783	1,002	1,183	1,370	1,604	Other/not allocated
I.	TOTALI I SHPENZIMEVE	12,345	29,565	46,814	64,680	83,010	102,879	123,234	140,682	161,795	TOTAL EXPENDITURE
I.	Shpenzime Korrente	11,407	26,397	41,968	57,570	73,304	89,714	107,260	121,716	138,951	Current Expenditures
1	Personeli	3,550	7,817	12,036	16,127	20,344	24,581	29,593	33,571	38,126	Personnel expenditures
	Paga	2,909	6,180	9,484	12,710	16,010	19,367	23,427	26,553	30,155	Wages
	Kontributi per Sigurime Shoqerore	641	1,637	2,552	3,416	4,334	5,215	6,166	7,018	7,970	Social insurance contributions
2	Interesat	2,405	4,067	7,036	8,989	11,051	13,155	15,940	17,972	20,576	Interest
	Te Brendshme	2,315	3,817	6,750	8,520	10,447	12,281	14,965	16,834	19,384	Domestic
	Te Huaja	90	250	286	470	605	874	975	1,137	1,192	Foreign
3	Shpenzime Operative Mirembajtje	381	2,532	4,491	6,442	8,738	11,031	13,540	14,530	16,744	Operational & Maintenance
4	Subvencionet	95	252	598	1,206	1,367	1,729	1,937	2,159	2,564	Subsidies
	Shpenzime per Sig.Sociale										
5	dhe te tjera	4,898	10,277	15,628	21,548	27,676	34,229	40,475	46,884	53,541	Social insurance outlays
	Sigurime Shoqerore	3,625	7,143	10,781	14,605	18,424	22,758	26,986	31,534	35,781	Social insurance
	Sigurime Shendetesore	746	1,333	1,879	2,368	2,816	3,427	3,900	4,334	4,819	Health insurance
	Buxheti lokal (Granti)	383	871	1,477	2,106	2,840	3,400	4,024	4,548	5,317	Local Budget (Grant)
	Buxheti lokal (Te ardhurat e veta)	144	930	1,492	2,469	3,596	4,645	5,565	6,469	7,624	Local Budget (Proper revenues)
6	Shpenzime te tjera	78	1,452	2,179	3,258	4,127	4,988	5,776	6,601	7,402	Other expenditures
	Pagesa e Papunesise	59	125	226	299	372	452	515	593	673	Unemployment insurance benefits
	Ndihma Ekonomike	19	1,327	1,953	2,958	3,755	4,536	5,262	6,008	6,728	Social assistance
II.	Shpenzime Kapitale	938	3,167	4,845	7,110	9,706	13,165	15,973	18,966	22,844	Capital expenditures
	Financimi Brendshem	0	1,063	1,899	3,446	5,455	8,240	10,401	12,692	15,447	Domestically financing
	Financimi Huaj	938	2,104	2,947	3,664	4,251	4,925	5,572	6,274	7,397	Foreign financed
IV.	Kosto Int. te Ristr. te Bankes										Interest cost of Bank restr.
	DEFICITI	1,080	-1,520	-1,413	-3,904	-6,249	-9,468	-14,214	-15,452	-18,983	Overall Deficit
	FINANCIMI DEFICITIT	-1,080	1,520	1,413	3,904	6,249	9,468	14,214	15,452	18,983	Deficit Financing
	Brendshem	-1,361	391	-267	1,534	3,992	7,348	11,632	12,595	15,186	Domestic
	Te ardhura nga privatizimi	190	254	382	408	439	617	800	812	827	Privatization receipts
	Hua-marrije e brendeshme	1,909	3,208	4,610	6,596	7,704	10,477	11,945	12,715	14,857	Domestic Borrowing
	Te tjera	-3,459	-3,071	-5,259	-5,470	-4,151	-3,746	-1,113	-932	-498	Other
	I Huaj	281	1,129	1,681	2,370	2,257	2,120	2,583	2,857	3,796	Foreign
	Hua afatgate(e marre)	483	1,544	2,084	3,007	3,330	3,479	4,092	4,418	5,735	Long-term Loan(Drawings)
	Ndryshimi i gjendjes se arkas*	6	7	135	-60	-178	172	259	411	155	Chang. of stat. Account*
	Ripagesat	-209	-422	-538	-577	-895	-1,531	-1,768	-1,972	-2,094	Repayments
	KAPITUJT KRYESORE										Main indicators
	Financimi i Brendshem i Deficitit	-1,361	391	-267	1,534	3,992	7,348	11,632	12,595	15,186	Domestically financed deficit
	Deficiti Pergjithshem	1,080	-1,520	-1,413	-3,904	-6,249	-9,468	-14,214	-15,452	-18,983	Overall Balance
	Te ardh.-Shpen.nga Sig. Shoq.dhe Shend.	-1,817	-2,995	-4,149	-5,444	-7,073	-9,150	-10,582	-12,840	-14,669	Soc.& health insur.contr.-outlays

* "Ndryshimi i gjendjes se arkas" perfaqeson ndryshimin ne Depozites se Financimeve te Huaja.

"Chang. of stat. Account" stands for the change in Foreign Financing Deposit



ne milion leke (in million of leks)


Mujore (monthly)

Tab. 1.2b

Nr.	EMERTIMI	Jan Jan	Shkurt Feb	Mars Mar	Prill April	Maj May	Qersh June	Korrik July	Gusht Aug	Shta Sep	
I.	TOTALI TE ARDHURAVE	13,425	14,620	17,356	15,376	15,986	16,649	15,608	16,210	17,583	TOTAL REVENUE
I.	Ndihma	449	110	171	4	447	96	-59	240	49	Grants
II.	Te ardhura tatimore	12,111	12,767	16,164	14,550	13,839	15,356	14,841	14,805	16,343	Tax Revenue
II.1	Nga Tatimet dhe Doganat	9,171	9,046	10,860	10,313	10,379	12,006	10,594	11,242	12,658	From tax offices and customs
1	Tatimi mbi Vleren e Shtuar	4,493	4,326	4,635	4,827	5,208	5,056	5,047	5,345	6,247	V. A. T
2	Tatimi mbi Fitimin	1,197	1,354	2,316	1,238	1,651	1,345	1,619	1,424	1,528	Profit Tax
3	Akcizat	1,143	993	1,299	1,460	1,381	1,617	1,443	1,773	2,031	Excise Tax
4	Tatimi mbi te Ardhurat Personale	568	488	504	634	474	642	582	550	625	Personal Income Tax
5	Taksa Nacionale dhe te tjera	861	979	1,076	1,104	773	2,242	792	991	918	National Taxes and others
6	Taksa Doganore	909	905	1,030	1,050	893	1,104	1,110	1,158	1,308	Custom Duties
II.2	Te ardhura nga Pushteti Lokal	385	795	2,274	1,218	822	483	978	839	782	Revenues from Local Gov.
1	Taksa Lokale	305	565	1,309	738	769	300	621	781	675	Local Taxes
2	Tatimi mbi Biznesin e vogel	80	230	965	480	54	183	357	59	108	Small Business Tax
II.3	Te ardh Buxh. Pavarur (kontribute)	2,555	2,926	3,030	3,019	2,637	2,867	3,269	2,724	2,903	Social ins. contributions
1	Sigurimi Shoqeror	2,360	2,676	2,747	2,754	2,425	2,619	2,958	2,505	2,646	Social Insurance
2	Sigurimi Shendetesor	195	250	283	265	213	248	311	219	257	Health insurance
III.	Te ardhura Jotatimore	865	1,743	1,021	822	1,700	1,197	826	1,165	1,191	Nontax Revenue
1	Tran.Fitimi nga Banka e Shqiperise	0	434	370	0	1,032	420	360	410	440	Profit transfer from BOA
2	Te ardhura nga Inst.Buxhetore	629	1,207	454	689	554	558	285	568	517	Income of budgetary institutions
3	Te tjera	237	102	197	133	114	219	181	187	234	Other/not allocated
I.	TOTALI I SHPENZIMEVE	12,345	17,220	17,249	17,866	18,331	19,869	20,354	17,448	21,114	TOTAL EXPENDITURE
I.	Shpenzime Korrente	11,407	14,991	15,571	15,602	15,734	16,410	17,546	14,456	17,235	Current Expenditures
1	Personeli	3,550	4,267	4,219	4,091	4,217	4,237	5,011	3,978	4,555	Personnel expenditures
	Paga	2,909	3,271	3,304	3,226	3,299	3,357	4,060	3,126	3,602	Wages
	Kontributi per Sigurime Shoqerore	641	996	915	865	918	880	951	852	952	Social insurance contributions
2	Interesat	2,405	1,662	2,969	1,954	2,062	2,104	2,785	2,032	2,604	Interest
	Te Brendshme	2,315	1,502	2,933	1,770	1,927	1,834	2,684	1,869	2,550	Domestic
	Te Huaja	90	161	36	184	135	269	101	162	55	Foreign
3	Shpenzime Operative Mirembajtje	381	2,152	1,959	1,951	2,296	2,293	2,509	990	2,214	Operational & Maintenance
4	Subvencionet	95	157	345	608	161	362	208	222	406	Subsidies
5	Shpenzime per Sig.Sociale dhe te tjera	4,898	5,379	5,351	5,919	6,129	6,553	6,246	6,409	6,657	Social insurance outlays
	Sigurime Shoqerore	3,625	3,518	3,638	3,824	3,819	4,333	4,229	4,547	4,247	Social insurance
	Sigurime Shendetesore	746	587	545	490	448	611	473	434	485	Health insurance
	Buxheti lokal (Granti)	383	488	606	629	734	560	624	524	769	Local Budget (Grant)
	Buxheti lokal (Te ardhurat e veta)	144	786	562	976	1,128	1,049	920	904	1,155	Local Budget (Proper revenues)
6	Shpenzime te tjera	78	1,374	727	1,079	870	861	788	825	801	Other expenditures
	Pagesa e Papunesise	59	66	101	74	73	80	63	79	80	Unemployment insurance benefits
	Ndihma Ekonomike	19	1,308	626	1,005	797	781	726	746	720	Social assistance
II.	Shpenzime Kapitale	938	2,229	1,678	2,265	2,596	3,459	2,808	2,992	3,878	Capital expenditures
	Financimi Brendshem	0	1,063	836	1,547	2,009	2,785	2,161	2,290	2,755	Domestically financing
	Financimi Huaj	938	1,166	843	718	587	675	647	702	1,123	Foreign financed
IV.	Kosto Int. te Ristr. te Bankes										Interest cost of Bank restr.
	DEFICITI	1,080	-2,600	107	-2,491	-2,344	-3,219	-4,746	-1,238	-3,531	Overall Deficit
	FINANCIMI DEFICITIT	-1,080	2,600	-107	2,491	2,344	3,219	4,746	1,238	3,531	Deficit Financing
	Brendshem	-1,361	1,752	-658	1,801	2,458	3,356	4,284	963	2,591	Domestic
	Te ardhura nga privatizimi	190	65	128	26	31	177	183	13	14	Privatization receipts
	Hua-marje e brendeshme	1,909	1,299	1,402	1,986	1,108	2,773	1,468	770	2,143	Domestic Borrowing
	Te tjera	-3,459	388	-2,188	-211	1,319	405	2,633	181	434	Other
	I Huaj	281	848	551	689	-113	-137	463	274	939	Foreign
	Hua afatgjate(e marre)	483	1,061	539	923	323	149	614	326	1,318	Long-term Loan(Drawings)
	Ndryshimi i gjendjes se arkës*	6	1	128	-195	-118	351	86	152	-256	Chang. of stat. Account*
	Ripagesat	-209	-213	-116	-39	-318	-636	-237	-204	-122	Repayments
	KAPITUJ KRYESORE										Main indicators
	Financimi i Brendshem i Deficitit	-1,361	1,752	-658	1,801	2,458	3,356	4,284	963	2,591	Domestically financed deficit
	Deficiti Pergjithshem	1,080	-2,600	107	-2,491	-2,344	-3,219	-4,746	-1,238	-3,531	Overall Balance
	Te ardh.-Shpen.nga Sig. Shoq.dhe Shend.	-1,817	-1,178	-1,154	-1,295	-1,629	-2,077	-1,432	-2,257	-1,830	Soc.& health insur.contr.-outlays

* "Ndryshimi i gjendjes se arkës" perfaqeson ndryshimin ne Depozites se Financimeve te Huaja

"Chang. of stat. Account" stands for the change in Foreign Financing Deposit




Ne % (in percent)

Tab. 1.2c

Nr.	E M E R T I M I	Jan Jan	Shku Feb	Mars March	Prill April	Maj May	Qer June	Korr July	Gusht Aug	Shta Sept	
I.	TOTALI TE ARDHURAVE	10.79	10.03	9.78	8.10	8.19	8.72	8.22	7.89	7.81	TOTAL REVENUE
I.	Ndihma	7.114.79	186.13	222.28	207.12	196.31	125.51	60.44	74.89	26.11	Grants
II.1	Te ardhura tatimore	10.50	7.67	8.83	9.85	8.03	8.76	8.83	8.41	8.70	Tax Revenue
II.1	Nga Tatimet dhe Doganat	12.30	8.27	9.20	9.24	6.98	8.48	7.71	7.06	8.31	From tax offices and customs
1	Tatimi mbi Vleren e Shtuar	16.61	10.27	7.92	10.27	8.86	8.05	8.22	7.43	8.90	V. A. T
2	Tatimi mbi Fitimin	16.98	28.38	35.06	27.79	27.68	20.03	17.29	15.40	16.38	Profit Tax
3	Akczizat	17.39	10.14	20.42	16.21	14.81	14.95	12.76	11.99	13.65	Excise Tax
4	Tatimi mbi te Ardhuarat Personale	4.22	1.75	-2.32	2.43	1.28	6.33	6.88	8.04	7.75	Personal Income Tax
5	Taksa Nacionale dhe te tjera	-5.94	-10.08	-7.28	-8.32	-15.33	5.30	2.26	1.80	1.80	National Taxes and others
6	Taksa Doganore	6.19	-0.16	-3.97	-1.74	-6.27	-6.28	-5.72	-5.53	-3.54	Custom Duties
II.2	Te ardhura nga Pushteti Lokal	-32.10	-21.70	-0.19	5.63	7.36	5.17	14.70	17.24	9.86	Revenues from Local Gov.
1	Taksa Lokale	-29.01	-9.97	19.34	22.28	25.96	18.10	27.60	36.96	40.47	Local Taxes
2	Tatimi mbi Biznesin e vogel	-41.75	-42.64	-22.00	-13.88	-17.48	-13.73	-4.29	-11.33	-27.98	Small Business Tax
II.3	Te ardh. Buxh. Pavarur (kontribute)	14.72	14.85	11.66	13.91	12.19	11.11	10.99	10.64	9.77	Social ins. contributions
1	Sigurimi Shoqeror	15.87	16.20	11.65	14.16	12.35	11.40	10.90	10.67	9.83	Social Insurance
2	Sigurimi Shendetesor	2.41	1.50	11.70	11.24	10.48	8.11	11.97	10.35	9.19	Health insurance
III.	Te ardhura Jotatimore	-24.83	19.21	6.12	-17.21	-2.12	-0.55	-3.13	-3.57	-3.89	Nontax Revenue
1	Tran.Fitimi nga Banka e Shqiperise	-8.43	-23.14	-50.29	-10.79	-8.36	-7.28	-0.99	-0.67	-0.67	Profit transfer from BOA
2	Te ardhura nga Inst.Buxhetore	-36.15	24.35	11.99	7.59	12.38	8.95	0.31	-1.73	-5.41	Income of budgetary institutions
3	Te tjera	42.21	42.33	62.49	-32.55	-27.73	-14.58	-5.78	-14.28	-5.33	Other/not allocated
I.	TOTALI I SHPENZIMEVE	-1.08	10.06	7.93	6.44	7.95	9.02	7.65	7.08	6.92	TOTAL EXPENDITURE
I.	Shpenzime Korrente	0.81	9.51	7.98	6.10	7.19	7.28	6.56	6.48	6.62	Current Expenditures
1	Personeli	4.72	12.27	11.68	10.77	11.23	10.56	9.58	10.73	10.80	Personnel expenditures
	Paga	5.35	11.09	11.10	10.25	10.85	10.92	9.38	10.70	11.09	Wages
	Kontributi per Sigurime Shoqerore	1.95	14.51	13.90	12.75	12.65	9.24	10.37	10.80	9.73	Social insurance contributions
2	Interesat	-19.11	-18.15	-6.95	-17.00	-15.19	-14.32	-12.86	-11.42	-10.82	Interest
	Te Brendshme	-15.82	-18.81	-7.02	-17.50	-15.50	-15.17	-13.26	-12.13	-11.51	Domestic
	Te Huaja	-59.73	-6.72	-5.37	-6.88	-9.35	-0.19	-6.22	0.60	2.21	Foreign
3	Shpenzime Operative Mirembajtje	-32.30	6.01	10.24	7.86	7.67	7.97	7.43	2.82	2.85	Operational & Maintenance
4	Subvencionet	30.04	34.48	-46.56	-13.70	-16.00	-17.13	-25.95	-22.50	-20.46	Subsidies
5	Shpenzime per Sig.Sociale dhe te tjera	16.95	20.22	15.84	14.76	16.21	16.40	15.26	14.56	14.49	Social insurance outlays
	Sigurime Shoqerore	12.29	10.56	8.40	8.51	9.01	10.18	10.56	10.86	10.63	Social insurance
	Sigurime Shendetesore	67.75	50.93	39.21	26.91	24.04	24.13	17.93	16.03	12.80	Health insurance
	Buxheti lokal (Granti)	2.82	10.29	9.99	10.67	10.42	10.45	10.05	11.76	12.62	Local Budget (Grant)
	Buxheti lokal (Te ardhurat e veta)	1.04	124.13	74.79	59.53	73.63	59.54	48.62	38.32	40.44	Local Budget (Proper revenues)
6	Shpenzime te tjera	-39.49	38.49	18.13	19.66	17.66	15.26	14.90	12.57	12.50	Other expenditures
	Pagesa e Papunesise	0.87	-12.22	-6.10	-8.73	-8.90	-9.70	-11.12	-10.80	-6.43	Unemployment insurance benefits
	Ndihma Ekonomike	-73.39	46.45	21.76	23.54	21.15	18.53	18.28	15.56	14.83	Social assistance
II.	Shpenzime Kapitale	-19.41	14.87	7.50	9.29	14.03	22.53	15.66	11.11	8.77	Capital expenditures
	Financimi Brendshem	-99.58	-1.30	-19.01	-7.76	22.18	26.72	21.79	16.28	10.91	Domestically financed
	Financimi Huaj	-17.91	25.24	36.22	32.28	5.03	16.12	5.72	1.94	4.56	Foreign financed
	DEFICITI	-398.34	10.62	-29.98	-14.08	5.03	12.02	3.53	0.96	0.62	Overall Deficit
	FINANCIMI DEFICITIT	-398.34	10.62	-29.98	-14.08	5.03	12.02	3.53	0.96	0.62	Deficit Financing
	Brendshem	162.38	54.61	-148.47	-38.36	25.16	17.67	5.92	7.67	2.53	Domestic
	Te ardhura nga privatizimi	1,282.16	847.75	275.69	75.81	-88.27	-85.14	-89.52	-89.64	-90.01	Privatization receipts
	Hua-marrje e brendeshme	-51.14	-23.51	-7.42	-4.52	87.09	90.57	130.99	132.84	80.72	Domestic Borrowing
	Te tjera	-22.07	-22.60	16.10	17.60	-11.16	10.04	-38.81	-41.79	-70.51	Other
I	Huaj	-68.10	0.70	14.52	15.32	-18.23	-3.95	-6.00	-20.81	-6.36	Foreign
	Hua afatgjate(e marre)	-13.67	51.64	21.43	40.18	-2.30	-1.64	-3.86	-14.13	-0.55	Long-term Loan(Drawings)
	Ndryshimi i gjendjes se arkese*	-98.95	-98.54	-37.41	-115.85	-185.54	37.11	12.61	33.17	-34.36	Chang. of stat. Account*
	Ripagesat	-18.93	18.71	15.97	22.54	4.47	5.21	1.70	6.83	7.45	Repayments
	KAPITUUT KRYESORE										Main indicators
	Financimi i Brendshem i Deficitit	162.38	54.61	-148.47	-38.36	25.16	17.67	5.92	7.67	2.53	Domestically financed deficit
	Deficiti Pergjithshem	-398.34	10.62	-29.98	-14.08	5.03	12.02	3.53	0.96	0.62	Overall Balance
	Te ardh.-Shpen.nga Sig. Shoq.dhe Shend.	25.59	16.47	12.95	4.60	8.08	13.17	12.31	12.97	12.90	Soc.& health insur.contr.-outlays

* "Ndryshimi i gjendjes se arkese" perfaqeson ndryshimin ne Deposites se Financimeve te Huaja

"Chang. of stat. Account" stands for the change in Foreign Financing Deposit



Ne % (in percent)

Tab. 1.2d

Nr.	E M E R T I M I	Jan Jan	Shku Feb	Mars Mar	Prill April	Maj May	Qersh June	Korrik July	Gusht Aug	Shta Sep	
	TOTALI TE ARDHURAVE	5.99	4.57	4.27	3.21	4.60	7.23	9.84	9.24	8	TOTAL REVENUE
I.	Ndihma	6,802.18	171.94	206.13	193.20	186.47	122.42	62.84	77.09	26	Grants
II.	Te ardhura tatimore	5.71	2.33	3.38	4.88	4.45	7.27	10.46	9.77	9	Tax Revenue
II.1	Nga Tatimet dhe Doganat	7.44	2.90	3.72	4.29	3.43	6.99	9.33	8.41	9	From tax offices and customs
1	Tatimi mbi Vleren e Shtuar	11.56	4.80	2.51	5.27	5.24	6.57	9.84	8.79	9	V. A. T
2	Tatimi mbi Fitimin	11.91	22.02	28.29	22.01	23.44	18.40	19.05	16.86	17	Profit Tax
3	Alkizat	12.30	4.68	14.38	10.94	10.99	13.37	14.45	13.40	14	Excise Tax
4	Tatimi mbi te Ardhurat Personale	-0.29	-3.30	-7.22	-2.23	-2.09	4.88	8.48	9.40	8	Personal Income Tax
5	Taksa Nacionale dhe te tjera	-10.01	-14.54	-11.93	-12.47	-18.14	3.86	3.73	3.09	2	National Taxes and others
6	Taksa Doganore	1.59	-5.11	-8.78	-6.19	-9.39	-7.57	-4.31	-4.34	-3	Custom Duties
II.2	Te ardhura nga Pushteti Lokal	-35.04	-25.58	-5.19	0.84	3.79	3.73	16.42	18.72	10	Revenues from Local Gov.
1	Taksa Lokale	-32.08	-14.43	13.36	16.75	21.78	16.48	29.51	38.68	41	Local Taxes
2	Tatimi mbi Biznesin e vogel	-44.27	-45.48	-25.91	-17.78	-20.22	-14.91	-2.85	-10.21	-28	Small Business Tax
II.3	Te ardh. Buxh. Pavarur (kontribute)	9.75	9.15	6.06	8.75	8.46	9.59	12.65	12.03	10	Social ins. contributions
1	Sigurimi Shoqeror	10.85	10.43	6.06	8.99	8.62	9.87	12.56	12.06	10	Social Insurance
2	Sigurimi Shendetesor	-2.03	-3.53	6.10	6.20	6.81	6.63	13.65	11.74	10	Health insurance
III.	Te ardhura Jotatimore	-28.08	13.30	0.80	-20.96	-5.37	-1.92	-1.68	-2.36	-4	Nontax Revenue
1	Tran.Fitimi nga Banka e Shqiperise	-38.92	18.18	6.38	2.72	8.65	-9.62	-5.89	0.25	0	Profit transfer from BOA
2	Te ardhura nga Inst.Buxhetore	36.04	35.28	54.34	-35.60	-30.13	-15.75	-4.37	-13.20	-5	Income of budgetary institutions
3	Te tjera										Other/not allocated
	TOTALI I SHPENZIMEVE	-5.36	4.60	2.52	1.62	4.36	7.53	9.27	8.43	7	TOTAL EXPENDITURE
I.	Shpenzime Korrente	-3.56	4.08	2.56	1.30	3.63	5.81	8.15	7.82	7	Current Expenditures
1	Personeli	0.18	6.70	6.08	5.75	7.54	9.05	11.23	12.12	11	Personnel expenditures
	Paga	0.78	6.15	5.53	5.26	7.17	9.40	11.02	12.10	11	Wages
	Kontributi per Sigurime Shoqerore	-2.46	8.83	8.19	7.65	8.91	7.74	12.02	12.20	10	Social insurance contributions
2	Interesat	-22.61	-22.21	-11.62	-20.76	-18.00	-15.49	-11.56	-10.30	-11	Interest
	Te Brendshme	-19.47	-22.83	-11.68	-21.23	-18.31	-16.34	-11.96	-11.02	-11	Domestic
	Te Huaja	-61.47	-11.34	-10.11	-11.10	-12.36	-1.56	-4.82	1.87	3	Foreign
3	Shpenzime Operative Mirembajtje	-35.24	0.76	4.71	2.98	4.10	6.49	9.04	4.12	3	Operational & Maintenance
4	Subvencionet	24.41	27.81	-49.24	-17.61	-18.79	-18.27	-24.84	-21.53	-20	Subsidies
5	Shpenzime per Sig.Sociale dhe te tjera	11.89	14.26	10.03	9.56	12.35	14.81	16.99	16.00	15	Social insurance outlays
	Sigurime Shoqerore	7.42	5.08	2.96	3.59	5.39	8.67	12.22	12.26	11	Social insurance
	Sigurime Shendetesore	60.48	43.45	32.23	21.16	19.92	22.43	19.70	17.49	13	Health insurance
	Buxheti lokal (Granti)	-1.64	4.82	4.47	5.66	6.75	8.94	11.70	13.16	13	Local Budget (Grant)
	Buxheti lokal (Te ardhurat e veta)	-3.33	113.01	66.02	52.30	67.86	57.36	50.85	40.06	41	Local Budget (Proper revenues)
6	Shpenzime te tjera	-42.11	31.62	12.21	14.24	13.75	13.68	16.62	13.99	13	Other expenditures
	Pagesa e Papunesise	-3.50	-16.58	-10.81	-12.86	-11.93	-10.94	-9.79	-9.68	-6	Unemployment insurance benefits
	Ndihma Ekonomike	-74.54	39.19	15.66	17.94	17.13	16.91	20.06	17.02	15	Social assistance
II.	Shpenzime Kapitale	-22.90	9.18	2.11	4.34	10.24	20.85	17.39	12.51	9	Capital expenditures
	Financimi Brendshem	-99.60	-6.19	-23.07	-11.94	18.13	24.98	23.62	17.74	11	Domestically financing
	Financimi Huaj	-21.47	19.03	29.39	26.29	1.54	14.52	7.31	3.22	5	Foreign financed
	DEFICITI	-385.41	5.14	-33.49	-17.97	1.54	10.49	5.08	2.23	1	Overall Deficit
	FINANCIMI DEFICITIT	-385.41	5.14	-33.49	-17.97	1.54	10.49	5.08	2.23	1	Deficit Financing
	Brendshem	151.01	46.94	-146.04	-41.15	21.00	16.06	7.51	9.02	3	Domestic
	Te ardhura nga privatizimi	1,222.27	800.75	256.85	67.84	-88.66	-85.35	-89.36	-89.50	-90	Privatization receipts
	Hua-marje e brendeshme	-53.26	-27.30	-12.06	-8.85	80.88	87.96	134.45	135.77	81	Domestic Borrowing
	Te tjera	-25.45	-26.44	10.28	12.27	-14.11	8.53	-37.89	-41.05	-70	Other
I	Huaj	-69.49	-4.29	8.78	10.10	-20.95	-5.27	-4.59	-19.81	-6	Foreign
	Hua afatgjate(e marre)	-17.41	44.12	15.35	33.83	-5.55	-2.99	-2.42	-13.05	0	Long-term Loan(Drawings)
	Ndryshimi i gjendjes se arkës*	-99.00	-98.62	-40.54	-115.13	-182.70	35.24	14.30	34.85	-34	Chang. of stat. Account*
	Ripagesat	-22.44	12.82	10.15	16.99	1.00	3.77	3.23	8.17	8	Repayments
	KAPITUJT KRYESORE										Main indicators
	Financimi i Brendshem i Deficitit	151.01	46.94	-146.04	-41.15	21.00	16.06	7.51	9.02	3	Domestically financed deficit
	Deficiti Pergjithshem	-385.41	5.14	-33.49	-17.97	1.54	10.49	5.08	2.23	1	Overall Balance
	Te ardh. -Shpen. nga Sig. Shoq.dhe Shend.	20.15	10.69	7.29	-0.13	4.49	11.62	14.00	14.39	13	Soc.& health insur.contr.-outlays

* Ndryshimi i gjendjes se arkës* perfaqeson ndryshimin ne Depozites se Financimeve te Huaja

Chang. of stat. Account stands for the change in Foreign Financing Deposit

Total revenue
Te ardhurat totale

TVSH
VAT

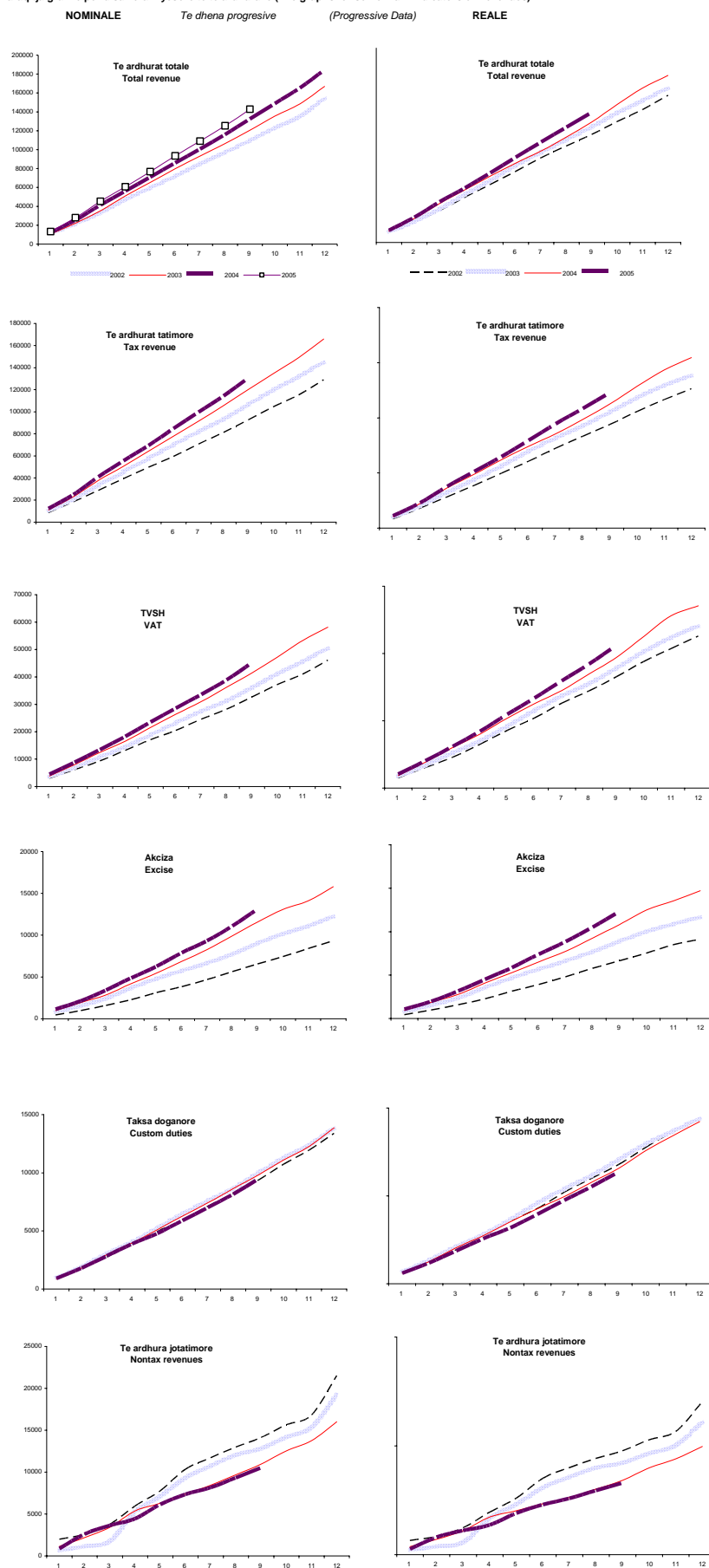
8 9 10 11 12

Te ardhura jotimore
Nontax revenues

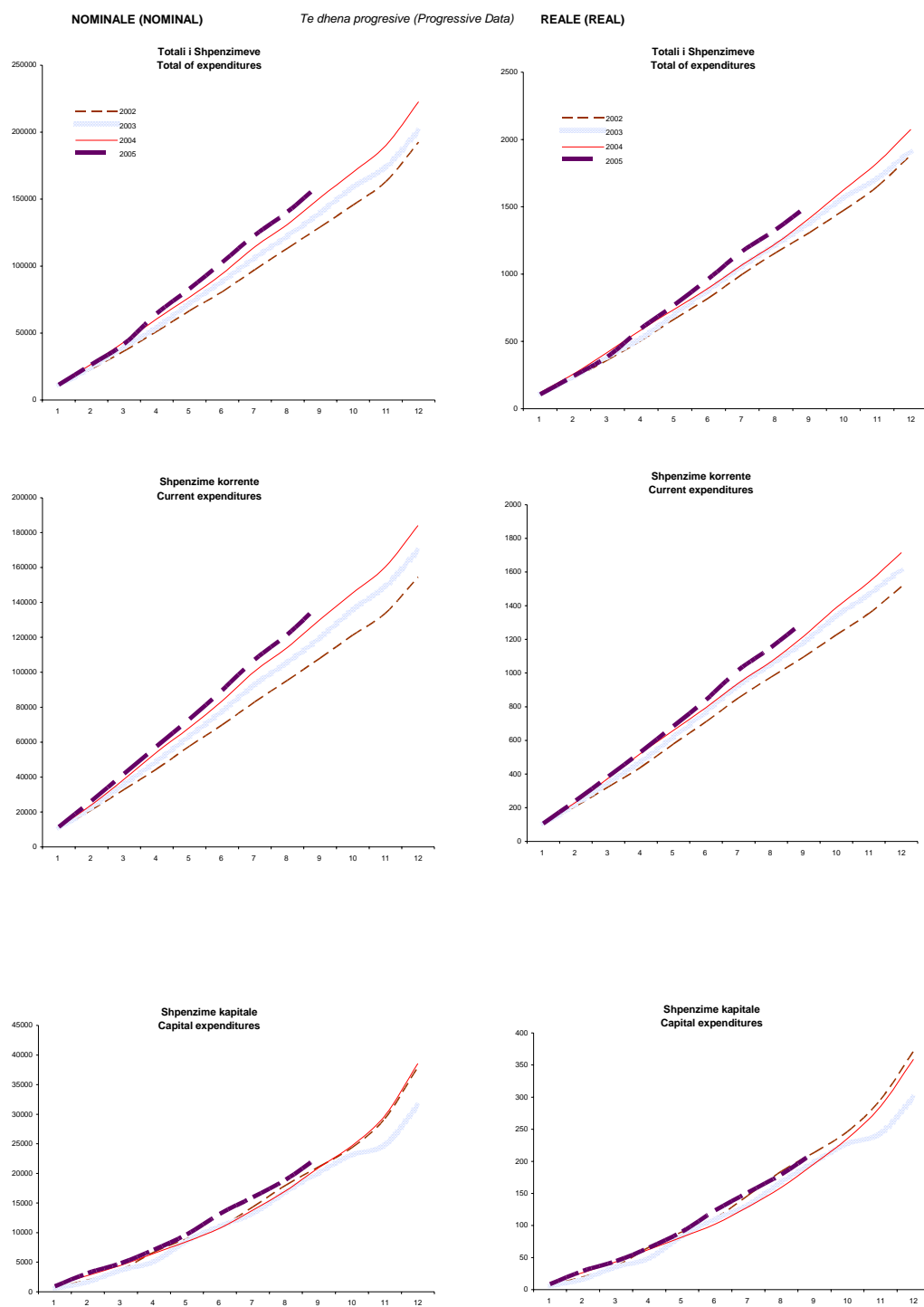
5,000
4,500
4,000
3,500
3,000
2,500
2,000
1,500
1,000
500
0

1 2 3 4 5 6 7 8 9 10 11 12

Paraqitja grafike per disa zera kryesore te te ardhurave (The graphs for some main indicators of Revenues)




Paraqitja grafike per disa zera kryesore te shpenzimeve (The graphs for some main indicators of Expenditures)





[illegible]**Tab. 2.2c**[illegible]**Tab. 2.2d**

Funksionet	Janar Jan	Shkurt Feb	Mars Mar	Prill April	Maj May	Qersh June	Korr July	Gusht Aug	Shta Sep	Functions
TOTAL	-12.6	-6.6	-8.1	1.6	4.4	7.5	9.3	8.4	7.2	Total
1. Sherbime te pergjithshme publike	-27.6	-9.5	3.9	4.1	8.6	8.6	8.1	9.8	10.1	General Public Services
2. Mbrojtja	7.2	10.6	11.4	14.5	3.1	1.6	5.9	-4.7	-2.5	Defense
3. Rendi publik dhe ceshtje sigurie	22.4	36.3	2.2	2.2	3.8	5.1	9.0	6.9	6.4	Public Order and Safety
4. Arsimi	-6.7	3.7	4.9	6.0	6.9	8.8	11.0	11.9	9.6	Education
5. Shendetsia	46.8	42.5	32.1	21.1	19.4	20.9	16.8	14.7	12.7	Health
6. Sig. Shoq. dhe ndihma ekonomike	6.5	10.3	5.8	6.6	8.0	10.5	14.0	13.6	12.3	Social Security and Welfare
7. Banesat dhe sherbimi komunal	47.9	29.0	2.3	17.4	10.9	18.6	13.8	16.4	17.4	Housing and Commun. Amenities
8. Krijimi, Kultura, Feja	-7.5	2.0	-2.4	2.3	12.8	16.8	12.0	12.8	10.9	Recr. Cultr. Relig. Affairs
9. Energjia dhe lendet djegese	495.4	1,434.9	98.7	62.5	51.6	49.2	23.1	26.4	11.8	Fuel and Energy
10. Bujq., pyjet, peshkimi, gjuetia	2.5	47.4	4.7	-12.7	-7.5	-5.2	-3.0	-8.5	1.3	Agric. Forestry. Fishing. Hunt
11. Burimet minerale	-42.3	-81.2	-30.1	116.1	85.9	162.0	315.1	253.7	100.8	Mineral Resource
12. Transporti dhe komunikimi	-50.8	-28.3	-23.2	-6.8	15.8	28.5	32.2	18.7	14.8	Transportation & Communication
13. Sherbime ekonomike te tjera	72.8	-37.6	12.3	-54.4	130.4	73.3	77.3	64.4	57.6	Other Economic Affairs & Services
14. Shpenzime te tjera	-54.6	-82.8	-73.1	-23.3	-21.4	-18.3	-14.8	-12.1	-13.8	Other Expenditures



Te dhena progresive (provisional data)

ne milion leke/ in million leks)

Tab. 2.4a

Ministria e Financave	Jan Jan	Shku Feb	Mars Mar	Prill April	Maj May	Qersh June	Korrik July	Gusht Aug	Shtator Sept	Ministria e Financave
	11,407	26,397	41,968	64,680	83,010	102,879	123,234	140,682	161,795	
Presidenca	5	17	32	48	67	73	94	100	151	President
Kuvendi	68	133	205	263	328	397	437	475	543	Parliament
Keshilli i Ministrave	21	100	157	234	310	388	469	550	616	Council of Ministers
Ministria e Industrise dhe Energjitikes	118	696	836	1,145	1,321	1,674	1,833	2,048	2,225	Ministry of Industry and Energy
Ministria e Bujqesise dhe Ushqimit	122	512	798	1,043	1,383	1,731	2,144	2,528	2,919	Ministry of Agriculture and Food
Ministria e Rregullimit te Territorit dhe Turizmit	127	297	1,016	1,767	2,486	3,719	4,289	5,187	6,175	Ministry of Territorial Adjustment and Tourism
Ministria e Ekonomise	32	50	81	110	194	224	251	269	303	Ministry of Economic
Ministria e Transportit dhe Telekomunikacionit	386	1,096	1,614	2,940	4,146	5,520	6,829	7,555	8,866	Ministry of Transportation and Telecommunication
Sistemi i regjistrimit te pasurise se paluajtshme	7	20	35	58	74	95	113	129	152	Immovable Property Registration
Ministria e Financave	48	113	262	349	425	488	638	772	849	Ministry of Finance
Ministria e Arsimit dhe Shkences	1,307	2,938	4,763	6,489	8,235	9,968	12,379	14,070	16,197	Ministry of Education and Science
Ministria e Kultures, Rinise dhe Sporteve	25	99	168	269	408	554	687	800	968	Ministry of Culture, Youth and Sport
Ministria e Shendetese	1,348	3,585	5,350	6,711	8,216	9,905	11,474	12,833	14,667	Ministry of Health
Ministria e Drejtese	107	306	477	646	831	976	1,140	1,287	1,502	Ministry of Justice
Ministria e Puneve te Jashtme	49	159	299	418	554	676	778	826	966	Ministry of Foreign Affairs
Ministria e Rendit Publik	716	1,463	2,257	3,090	3,897	4,758	5,790	6,609	7,648	Ministry of Public Order
Ministria e Mbrojtjes	339	1,149	1,812	2,666	3,523	4,498	5,577	6,203	7,312	Ministry of Defense
Sherbimi Informativ i Shtetit	50	141	220	320	419	509	613	708	811	State Information Service
Drejtoria e Radio-Televizionit	40	78	102	146	201	239	309	365	422	Department of Radio and Television
Drejtoria e Arkivit te Shtetit	3	9	16	25	46	66	90	92	120	General Directorate of Archive
Drejtoria e Rezerves se Shtetit	6	18	27	35	45	54	63	71	81	Directorate of State Reserves
Akademia e Shkencave	21	71	112	150	194	239	295	332	403	Science Academy
Sherbimi i Kontrollit te Shtetit	13	30	41	68	78	98	127	143	160	State Audit Commission
Ministria e Punes dhe Ceshjeve Sociale	3,773	8,810	13,306	18,345	23,186	28,503	33,710	39,213	44,435	Ministry of Labor and Social Affairs
Ministria e Mbrojtjes se Mjedisit	15	34	55	78	104	130	150	158	176	Ministry of Environment
Ajensia Kombetare e Privatizimit	4	7	13	17	20	25	30	32	37	National Agency for Privatization
Prokuroria e Pergjithshme	52	128	208	268	364	452	563	625	723	State Prosecutor
Pushteti Gjyqesor	60	163	259	343	444	527	694	753	858	High Court
Gjykata Kushtetuese	4	9	20	25	32	39	55	58	67	Constitutional Court
Ajensia Telegrafike Shqiptare	5	12	18	24	32	38	54	60	71	Albanian Press Agency
Ministria e Pushtetit Vendor dhe Decentralizimit	62	178	303	480	691	973	1,170	1,320	1,489	Ministry of Local Government and Decentralization
Drejtoria e Pergjithshme e Doganave	35	114	195	275	363	467	572	662	768	General Customs Department
Drejtoria e Pergjithshme e Standarteve	1	3	5	6	9	11	13	14	15	General Department of Standardizations
Drejtoria e Pergjithshme e Pyjeve dhe Kullotave	32	90	143	191	265	332	393	481	571	General Directorate of Forests and Pastures
Partite Politike	0	27	47	48	72	139	180	183	217	Political Parties
Drejtoria e Pergjithshme e Tatimeve	77	187	324	448	565	725	835	1,036	1,183	General Tax Directorate
Shpenzime per sherbimin e borxhit	2,405	4,067	7,036	8,989	11,051	13,155	15,940	17,972	20,576	Dept Service
Drejtoria e mjeteve matese dhe kalibrimit	0	3	7	7	11	13	17	19	25	Department of Metrology & Kalibration
Instituti i Statistikes	9	23	39	50	68	94	114	140	163	Statistics Institute
Komisioni i Letrave me Vlere	2	3	6	8	10	11	12	13	15	The Commission Securities
Enti Kombetar i Zonave te Lira	0	1	1	2	2	3	3	4	4	National Entity of Free Zones
Shkolla e Magistratures	1	5	11	16	20	22	33	35	38	School of the Magistrature
Fondi i Zhvillimit Shqiptar	290	350	544	663	760	938	1,077	1,108	1,346	Rural Development Program
Qendra Kombetare Kinematografike	0	32	33	34	41	43	44	65	66	National Movies Center
Instituti i rehabilitimit te perndjekurve	3	5	10	13	18	20	22	24	26	Institute of integration of the ex political prisoners
Inspektoriat i keshillit te larte te drejtese	5	13	19	23	28	35	42	44	52	Inspection of the high Council of Justice
Keshilli Kombetar i RTV	0	1	1	2	3	3	4	4	4	RTV State Council
Avokati i popullit	9	15	21	29	37	42	54	55	66	Ombudsman
Komisioni i Sherbimit Civil	2	5	8	12	18	22	26	28	33	Commission of civil service
Komisioni Qendror i Zgjedhjeve	5	15	26	40	157	358	485	645	697	Central Committee for Elections
Entet Lokale "Granti"	527	1,801	2,969	4,574	6,436	8,045	9,589	11,017	12,941	Local Entities "Grant"
Avokatia e Shtetit	5	12	18	24	31	40	53	55	60	State advocate
Ajgentat tatimor jo-buxhetore	0	349	434	576	661	673	686	688	744	Tax agents not-budgetary
Te tjera	-934	-3,143	-4,793	80	134	155	193	221	272	Others



Te dhena majore (Monthly data)

ne milion leke/ in million leksh

Tab. 2.4b

Ministria e Financave	Jan Jan	Shku Feb	Mars Mar	Prill April	Maj May	Qersh June	Korrik July	Gusht Aug	Shtator Sept	Ministria e Financave
	11,407	14,991	15,571	22,712	18,331	19,869	20,354	17,448	21,114	
Presidenca	5	13	15	16	19	6	21	6	51	President
Kuvendi	68	66	72	58	65	68	41	38	68	Parliament
Keshilli i Ministrave	21	79	57	77	76	79	80	81	66	Council of Ministers
Ministria e Industrise dhe Energjitikes	118	578	140	308	176	353	159	215	177	Ministry of Industry and Energy
Ministria e Bujqesise dhe Ushqimit	122	389	286	245	340	347	414	384	391	Ministry of Agriculture and Food
Ministria e Rregullimit te Territorit dhe Turizmit	127	170	718	752	718	1,234	569	898	988	Ministry of Territorial Adjustment and Tourism
Ministria e Ekonomise	32	18	31	29	84	30	27	18	33	Ministry of Economic
Ministria e Transportit dhe Telekomunikacionit	386	710	519	1,325	1,206	1,374	1,309	726	1,311	Ministry of Transportation and Telecommunication
Sistemi i regjistrimit te pasurise se paluajtshme	7	12	15	23	16	20	19	16	23	Immovable Property Registration
Ministria e Financave	48	66	148	87	76	63	149	135	77	Ministry of Finance
Ministria e Arsimit dhe Shkences	1,307	1,631	1,825	1,726	1,746	1,734	2,411	1,691	2,127	Ministry of Education and Science
Ministria e Kultures, Rinise dhe Sporteve	25	74	69	102	139	146	134	112	168	Ministry of Culture, Youth and Sport
Ministria e Shendetesise	1,348	2,237	1,765	1,361	1,506	1,689	1,568	1,360	1,833	Ministry of Health
Ministria e Drejtesise	107	199	171	170	185	145	164	147	215	Ministry of Justice
Ministria e Puneve te Jashtme	49	110	140	119	136	122	102	49	139	Ministry of Foreign Affairs
Ministria e Rendit Publik	716	747	794	833	807	861	1,032	819	1,039	Ministry of Public Order
Ministria e Mbrojtjes	339	810	664	854	857	975	1,080	626	1,108	Ministry of Defense
Sherbimi Informativ i Shtetit	50	91	78	101	98	90	104	95	103	State Information Service
Drejtoria e Radio-Televizionit	40	38	25	43	55	38	70	56	57	Department of Radio and Television
Drejtoria e Arkivit te Shtetit	3	6	6	10	21	20	24	2	27	General Directorate of Archive
Drejtoria e Rezerves se Shtetit	6	11	10	8	10	9	10	8	10	Directorate of State Reserves
Akademia e Shkencave	21	50	41	38	44	45	57	36	71	Science Academy
Sherbimi i Kontrollit te Shtetit	13	17	11	27	10	21	29	16	17	State Audit Commission
Ministria e Puneve dhe Ceshjereve Sociale	3,773	5,036	4,496	5,039	4,841	5,318	5,207	5,503	5,222	Ministry of Labor and Social Affairs
Ministria e Mbrojtjes se Mjedisit	15	19	21	23	26	26	20	8	18	Ministry of Environment
Agjensia Kombetare e Privatizimit	4	3	5	4	3	6	5	1	5	National Agency for Privatization
Prokuroria e Pergjithshme	52	76	80	59	96	88	110	62	98	State Prosecutor
Pushteti Gjyqesor	60	102	97	84	101	83	167	59	105	High Court
Gjykata Kushtetuese	4	5	11	5	7	7	16	3	9	Constitutional Court
Agjensia Telegrafike Shqiptare	5	7	6	6	8	6	16	6	10	Albanian Press Agency
Ministria e Pushtetit Vendor dhe Decentralizimit	62	116	125	177	210	282	198	149	169	Ministry of Local Government and Decentralization
Drejtoria e Pergjithshme e Doganave	35	79	81	80	88	104	104	90	106	General Customs Department
Drejtoria e Pergjithshme e Standarteve	1	2	2	1	3	2	2	1	2	General Department of Standardizations
Drejtoria e Pergjithshme e Pyjeve dhe Kullotave	32	58	53	48	74	67	61	88	90	General Directorate of Forests and Pastures
Partite Politike	0	27	21	1	24	67	41	3	34	Political Parties
Drejtoria e Pergjithshme e Tatimeve	77	110	136	125	116	160	111	201	147	General Tax Directorate
Shpenzime per sherbimin e borshit	2,405	1,662	2,969	1,954	2,062	2,104	2,785	2,032	2,604	Dept Service
Drejtoria e mjeteve matese dhe kalibrimit	0	3	4	0	4	2	5	2	6	Department of Metrology & Kalibration
Instituti i Statistikes	9	14	16	11	19	25	20	26	23	Statistics Institute
Komisioni i Letrave me Vlere	2	2	2	2	2	1	1	1	2	The Commission Securities
Enti Kombetar i Zonave te Lira	0	0	0	1	1	1	0	0	0	National Entity of Free Zones
Shkolla e Magjistratures	1	4	5	5	5	2	10	2	3	School of the Magistrature
Fondi i Zhvillimit Shqiptar	290	61	194	119	98	178	139	30	239	Rural Development Program
Qendra Kombetare Kinematografike	0	32	1	1	7	2	1	21	1	National Movies Center
Instituti i rehabilitimit te permdjekurve	3	2	4	3	5	2	2	3	2	Institute of integration of the ex political prisoners
Inspektoriat i keshillit te larte te drejtesise	5	7	7	4	5	7	7	3	7	Inspection of the high Council of Justice
Keshilli Kombetar i RTV	0	1	1	1	1	0	0	0	1	RTV State Council
Avokati i popullit	9	6	6	7	9	5	12	1	11	Ombudsman
Komisioni i Sherbimit Civil	2	3	3	3	6	4	5	1	6	Commission of civil service
Komisioni Qendror i Zgjedhjeve	5	11	10	15	117	200	127	161	52	Central Committee for Elections
Entet Lokale "Granti"	527	1,274	1,168	1,605	1,862	1,609	1,544	1,428	1,924	Local Entities "Grant"
Avokatia e Shtetit	5	7	6	6	6	9	13	2	5	State advocate
Agjentet tatimor jo-buxhetore	0	349	85	143	85	12	14	2	56	Tax agents not-budgetary
Te tjera	-934	-2,209	-1,649	4,873	54	22	38	27	51	Others



Te dhena progresive(Progressive data)

Tab. 2.5

Rrethi (District)	3Muj1 (Q1) 2005		3Muj2 (Q2) 2005		3Muj3(Q3) 2005	
	Total ne milion lek (Total in million of leks)	Per fryme ne lek (Per capita in leks)	Total ne milion lek (Total in million of leks)	Per fryme ne lek (Per capita in leks)	Total ne milion lek (Total in million of leks)	Per fryme ne lek (Per capita in leks)
Totali (Total)	29,077	9,298	68,140	21,789	109,406	34,984
Berat	590	4,784	1,425	11,556	2,382	19,308
Bulqize	158	4,472	403	11,413	657	18,600
Delvine	76	6,446	179	15,276	293	24,935
Devoll	126	3,645	282	8,159	473	13,701
Diber	409	5,438	976	12,967	1,620	21,522
Durres	922	4,279	3,015	14,000	4,617	21,437
Elbasan	1,044	4,653	2,688	11,981	4,110	18,316
Fier	865	4,335	2,062	10,331	3,406	17,061
Gramsh	177	6,058	452	15,447	690	23,560
Gjirokaster	427	7,626	1,091	19,466	1,788	31,912
Has	105	5,557	252	13,358	411	21,804
Kavaje	404	5,000	860	10,644	1,361	16,841
Kolonje	133	8,409	316	19,913	555	35,005
Korce	800	5,616	1,774	12,462	2,836	19,923
Kruje	320	4,873	708	10,791	1,133	17,277
Kucove	136	3,864	374	10,652	571	16,251
Kukes	432	7,154	1,049	17,360	1,650	27,323
Kurbini	268	4,890	593	10,834	914	16,685
Lezhe	409	5,627	1,013	13,931	1,590	21,866
Librazhd	277	4,076	590	8,675	924	13,569
Lushnje	519	3,607	1,151	7,999	1,891	13,138
Malesi e Madhe	153	4,155	380	10,340	610	16,607
Mallakaster	130	3,507	452	12,179	632	17,020
Mat	306	5,483	741	13,281	1,183	21,215
Mirdite	228	7,036	559	17,256	898	27,742
Peqin	154	4,799	363	11,297	587	18,282
Permet	143	6,306	348	15,326	583	25,673
Pogradec	360	5,076	853	12,045	1,307	18,457
Puke	241	7,769	556	17,936	919	29,656
Sarande	263	6,318	740	17,741	1,285	30,820
Skrapar	177	7,571	443	18,933	720	30,772
Shkoder	1,120	6,135	2,547	13,948	4,236	23,195
Tepelene	192	6,696	497	17,345	799	27,877
Tirane	15,868	26,578	35,699	59,793	57,366	96,084
Tropoje	193	8,479	451	19,817	716	31,440
Vlore	950	6,383	2,255	15,148	3,690	24,789

Shenim. Jane perjashtuar shpenzimet kapitale me financim te huaj.

Note. The capital expenditures by foreign financing are excluded.



Te dhena progresive(Progressive data)

ne milion leke (in million of leks)

Tab 2.6a[illegible]

Te dhena mujore (Monthly data)

ne milion leke (in million of leks)

Tab 2.6b

	Janar	Shkurt	Mars	Prill	Maj	Qershorr	Korrik	Gusht	Shtator	
Financim i brendshem	0	1,063	836	1,547	2,009	2,785	2,161	2,290	2,755	Domestic financing
Ne %	0.0	47.7	49.8	68.3	77.4	80.5	77.0	76.5	71.0	In %
Financim i huaj	938	1,166	843	718	587	675	647	702	1,123	Foreign financing
Ne %	100.0	52.3	50.2	31.7	22.6	19.5	23.0	23.5	29.0	In %
Totali i investimeve	938	2,229	1,678	2,265	2,596	3,459	2,808	2,992	3,878	Total of investments
Ne %	0.0	47.4	44.9	50.9	50.4	49.1	47.0	46.0	100.0	In %


[illegible]

Tab 2.6c

	Janar	Shkurt	Mars	Prill	Maj	Qershor	Korrik	Gusht	Shtator	
Financim i brendshem	-99.6	-1.3	-19.0	-7.8	22.2	26.7	21.8	16.3	10.9	Domestic financing
Financim i huaj	-17.9	25.2	36.2	32.3	5.0	16.1	5.7	1.9	4.6	Foreign financing
Totali i investimeve	-117.5	14.9	17.2	24.5	27.2	42.8	27.5	18.2	15.5	Total of investments

[illegible]**Tab 2.6d**

	Janar	Shkurt	Mars	Prill	Maj	Qershor	Korrik	Gusht	Shtator	
Financim i brendshem	-99.6	-6.2	-23.1	-11.9	18.1	25.0	23.6	17.7	11.2	Domestic financing
Financim i huaj	-21.5	19.0	29.4	26.3	1.5	14.5	7.3	3.2	4.9	Foreign financing
Totali i investimeve	-22.9	9.2	2.1	4.3	10.2	20.9	17.4	12.5	9.1	Total of investments



ne milion lek (in million leks)

Te dhena progresive (progressive data)

Tab.3.1.a

Nr.		Janar Jan	Shkurt Feb	Mars Mar	Prill Apr	Maj May	Qershore June	Korrik Jul	Gusht Aug	Shtator Sep	
		13,425	28,044	45,400	60,776	76,762	93,411	109,019	125,230	142,813	
A.	BUXHETI QENDROR	10,870	22,563	36,889	49,246	62,595	76,377	88,716	102,202	116,882	Central budget
I.	Ndihma	449	559	729	733	1,180	1,277	1,218	1,457	1,507	Grants
II.	Te ardhura tatimore	9,539	19,364	32,473	43,975	54,268	66,586	77,892	89,614	102,841	Tax revenues
1.	Tatim fitimi, te ardhurash	1,278	2,862	6,142	7,860	9,564	11,092	13,069	14,551	16,187	Profit, income tax
1	Tatim fitimi	1,197	2,551	4,867	6,105	7,756	9,101	10,720	12,144	13,672	Profit Tax
1	Tatim mbi biznesin e vogel	80	310	1,275	1,755	1,808	1,992	2,348	2,407	2,514	Small business tax
2.	Tatim mbi te ardhura personale	568	1,056	1,560	2,194	2,669	3,311	3,893	4,443	5,068	Personal income tax
3.	Tatim mbi mallrat dhe sherb. e brendshme	6,583	13,061	20,620	28,169	35,217	43,819	51,311	59,455	68,927	Goods & services taxes
3	TVSH	4,493	8,819	13,454	18,281	23,489	28,545	33,592	38,937	45,185	V.A.T & Turnover tax
4	Alkiza	1,143	2,136	3,435	4,895	6,276	7,893	9,336	11,109	13,140	Excises
4	Taksa e rregjistrimit te automjeteve	32	112	142	336	461	481	515	530	543	Tax on vehicles registration
5	Taksa nacionale	668	1,311	1,868	2,420	2,940	4,599	5,217	5,868	6,563	National taxes
4	Taksa lokale	248	684	1,721	2,237	2,050	2,300	2,650	3,010	3,496	Local Taxes
4.	Tatime mbi tregtine dhe trans.nderkomb.	913	1,815	2,847	3,901	4,790	5,893	7,002	8,168	9,485	Trade & international transport taxes
4	Taksa doganore	909	1,814	2,844	3,894	4,787	5,890	7,000	8,159	9,467	Customs duties
4	Taksa nacionale	4	1	3	7	3	2	1	9	18	National taxes
5.	Te tjera	198	571	1,304	1,850	2,027	2,472	2,619	2,998	3,175	Others
5	Taksa nacionale	190	529	1,046	1,593	1,849	2,434	2,609	2,941	3,156	National taxes
5	Taksa lokale	7	42	258	257	178	38	10	57	19	Local Taxes
III.	Te ardhura jotatimore	883	2,641	3,687	4,539	7,147	8,514	9,608	11,130	12,534	Nontax Revenue
1.	Te ardhura nga nd/jet dhe pronesia	232	758	1,312	1,430	2,547	3,145	3,716	4,303	4,966	Entrepreneurial and Property Income
1	Transferim fitimi nga Banka e Shqiperise	0	434	804	804	1,836	2,256	2,616	3,026	3,466	Profit transfer from BOA
1	Veprimt. Ekonom. e sektorit buxhetor	11	19	33	52	61	61	105	117	125	Income of budgetary institutions
1	Dividentet	0	0	1	3	4	104	214	289	415	Dividends
1	Interesa	26	68	78	109	130	150	184	184	186	Interests
2	Te tjera	195	237	397	462	516	574	597	688	775	Others
2.	Sherbime administ. dhe te ardhura jo-indus.	549	1,662	2,029	2,603	3,952	4,611	5,041	5,871	6,494	Administrative services and non-indus receipts
2	Nacionale	131	298	553	765	996	1,165	1,431	1,790	2,004	National
2	Lokale	17	33	58	87	996	1,166	1,432	1,791	2,004	Local
2	Jo-industriale dhe incidentale (sekondare)	400	1,332	1,418	1,751	1,960	2,279	2,178	2,290	2,487	Non-industrial and incidental
3.	Gjoha dhe sekuestime	86	187	287	411	516	586	661	747	845	Penalties
4.	Te ardhura kapitale	15	33	60	95	133	173	188	210	228	Capital Revenues
B.	Sigurime Shoqerore	2,555	5,481	8,511	11,530	14,167	17,034	20,304	23,028	25,931	Social insurance
1	Kontributi i Sigurimeve Shoqerore	2,326	4,936	7,690	10,391	12,839	15,444	18,369	20,860	23,505	Contribution of social insurance
2	Kontributi i ISKSH	122	277	431	567	699	714	726	735	745	Contribution of the institution of health caring
4	Te tjera	107	268	390	572	629	876	1,208	1,433	1,680	Others

Shenim: Shuma e ardhurave tatimore ndryshon nga tabela 1.2b. per shkak te mosperfshtjes se grupit te te ardhurave lokale 'Sherbime administrative dhe te ardhura

jo-industriale), te cilat sipas GPS perfshihen ne te ardhura jo tatimore.

Ne kete tabel te ardhurat nga sigurimet shoqerore dhe shendetesore jane paraqitur me vete nga te ardhurat tatimore.

ne milion lek (in million leks)


Te dhena mujore (monthly data)

Tab.3.1.b

Nr.		Jan Jan	Shk Feb	Mars Mar	Prill Apr	Maj May	Qershore June	Korrik Jul	Gusht Aug	Shtator Sep	
		13,425	14,620	17,356	15,376	15,986	16,649	15,608	16,210	17,583	
A.	BUXHETI QENDROR	10,870	11,693	14,326	12,357	13,349	13,782	12,339	13,486	14,680	Central budget
I.	Ndihma	449	110	171	4	447	96	-59	240	49	Grants
II.	Te ardhura tatimore	9,539	9,825	13,109	11,501	10,293	12,318	11,306	11,722	13,227	Tax revenues
1.	Tatim fitimi, te ardhurash	1,278	1,584	3,281	1,718	1,704	1,528	1,976	1,483	1,636	Profit, income tax
1	Tatim fitimi	1,197	1,354	2,316	1,238	1,651	1,345	1,619	1,424	1,528	Profit Tax
1	Tatim mbi biznesin e vogel	80	230	965	480	54	183	357	59	108	Small business tax
2.	Tatim mbi te ardhura personale	568	488	504	634	474	642	582	550	625	Personal income tax
4.	Tatim mbi mallrat dhe sherbimet e brendshme	6,583	6,477	7,559	7,549	7,048	8,601	7,492	8,144	9,472	Goods & services taxes
4	TVSH	4,493	4,326	4,635	4,827	5,208	5,056	5,047	5,345	6,247	V.A.T & Turnover tax
4	Alkiza	1,143	993	1,299	1,460	1,381	1,617	1,443	1,773	2,031	Excises
4	Taksa e rregjistrimit te automjeteve	32	80	31	193	125	20	34	15	13	Tax on vehicles registration
4	Taksa nacionale	668	643	557	552	521	1,658	618	651	695	National taxes
5	Taksa lokale	248	435	1,038	516	-187	250	350	359	486	Local Taxes
5.	Tatime mbi tregtine dhe trans.nderkombetare	913	902	1,032	1,054	889	1,102	1,109	1,166	1,317	Trade & international transport taxes
5	Taksa doganore	909	905	1,030	1,050	893	1,104	1,110	1,158	1,308	Customs duties
5	Taksa nacionale	4	-3	2	5	-4	-1	-1	8	9	National taxes
6.	Te tjera	198	374	733	546	177	444	147	379	177	Others
6	Taksa nacionale	190	339	517	547	256	585	175	332	215	National taxes
6	Taksa lokale	7	34	216	-1	-78	-140	-28	47	-37	Local Taxes
III.	Te ardhura jotatimore	883	1,758	1,046	851	2,608	1,367	1,091	1,524	1,404	Nontax Revenue
1.	Te ardhura nga nd/jet dhe pronesia	232	526	554	117	1,117	598	571	586	664	Entrepreneurial and Property Income
1	Transferim fitimi nga Banka e Shqiperise	0	434	370	0	1,032	420	360	410	440	Profit transfer from BOA
1	Veprimtaria ekonomike e sektorit buxhetor	11	8	14	19	9	0	44	12	8	Income of budgetary institutions
1	Dividentet	0	0	1	1	1	100	110	74	126	Dividends
1	Interesa	26	42	10	31	21	20	33	0	2	Interests
2	Te tjera	195	42	159	65	55	58	23	91	87	Others
2.	Sherbime administrative dhe te ardhura jo-indus.	549	1,114	366	574	1,349	659	430	830	624	Administr. services and non-indus receipts
2	Nacionale	131	167	255	212	231	169	266	359	214	National
2	Lokale	17	15	25	29	909	170	265	359	213	Local
2	Jo-industriale dhe incidentale (sekondare)	400	932	86	333	209	319	-101	112	197	Non-industrial and incidental
3.	Gjoha dhe sekuestime	86	100	100	124	105	70	76	86	98	Penalties
4.	Te ardhura kapitale	15	18	26	36	37	40	15	23	18	Capital Revenues
B.	Sigurime Shoqerore	2,555	2,926	3,030	3,019	2,637	2,867	3,269	2,724	2,903	Social insurance
1	Kontributi i Sigurimeve Shoqerore	2,326	2,610	2,754	2,701	2,448	2,605	2,925	2,491	2,645	Contribution of social insurance
2	Kontributi i ISKSH	122	155	154	135	132	16	12	8	11	Contribution of the institution of health caring
4	Te tjera	107	161	122	183	57	246	333	225	247	Others

Shenim: Shuma e te ardhurave tatimore ndryshon nga tabela 1.2b. per shkak te mosperfshtjes se grupit te te ardhurave lokale 'Sherbime administrative dhe te ardhura jo-industriale), te cilat sipas GPS perfshihen ne te ardhura jo tatimore.

Ne kete tabel te ardhurat nga sigurimet shoqerore dhe shendetesore jane paraqitur me vete nga te ardhurat tatimore.

**1.TE ARDHURAT NE ZYRAT E DOGANAVE (REVENUES FROM CUSTOMS OFFICES)**

Te dhenat progresive (progressive data)


Ne milion leke (In million leks)

Tab. 3.3a

	Janar	Shkurt	Mars	Prill	Maj	Qersh	Korrik	Gusht	Shtator	
	Jan	Feb	Mar	Apr	May	Jun	Jul	Aug	Sep	
Takse doganore	909	1,814	2,844	3,894	4,787	5,890	7,000	8,159	9,467	Customs Duties
TVSH	2,565	5,493	8,701	11,973	15,741	19,224	22,788	26,408	30,704	V.A.T & Turnover tax
Akcize	615	1,241	1,978	2,662	3,445	4,228	5,124	6,158	7,440	Excises
Te tjera	4	1	3	7	3	2	1	9	18	Others
TOTALI I DOGANAVE	4,093	8,549	13,526	18,536	23,976	29,345	34,914	40,734	47,629	Total

2. TE ARDHURAT TATIMORE NE ZYRAT E TATIMEVE DHE INSTITUCIONET BUXHETORE**(TAX REVENUES FROM TAX OFFICES & OTHER INSTITUTIONS)**

	Janar	Shkurt	Mars	Prill	Maj	Qersh	Korrik	Gusht	Shtator	
	Jan	Feb	Mar	Apr	May	Jun	Jul	Aug	Sep	
TVSH	1,928	3,326	4,753	6,308	7,749	9,321	10,804	12,529	14,481	V.A.T & Turnover tax
Akciza	527	894	1,457	2,234	2,831	3,665	4,211	4,951	5,700	Excises
Tatimi mbi fitimin	1,143	2,136	3,435	6,105	7,756	9,101	10,720	12,144	13,672	Profit Tax
Tatimi mbi te ardhurat personale	568	1,056	1,560	2,194	2,669	3,311	3,893	4,443	5,068	Personal income tax
Tatimi mbi biznesin e vogel	80	310	1,275	1,755	1,808	1,992	2,348	2,407	2,514	Small business tax
Takse nacionale	890	1,785	2,802	3,960	4,721	6,932	7,732	8,657	9,508	National taxes
Lojrat e fatit dhe kazinote	16	29	40	53	69	100	94	152	211	Tax on Gamble & Casino
TOTALI TATIMEVE	5,151	9,536	15,321	22,608	27,602	34,421	39,803	45,283	51,154	Revenues from Tax Office
	9,244	18,085	28,848	41,145	51,578	63,766	74,717	86,017	98,783	Revenue from Customs and Tax Offices

**1.TE ARDHURAT NE ZYRAT E DOGANAVE (REVENUES FROM CUSTOMS OFFICES)**

mujore (monthly data)

Ne milion leke (In million leks)

Tab. 3.3 b

	Janar	Shkurt	Mars	Prill	Maj	Qersh	Korrik	Gusht	Shtator	
	Jan	Feb	Mar	Apr	May	Jun	Jul	Aug	Sep	
Takse doganore	909	905	1,030	1,050	893	1,104	1,110	1,158	1,308	Customs Duties
TVSH	2,565	2,928	3,209	3,272	3,767	3,484	3,564	3,620	4,296	V.A.T & Turnover tax
Akcize	615	626	737	684	784	783	896	1,034	1,282	Excises
Te tjera	4	-3	2	5	-4	-1	-1	8	9	Others
TOTALI I DOGANAVE	4,093	4,456	4,978	5,010	5,440	5,369	5,568	5,820	6,895	Total

2. TE ARDHURAT NE ZYRAT E TATIMEVE DHE INSTITUCIONET BUXHETORE

(REVENUES FROM TAX OFFICES & OTHER INSTITUTIONS)

	Janar	Shkurt	Mars	Prill	Maj	Qersh	Korrik	Gusht	Shtator	
	Jan	Feb	Mar	Apr	May	Jun	Jul	Aug	Sep	
TVSH & T.Qarkullimi	1,928	1,399	1,426	1,555	1,441	1,572	1,483	1,725	1,952	V.A.T & Turnover tax
Akciza	527	367	562	777	597	834	547	740	749	Excises
Tatimi mbi fitimin	1,143	993	1,299	2,670	1,651	1,345	1,619	1,424	1,528	Profit Tax
Tatimi mbi te ardhurat personale	568	488	504	634	474	642	582	550	625	Personal income tax
Tatimi mbi biznesin e vogel	80	230	965	480	54	183	357	59	108	Small business tax
Takse nacionale	890	895	1,017	1,158	761	2,212	799	926	850	National taxes
Lojrat e fatit dhe kazinote	16	13	12	13	15	32	-6	57	59	Tax on Gamble & Casino
TOTALI TATIMEVE	5,151	4,385	5,785	7,287	4,993	6,820	5,382	5,480	5,871	Revenues from Tax Office
	9,244	8,841	10,763	12,297	10,433	12,189	10,950	11,301	12,765	Revenue from Customs and Tax Offices

[illegible]

Tab. 3.3 c

	Janar	Shkurt	Mars	Prill	Maj	Qershor	Korrik	Gusht	Shtator	
	Jan	Feb	Mar	Apr	May	Jun	Jul	Aug	Sep	
Takse doganore	6.19	-0.16	-3.97	-1.74	-6.27	-6.28	-5.72	-5.53	-3.54	Customs Duties
TVSH	9.18	13.80	10.80	11.45	11.95	10.85	11.67	11.00	12.83	V.A.T & Turnover tax
Akcize	12.23	13.70	10.28	13.66	13.60	14.50	15.18	15.06	16.99	Excises
Te tjera	-93.08	-97.77	-97.54	-92.48	-91.33	-13.78	-88.68	12.73	227.13	Others
TOTALI I DOGANAVE	7.55	10.14	6.36	8.12	7.80	7.40	8.12	7.80	9.76	Total

2. TE ARDHURAT NE ZYRAT E TATIMEVE DHE INSTITUCIONET BUXHETORE

(REVENUES FROM TAX OFFICES & OTHER INSTITUTIONS)

	Janar Jan	Shkurt Feb	Mars Mar	Prill Apr	Maj May	Qersh Jun	Korrik Jul	Gusht Aug	Gusht Sep	
TVSH	28.22	4.91	3.02	8.08	3.08	2.69	1.59	0.62	1.42	V.A.T & Turnover tax
Akciza	24.04	5.59	37.58	19.40	16.32	15.47	9.94	8.41	9.56	Excises
Tatimi mbi fitimin	11.62	7.47	-4.68	27.79	27.68	20.05	17.29	15.40	16.38	Profit Tax
Tatimi mbi te ardhurat personale	4.22	1.75	-2.32	2.41	1.28	6.33	6.88	8.04	7.75	Personal income tax
Tatimi mbi bisnesin e vogel	-41.75	-42.64	-22.00	-13.88	-17.48	-13.73	-4.29	-11.33	-27.98	Small business tax
Takse nacionale	2.75	-11.34	-7.04	-7.02	-15.31	4.46	2.13	1.05	0.49	National taxes
Lojrat e fatit dhe kazinote	64.31	25.44	35.74	28.32	28.21	56.97	24.20	76.14	115.98	Tax on Gamble & Casino
TOTALI I TATIMEVE	14.22	-0.87	-1.48	7.84	4.24	7.72	6.57	5.26	4.43	Revenues from Tax Office
	11.16	4.05	2.05	7.97	5.87	7.57	7.29	6.44	6.94	Revenue from Customs and Tax Offices

[illegible]**Tab. 3.3 d**

	Janar	Shkurt	Mars	Prill	Maj	Qershor	Korrik	Gusht	Shtator	
	Jan	Feb	Mar	Apr	May	Jun	Jul	Aug	Sep	
Takse doganore	16.53	7.84	6.58	7.87	1.27	-5.18	-5.71	-2.27	-2.21	Customs Duties
TVSH	19.80	22.92	22.96	22.36	20.96	12.16	11.68	14.82	14.38	V.A.T & Turnover tax
Akcize	23.15	22.81	22.39	24.78	22.74	15.85	15.19	19.03	18.60	Excises
Te tjera	-92.40	-97.59	-97.27	-91.74	-90.63	-12.76	-88.68	16.62	231.63	Others
TOTALI I DOGANAVE	18.01	18.97	18.03	18.70	16.48	8.67	8.13	11.51	11.27	Total

2. TE ARDHURAT NE ZYRAT E TATIMEVE DHE INSTITUCIONET BUXHETORE

(REVENUES FROM TAX OFFICES& OTHER BUDGETARY INSTITUTIONS)

	Janar Jan	Shkurt Feb	Mars Mar	Prill Apr	Maj May	Qersh Jun	Korrik Jul	Gusht Aug	Gusht Sep	
TVSH	22.67	-0.30	-2.14	3.18	-0.35	1.28	3.11	1.89	1.71	V.A.T & Turnover tax
Akciza	18.67	0.35	30.69	13.99	12.46	13.89	11.59	9.78	9.88	Excises
Tatimi mbi fitimin	6.78	2.14	-9.46	22.01	23.44	18.40	19.05	16.86	16.72	Profit Tax
Tatimi mbi te ardhurat personale	-0.29	-3.30	-7.22	-2.23	-2.09	4.88	8.48	9.40	8.06	Personal income tax
Tatimi mbi bisnesin e vogel	-44.27	-45.48	-25.91	-17.78	-20.22	-14.91	-2.85	-10.21	-27.77	Small business tax
Takse nacionale	-1.70	-15.73	-11.70	-11.23	-18.12	3.03	3.66	2.32	0.78	National taxes
Lojrat e fatit dhe kazinote	57.19	19.22	28.94	22.51	23.95	54.82	26.06	78.36	116.61	Tax on Gamble & Casino
TOTALI TATIMOR	9.27	-5.78	-6.42	2.96	0.78	6.25	8.17	6.58	4.73	Revenues from Tax Office
TATIMI MBI VETË	6.35	-1.11	-3.07	3.08	2.35	6.10	8.90	7.78	7.25	Revenue from Customs and Tax Offices

Totali i te Ardhurave Tatimore ne zyrat e Doganave
(Progresive)
Total Revenues in Customs Office





Te dhena progresive (Progressive Data)

Ne milion leke (In million Leks)

Tab. 4.1a

	Jan Jan	Shkurt Feb	Mars Mar	Prill April	Maj May	Qersh June	Korrik July	Gusht Aug	Shtator Sep	
Totali i te Ardhurave	13,425	28,044	45,400	60,776	76,762	93,411	109,019	125,230	142,813	Total Revenues
Totali i Shpenzimeve	11,407	26,397	41,968	64,680	83,010	102,879	123,234	140,682	161,795	Total Expenditures
Deficiti	2,018	1,647	3,432	-3,904	-6,249	-9,468	-14,214	-15,452	-18,983	Cash-Balance
Financimi dhe shpallje	1,180	1,320	1,213	2,904	4,249	5,248	7,214	7,239	12,893	Financing
a. Bono thesari	400	484	286	-1,233	-1,627	-352	-2,564	-3,723	-2,986	Treasury bills
b. Ndryshimi i gjendjes se arkës	-2,320	-1,280	-3,564	-4,514	-3,786	-4,016	-1,677	-1,057	-897	Chang.of stat. account
Depozitat e qev. ne Banken e Shqip.	-2,194	-774	-2,855	-3,636	-3,026	-3,707	-1,143	-1,174	-1,378	Deposit of Government in B.O.A
Depoz. e Sigurimit Shq. & Shend.	-126	-506	-709	-877	-760	-309	-534	116	481	Deposit of Social & Health Ins.
c. Mjete ne ruajtje	449	81	78	141	343	232	218	268	383	Non-budget revenues
d. Te ardhurat qe vaten privatizimi	189	837	698	1,000	1,099	844	886	844	883	Income from privatisation receipts
e. Te ardhurat tjera	79	832	2,251	2,332	2,823	10,847	11,235	16,294	17,859	Others
a. Hua afatgjate	275	1,123	1,546	2,430	2,435	1,948	2,324	2,446	3,641	Long-term Loan
-Marre	483	1,544	2,084	3,007	3,330	3,479	4,092	4,418	5,735	Drawings
-Shlyer (Ripagesat)	209	422	538	577	895	1,531	1,768	1,972	2,094	Repayments
b. Ndryshimi i gjendjes se arkës	155	155	155	155	-178	172	259	411	155	Chang.of stat. account



Te dhena mujore (Monthly Data)

n leke (In million Leks)

Tab. 4.1b

	Jan Jan	Shkurt Feb	Mars Mar	Prill April	Maj May	Qersh June	Korrik July	Gusht Aug	Shtator Sep	
Totali i te Ardhurave	13,425	14,620	17,356	15,376	15,986	16,649	15,608	16,210	17,583	Total Revenues
Totali i Shpenzimeve	11,407	14,991	15,571	22,712	18,331	19,869	20,354	17,448	21,114	Total Expenditures
Deficiti	2,018	-371	1,785	-7,336	-2,344	-3,219	-4,746	-1,238	-3,531	Cash-Balance
Financimi dhe shpallje	1,180	2,000	1,077	2,193	2,344	3,219	4,246	1,238	2,831	Financing
a. Bono thesari	400	84	-198	-1,519	-394	1,275	-2,212	-1,158	737	Treasury bills
b. Ndryshimi i gjendjes se arkës	-2,320	1,040	-2,285	-949	728	-230	2,339	620	160	Chang.of stat. account
Depozitat e qev. ne Banken e Shqip.	-2,194	1,420	-2,081	-781	610	-681	2,564	-30	-204	Deposit of Government in B.O.A
Depoz. e Sigurimit Shq. & Shend.	-126	-379	-203	-168	118	451	-225	650	364	Deposit of Social & Health Ins.
c. Mjete ne ruajtje	449	-368	-3	62	202	-111	-14	50	115	Non-budget revenues
d. Te ardhurat qe vaten privatizimi	189	837	1,000	1,000	1,099	844	886	844	883	Income from privatisation receipts
e. Te ardhurat tjera	79	830	1,689	2,183	1,891	2,244	3,987	1,440	1,365	Others
a. Hua afatgjate	275	848	423	884	5	-487	376	122	1,196	Long-term Loan
-Marre	483	1,061	539	923	323	149	614	326	1,318	Drawings
-Shlyer (Ripagesat)	209	213	116	39	318	636	237	204	122	Repayments
b. Ndryshimi i gjendjes se arkës	6	1	128	-195	-118	351	86	152	-256	Chang.of stat. account



Te dhena progresive (Progressive Data)

ne milion leke (in million leks)

Klasifikimi	3-Muj I (Q1)	ne % (in %)	3-Muj 2 (Q2)	ne % (in %)	3-Muj 3 (Q2)	ne % (in %)	Classification
STOKU I BORXHIT	299,784	100.00	307,648	100.00	308,115	100.00	DEBT STOCK
1. Bono Thesari + Obligacione	298,058	99.42	305,922	99.44	306,389	99.44	Treasury Bills
2. Kredi Direkte	0	0.00	0	0.00	0	0.00	Direct Credit
3. Obligacione Rikapitalizimi BKT	1,726	0.58	1,726	0.56	1,726	0.56	Bond for NBC capitalization

TABELA I - TABLE I

BORXHI I JASHEM* AFATGJATE I SHQIPERISE
TE DHENA PERMBLEDHESE

LONG-TERM EXTERNAL DEBT* OF ALBANIA
SUMMARIZED DATA

Klasifikimi	1997**	1998	1999	2000	2001	2002	2003	2004	2005***	(USD'000) GJITHSEJ TOTAL	Classification
I. TE DHENA KUMULATIVE											I. CUMULATIVE DATA (STOCK)
Borxhi Neto	347,457.08	460,452.71	550,083.15	616,975.62	697,707.27	979,618.65	1,200,404.02	1,389,965.51	1,343,177.87	1,343,177.87	Debt Outstanding Disbursed (DOD)
Terheqjet	504,205.87	606,265.05	730,739.69	834,601.83	923,561.00	1,070,356.08	1,204,401.94	1,351,110.04	1,427,534.28	1,427,534.28	Drawings
<u>Pagesat e Borxhit</u>	<u>48,162.84</u>										

TABELA I.1 - TABLE I.1

BORXHI I JASHEM SHTETEROR I SHQIPERISE
TE DHENA PERMBLEDHESEEXTERNAL PUBLIC DEBT OF ALBANIA
SUMMARIZED DATA

(USD'000)											Classification
Klasifikimi	1997*	1998	1999	2000	2001	2002	2003	2004	2005** I	GJITHSEJ TOTAL	
I. TE DHENA KUMULATIVE											I. CUMULATIVE DATA (STOCK)
Borxhi Neto	276,428.25	357,738.27	447,607.99	517,956.34	594,875.91	858,849.96	1,025,832.08	1,178,379.12	1,139,886.54	1,139,886.54	Debt Outstanding Disbursed (DOD)
Terheqjet	425,138.16	499,742.91	610,141.59	707,839.77	786,589.78	921,984.81	1,022,452.76	1,137,000.22	1,194,909.95	1,194,909.95	Drawings
Pagesat e Borxhit	43,590.91	56,871.70	67,131.96	78,832.56	91,998.80	127,154.40	161,179.22	207,815.16	240,751.73	240,751.73	Debt Service
-Principal	19,516.78	28,160.87	34,274.77	41,122.67	46,719.89	65,706.63	86,009.45	115,899.39	136,841.72	136,841.72	-Principal
-Interes	24,074.13	28,710.83	32,857.19	37,709.89	45,278.91	61,447.77	75,169.77	91,915.77	103,910.01	103,910.01	-Interest
Borxhi i nenshkruar i paterhequr	158,554.70	241,759.45	274,851.49	258,297.64	269,741.53	357,284.10	362,387.14	450,768.39	446,234.30	446,234.30	Committed Undisbursed Balance (CUB)
II. TE DHENA VJETORE											II. ANNUAL DATA (FLOWS)
Terheqjet	425,138.16	74,604.75	110,398.68	97,698.18	78,750.01	135,395.03	100,467.95	114,547.46	57,909.73	1,194,909.95	Drawings
Pagesat e Borxhit	43,590.91	13,280.79	10,260.26	11,700.60	13,166.24	35,155.60	34,024.82	46,635.94	32,936.57	240,751.73	Debt Service
-Principal	19,516.78	8,644.09	6,113.90	6,847.90	5,597.22	18,986.74	20,302.82	29,889.94	20,942.33	136,841.72	-Principal
-Interes	24,074.13	4,636.70	4,146.36	4,852.70	7,569.02	16,168.86	13,722.00	16,746.00	11,994.24	103,910.01	-Interest

*) Te dhena kumulative (1991-1997)

**) Deri me 30.09.2005

Ne kete tabelë nuk perfshihet kredia e FMN-se

*) Cumulative data (1991-1997)

**) As of September 30, 2005

IMF credit is not included

TABELA I.2 - TABLE I.2

BORXHI I JASHEM I GARANTUAR I SHQIPERISE
TE DHENA PERMBLEDHESEEXTERNAL PUBLICLY GUARANTEED DEBT OF ALBANIA
SUMMARIZED DATA

(USD'000)										Classification
Klasifikimi	1997*	1998	1999	2000	2001	2002	2003	2004	2005**	
I. TE DHENA KUMULATIVE										I. CUMULATIVE DATA (STOCK)
Borxhi Neto	71,028.83	102,714.44	102,475.16	99,019.28	102,831.36	120,768.69	174,571.94	211,586.39	203,291.33	Debt Outstanding Disbursed (DOD)
Terheqjet	79,067.71	106,522.14	120,598.10	126,762.06	136,971.22	148,371.27	181,949.18	214,109.82	232,624.33	Drawings
Pagesat e Borxhit	4,571.93	6,849.43	10,236.36	13,917.56	17,188.45	23,442.53	31,695.84	41,145.77	47,424.46	Debt Service
-Principal	1,666.67	2,500.00	4,016.89	5,732.81	6,893.94	11,289.86	16,857.23	22,800.07	26,546.29	-Principal
-Interes	2,905.26	4,349.43	6,219.47	8,184.75	10,294.51	12,152.67	14,838.61	18,345.70	20,878.17	-Interest
Borxhi i nenshkruar i paterhequr	115,325.64	106,271.86	86,405.66	105,036.63	87,390.98	111,853.00	124,412.47	229,435.45	236,755.62	Committed Undisbursed Balance (CUB)
II. TE DHENA VJETORE										II. ANNUAL DATA (FLOWS)
Terheqjet	79,067.71	27,454.43	14,075.96	6,163.96	10,209.16	11,400.05	33,577.91	32,160.64	18,514.51	Drawings
Pagesat e Borxhit	4,571.93	2,277.50	3,386.93	3,681.20	3,270.89	6,254.08	8,253.31	9,449.93	6,278.69	Debt Service
-Principal	1,666.67	833.33	1,516.89	1,715.92	1,161.13	4,395.92	5,567.37	5,942.84	3,746.22	-Principal
-Interes	2,905.26	1,444.17	1,870.04	1,965.28	2,109.76	1,858.16	2,685.94	3,507.09	2,532.47	-Interest

*) Te dhena kumulative (1991-1997)

**) Deri me 30.09.2005

*) Cumulative data (1991-1997)

**) As of September 30, 2005

TABELA II - TABLE II

BORXHI I JASHEM* AFATGJATE I SHQIPERISE
TERHEQJET NE VITE NGA KREDITE E HUAJA SIPAS KREDITOREVE

LONG-TERM EXTERNAL DEBT* OF ALBANIA
DRAWINGS BY YEARS AND BY CREDITORS

Sipas kreditoreve	PARA 1998 UP TO 1998	1998	1999	2000	2001	2002	2003	2004	2005			GJITHSEJ TOTAL	By Creditors
									I	II	III		
-Shumepalesh (I)	176,991.81	69,261.75	103,753.82	82,919.87	54,692.74	109,590.01	104,476.45	110,687.90	21,762.16	15,820.77	13,643.73	863,601.01	-Multilateral (I)
CEB							850.00	3,172.00	-	1,000.00	-	5,022.00	CEB
EBRD	11,359.81	-	382.46	1,836.88	2,122.06	7,243.69	15,265.15	15,790.82	3,742.69	4,921.55	2,011.05	64,676.15	EBRD
EIB	-	981.75	15,334.79	12,585.73	10,186.30	10,091.02	14,445.10	13,362.70	3,946.50	-	3,709.80	84,643.68	EIB
IDA	157,655.56	63,679.34	80,630.39	64,468.54	34,159.04	79,275.75	60,882.35	66,843.80	9,034.34	9,312.46	7,495.33	633,436.91	IDA
IDB	-	500.00	534.80	1,211.48	3,436.36	4,690.34	3,906.50	4,352.78	3,257.08	42.04	-	21,931.37	IDB
IFAD	5,699.73	2,243.00	4,890.40	1,376.14	2,370.28	3,958.67	5,837.90	2,927.03	1,300.80	430.43	427.55	31,461.94	IFAD
OPEC	2,276.71	1,857.66	1,980.97	1,441.10	2,418.70	4,330.54	3,289.45	4,238.78	480.75	114.30	-	22,428.96	OPEC
-Dypalesh (II)	240,963.84	32,797.43	20,720.82	20,942.26	34,266.42	37,205.07	29,569.42	36,020.19	14,019.10	6,289.77	4,888.71	483,091.26	-Bilateral (II)
AUSTRI	5,964.78	-	-	-	-	-	-	-	-	-	-	5,964.78	AUSTRIA
GJERMANI	57,223.38	10,559.59	1,099.46	5,142.75	4,918.30	8,748.71	9,786.38	10,541.05	2,235.29	2,133.34	1,935.64	114,323.90	GERMANY
GREQI	1,042.07	9,905.57	1,795.39	1,512.58	1,285.84	-	-	-	-	-	-	15,541.44	GREECE
ITALI	64,912.22	8,960.89	8,151.02	3,372.49	10,197.86	21,548.56	5,636.78	7,911.46	2,564.16	1,340.23	1,468.68	136,064.34	ITALY
JAPONI	19,180.24	1,261.56	7,711.56	1,793.81	-	-	5,469.69	9,537.04	8,976.27	2,816.20	1,484.38	58,230.75	JAPAN
KINE	37,260.36	-	-	-	-	-	-	-	-	-	-	37,260.36	CHINA
KUVAIT	13,147.39	2,109.82	1,963.39	725.76	2,652.55	6,907.81	8,676.58	936.19	243.39	-	-	37,362.88	KUWAIT
NORVEGJI	2,500.00	-	-	8,394.87	15,211.87	-	-	-	-	-	-	26,106.74	NORWAY
SUEDI	4,125.00	-	-	-	-	-	-	-	-	-	-	4,125.00	SWEDEN
TURQI	20,269.19	-	-	-	-	-	-	-	-	-	-	20,269.19	TURKEY
KOREA	-	-	-	-	-	-	-	7,094.45	-	-	-	7,094.45	SOUTH KOREA
HUNGARI	14,178.95	-	-	-	-	-	-	-	-	-	-	14,178.95	HUNGARY
MAQEDONI	1,160.26	-	-	-	-	-	-	-	-	-	-	1,160.26	FYROM
RUMANIA	5,408.23	-	-	-	-	-	-	-	-	-	-	5,408.23	ROMANIA
-Klubi i Parisit (III)	80,841.98	-	-	-	-	-	-	-	-	-	-	80,841.98	-Paris Club (III)
AUSTRI	8,201.47	-	-	-	-	-	-	-	-	-	-	8,201.47	AUSTRIA
ANGLI	24.89	-	-	-	-	-	-	-	-	-	-	24.89	UNITED KINGDOM
DANIMARKE	127.00	-	-	-	-	-	-	-	-	-	-	127.00	DENMARK
FRANCE	20,059.83	-	-	-	-	-	-	-	-	-	-	20,059.83	FRANCE
GJERMANI	13,490.04	-	-	-	-	-	-	-	-	-	-	13,490.04	GERMANY
HOLLANDE	1,094.18	-	-	-	-	-	-	-	-	-	-	1,094.18	NETHERLANDS
ITALI	2,139.96	-	-	-	-	-	-	-	-	-	-	2,139.96	ITALY
RUSI	35,704.62	-	-	-	-	-	-	-	-	-	-	35,704.62	RUSSIA
GJITHSEJ (I+II+III)	498,797.64	102,059.18	124,474.64	103,862.13	88,959.15	146,795.08	134,045.86	146,708.09	35,781.27	22,110.54	18,532.44	1,427,534.25	TOTAL (I+II+III)

*) Perfshin borxhin shtetedor dhe shtetedor te garantuar (Tabela II.1 + Tabela II.2)

**) Deri me 30.09.2005

Ne kete tabelë nuk perfshihet kredia e FMN-se

*) Includes external direct and external guaranteed debt (Table II.1 + Table II.2)

**) As of September 30, 2005

IMF credit is not included

TABELA II.1 - TABLE II.1

BORXHI I JASHEM SHETEROR I SHQIPERISE
TERHEQJET NE VITE NGA KREDITE E HUAJA SIPAS KREDITOREVE

LONG-TERM EXTERNAL PUBLIC DEBT OF ALBANIA
DRAWINGS BY YEARS AND BY CREDITORS

Sipas kreditoreve	PARA 1998 UP TO 1998	1998	1999	2000	2001	2002	2003	2004	(USD'000)			GJITHSEJ TOTAL	By Creditors
									I	II	III		
-Shumepalesh (I)	165,632.00	68,280.00	99,372.22	81,082.99	52,570.68	102,346.33	78,682.04	97,745.17	20,804.48	13,810.65	13,436.04	793,762.60	-Multilateral (I)
CEB	-	-	-	-	-	-	850.00	3,172.00	-	1,000.00	-	5,022.00	CEB
EBRD	-	-	-	-	-	-	3,915.85	9,026.09	2,785.01	2,911.42	1,803.36	20,441.72	EBRD
EIB	-	-	11,335.66	12,585.73	10,186.30	10,091.02	-	7,184.70	3,946.50	-	3,709.80	59,039.71	EIB
IDA	157,655.56	63,679.34	80,630.39	64,468.54	34,159.04	79,275.75	60,882.35	66,843.80	9,034.34	9,312.46	7,495.33	633,436.91	IDA
IDB	-	500.00	534.80	1,211.48	3,436.36	4,690.34	3,906.50	4,352.78	3,257.08	42.04	-	21,931.37	IDB
IFAD	5,699.73	2,243.00	4,890.40	1,376.14	2,370.28	3,958.67	5,837.90	2,927.03	1,300.80	430.43	427.55	31,461.94	IFAD
OPEC	2,276.71	1,857.66	1,980.97	1,441.10	2,418.70	4,330.54	3,289.45	4,238.78	480.75	114.30	-	22,428.96	OPEC
-Dypalesh (II)	173,255.95	6,324.75	11,026.46	16,615.19	26,179.33	33,048.71	21,785.91	16,802.29	4,049.01	3,059.92	2,749.63	320,305.37	-Bilateral (II)
AUSTRI	5,964.78	-	-	-	-	-	-	-	-	-	-	5,964.78	AUSTRIA
GJERMANI	16,972.76	2,499.88	1,078.74	3,168.66	2,516.66	7,853.90	9,731.55	10,531.11	2,235.29	2,133.34	1,935.64	60,657.54	GERMANY
GREQI	1,042.07	-	1,795.39	1,512.58	1,285.84	-	-	-	-	-	-	5,635.88	GREECE
ITALI	37,511.45	1,715.04	6,188.94	2,813.32	4,512.42	18,287.00	3,377.78	5,334.99	1,570.33	926.58	813.99	83,051.83	ITALY
JAPONI	19,123.74	-	-	-	-	-	-	-	-	-	-	19,123.74	JAPAN
KINE	37,260.36	-	-	-	-	-	-	-	-	-	-	37,260.36	CHINA
KUVAIT	13,147.39	2,109.82	1,963.39	725.76	2,652.54	6,907.81	8,676.58	936.19	243.39	-	-	37,362.87	KUWAIT
NORVEGJI	2,500.00	-	-	8,394.87	15,211.87	-	-	-	-	-	-	26,106.74	NORWAY
SUEDI	4,125.00	-	-	-	-	-	-	-	-	-	-	4,125.00	SWEDEN
TURQI	20,269.19	-	-	-	-	-	-	-	-	-	-	20,269.19	TURKEY
HUNGARI	14,178.95	-	-	-	-	-	-	-	-	-	-	14,178.95	HUNGARY
MAQEDONI	1,160.26	-	-	-	-	-	-	-	-	-	-	1,160.26	FYROM
RUMANI	5,408.23	-	-	-	-	-	-	-	-	-	-	5,408.23	ROMANIA
-Klubi i Parisit (III)	80,841.98	-	-	-	-	-	-	-	-	-	-	80,841.98	-Paris Club (III)
AUSTRI	8,201.47	-	-	-	-	-	-	-	-	-	-	8,201.47	AUSTRIA
ANGLI	24.89	-	-	-	-	-	-	-	-	-	-	24.89	UNITED KINGDOM
DANIMARKE	127.00	-	-	-	-	-	-	-	-	-	-	127.00	DENMARK
FRANCE	20,059.83	-	-	-	-	-	-	-	-	-	-	20,059.83	FRANCE
GJERMANI	13,490.04	-	-	-	-	-	-	-	-	-	-	13,490.04	GERMANY
HOLLANDE	1,094.18	-	-	-	-	-	-	-	-	-	-	1,094.18	NETHERLANDS
ITALI	2,139.96	-	-	-	-	-	-	-	-	-	-	2,139.96	ITALY
RUSI	35,704.62	-	-	-	-	-	-	-	-	-	-	35,704.62	RUSSIA
GJITHSEJ (I+II+III)	419,729.93	74,604.75	110,398.68	97,698.18	78,750.01	135,395.04	100,467.95	114,547.46	24,853.49	16,870.57	16,185.67	1,194,909.95	TOTAL (I+II+III)

*) Deri me 30.09.2005
Ne kete tabelë nuk perfshihet kredia e FMN-se

*) As of September 30, 2005
IMF credit is not included

TABELA II.2 - TABLE II.2

BORXHI I JASHEM I GARANTUAR I SHQIPERISE
TERHEQJET NE VITE NGA KREDITE E HUAJA SIPAS KREDITOREVE

EXTERNAL PUBLICLY GUARANTEED DEBT OF ALBANIA
DRAWINGS BY YEARS AND BY CREDITORS

(USD'000)													
Sipas kreditoreve	PARA 1998 UP TO 1998	1998	1999	2000	2001	2002	2003	2004	2005			GJITHSEJ TOTAL	By Creditors
									I	II	III		
-Shumepalesh (I)	11,359.81	981.75	4,381.59	1,836.88	2,122.06	7,243.69	25,794.40	12,942.73	957.69	2,010.13	207.69	69,838.42	-Multilateral (I)
EBRD	11,359.81	-	382.46	1,836.88	2,122.06	7,243.69	11,349.31	6,764.73	957.69	2,010.13	207.69	44,234.44	EBRD
EIB	-	981.75	3,999.13	-	-	-	14,445.10	6,178.00	-	-	-	25,603.98	EIB
-Dypalesh (II)	67,707.90	26,472.69	9,694.36	4,327.08	8,087.10	4,156.37	7,783.51	19,217.90	9,970.09	3,229.85	2,139.07	162,785.91	-Bilateral (II)
GJERMANI	40,250.63	8,059.71	20.72	1,974.09	2,401.65	894.81	54.83	9.93	-	-	-	53,666.37	GERMANY
GREQI	-	9,905.57	-	-	-	-	-	-	-	-	-	9,905.57	GREECE
ITALI	27,400.77	7,245.85	1,962.08	559.18	5,685.45	3,261.56	2,259.00	2,576.48	993.82	413.65	654.69	53,012.52	ITALY
JAPONI	56.50	1,261.56	7,711.56	1,793.81	-	-	5,469.69	9,537.04	8,976.27	2,816.20	1,484.38	39,107.01	JAPAN
KOREA	-	-	-	-	-	-	-	7,094.45	-	-	-	7,094.45	SOUTH KOREA
GJITHSEJ (I+II)	79,067.71	27,454.43	14,075.96	6,163.96	10,209.16	11,400.06	33,577.91	32,160.63	10,927.77	5,239.97	2,346.77	232,624.33	TOTAL (I+II)

*) Deri me 30.09.2005

*) As of September 30, 2005

TABELA III - TABLE III

BORXHI I JASHEM* AFATGJATE I SHQIPERISE
TERHEQJET NE VITE SPAS SEKTOREVE EKONOMIKE

LONG-TERM EXTERNAL DEBT* OF ALBANIA
DRAWINGS BY ECONOMIC SECTORS

Sipas sektoreve ekonomike	PARA 1998 UP TO 1998	1998	1999	2000	2001	2002	2003	2004	2005			GJITHSEJ TOTAL	By Economic Sectors
									I	II	III		
ADMINISTRATA SHETETERORE	5,403.64	1,644.01	2,363.20	2,857.08	2,325.28	4,919.32	6,142.81	3,229.64	752.83	743.06	963.99	31,344.85	Public Administration
ARESIMI	9,739.42	1,735.79	1,107.59	684.86	394.01	733.76	7,827.11	6,327.82	118.99			28,669.34	Education
BILANCI I PAGESAVE	12,589.78	9,905.57	-	-	-	-	-	-				22,495.35	Balance of Payment
BUJQESI, UJITJE	42,146.73	7,365.57	9,379.75	7,176.23	7,139.81	13,375.64	12,688.01	5,838.22	1,870.05	1,111.78	932.15	109,023.94	Agriculture-Irrigation
ENERGJETIKE	15,391.99	4,585.25	9,721.29	13,641.81	23,577.53	35,740.65	35,355.70	42,657.18	17,994.37	7,214.77	3,862.27	209,742.80	Energy
IMPORT MALLRASH DHE PAJISJESH	65,114.70	1,715.04	6,188.94	2,813.32	3,209.21	213.61	8.66	-				79,263.46	Import of Goods and Services
INDUSTRI E LEHTE	3,052.47	-	-	-	-	-	-	-				3,052.47	Light Industry
INFRASTRUKTURE URBANE DHE RURALE	-	-	2,100.02	5,864.66	6,776.24	2,202.68	6,962.25	11,762.69	1,620.24	2,458.41	2,821.67	42,568.85	Urban and Rural Infrastructure
KLUBI I PARISIT DHE RISKEDULIME TE TJE	138,033.62	-	-	-	-	-	-	-				138,033.62	Paris Club & Other Rescheduling
MBESHTETJE PER BUXHETIN	64,604.67	36,901.63	49,171.67	24,164.09	-	29,101.82	18,955.57	19,861.10				242,760.54	Budgetary Support
MBROJTJA	1,858.23	-	-	367.18	230.25	700.52	1,841.35	2,403.42	672.20	580.97	243.52	8,897.63	Defence
MBROJTJA E MJEDISIT	-	-	-	-	359.85	216.26	228.54	351.80	1,445.71		-	289.25	Environmental Protection
PRODHIME ELEKTRIKE	-	-	-	-	-	-	-	-				-	Electrical Products
PYJE	1,013.79	1,261.49	259.88	433.76	1,176.61	1,820.61	1,038.36	370.09				7,374.59	Forestry
SHENDETESI	3,932.61	1,004.87	3,203.15	6,142.28	4,827.84	5,691.20	1,190.05	6,766.13	1,280.28	1,025.72	32.92	35,031.19	Health
SIGURIME SHOQ./TREGU I PUNES	8,003.59	1,528.97	1,089.86	1.95	-	385.92	296.37	235.03	120.65	108.22	185.83	11,952.49	Social Safety/Labor Market
STREHIMI	13,893.94	196.35	735.18	263.95	1,285.84	-	-	-				16,375.25	Housing
TE TJERA	13,104.49	-	-	-	-	-	-	-				13,104.49	Others
TELEKOMUNIKACION	16,837.41	732.17	26.75	-	361.64	-	-	-				17,957.97	Telecommunication
TRANSPORT	29,138.80	9,013.69	23,532.64	26,723.09	25,848.71	31,446.70	18,105.00	31,994.85	7,773.10	5,638.76	7,235.01	216,450.35	Transport
TRANSPORTI AJROR	19,312.61	8,191.12	20.72	45.48	-	-	-	-				27,569.93	Air Transport
TRANSPORTI HEKURUDHOR	3,787.59	739.23	-	-	-	-	-	-				4,526.82	Rail Transport
UJESJELLESA/KANALIZIME	17,850.76	8,171.32	3,508.97	3,354.83	6,315.44	10,555.44	15,799.88	11,843.90	3,723.47	2,282.25	1,893.39	85,299.63	Water Supply and Sewerage
ZHVILL. SEK.PRIVAT	10,806.73	5,032.09	9,381.25	7,867.72	2,818.98	5,535.98	439.17	102.09				42,500.17	Enterprise Sector Development
ZHVILLIMI RURAL	8,588.34	2,335.01	2,683.80	1,463.75	2,311.89	4,154.98	7,167.06	2,963.93	1,300.80	430.43	427.55	33,827.54	Rural Development
GJITHSEJ	504,205.89	102,059.16	124,474.63	103,862.13	88,959.13	146,795.07	134,045.87	146,707.87	35,781.27	22,110.54	18,532.46	1,427,534.02	TOTAL

*) Perfshin borxhin shtetesor dhe shtetesor te garantuar
Ne kete table nuk perfshihet kredia e FMN-se

*) Includes external public and external publicly guaranteed debt
IMF credit is not included

TABELA IV - TABLE IV

BORXHI I JASHEM* AFATGJATE I SHQIPERISE
BORXHI NETO SIPAS KREDITOREVE

LONG-TERM EXTERNAL DEBT* OF ALBANIA
DEBT OUTSTANDING DISBURSED BY CREDITORS

(USD'000)										
Sipas kreditoreve	1997	1998	1999	2000	2001	2002	2003	2004	2005**	By Creditors
-Shumepalesh (I)	164,764.03	242,425.60	338,701.24	402,613.41	439,142.36	581,457.19	739,843.49	877,940.28	850,770.60	-Multilateral (I)
CEB	-	-	-	-	-	-	850.00	4,022.00	5,022.00	CEB
EBRD	9,482.91	8,822.91	7,524.50	7,576.17	8,756.76	13,618.71	27,809.01	42,144.79	44,811.22	EBRD
EIB	-	981.75	15,217.29	27,216.89	35,129.33	49,940.32	71,587.35	86,596.20	79,864.55	EIB
IDA	147,711.08	220,095.46	296,324.28	345,391.18	366,143.43	475,773.72	583,260.62	677,867.58	655,281.96	IDA
IDB	63.36	636.72	1,031.05	2,162.88	5,414.56	9,811.63	14,040.04	18,056.03	17,986.25	IDB
IFAD	5,229.97	7,754.39	12,488.79	13,209.85	15,223.14	20,507.14	28,615.04	32,741.19	32,272.08	IFAD
OPEC	2,276.71	4,134.37	6,115.34	7,056.44	8,475.14	11,805.68	13,681.45	16,512.51	15,532.54	OPEC
-Dypalesh (II)	150,970.82	191,532.46	191,259.33	195,973.63	218,406.97	280,764.69	345,939.21	391,560.87	373,207.05	-Bilateral (II)
AUSTRI	4,971.65	5,263.16	4,528.36	4,187.61	3,983.50	1,523.51	1,831.65	1,982.37	1,747.78	AUSTRIA
GJERMANI	45,952.82	57,775.49	49,604.43	50,254.81	52,620.08	71,544.05	96,272.39	110,565.95	103,143.16	GERMANY
GREQI	-	10,626.24	10,829.77	11,152.68	11,893.51	14,041.32	16,953.06	18,348.09	16,176.84	GREECE
ITALI	61,424.47	73,856.55	71,165.54	69,172.29	75,967.67	110,230.83	134,374.98	148,996.52	133,381.38	ITALY
JAPONI	16,728.70	20,546.30	30,685.93	28,995.27	25,381.91	28,081.38	37,124.34	47,773.57	55,234.75	JAPAN
KINE	2,000.00	2,000.00	1,858.23	1,858.23	1,858.23	1,858.23	1,858.23	1,858.23	1,858.23	CHINA
KUVAIT	13,268.18	14,839.73	15,962.08	15,332.86	16,470.33	23,391.77	29,901.35	29,788.86	30,033.77	KUWAIT
NORVEGJI	2,500.00	2,500.00	2,500.00	10,894.87	26,106.74	25,968.59	23,498.21	21,027.83	19,281.11	NORWAY
SUEDI	4,125.00	4,125.00	4,125.00	4,125.00	4,125.00	4,125.00	4,125.00	4,125.00	4,125.00	SWEDEN
KOREA	-	-	-	-	-	-	-	7,094.45	8,225.02	SOUTH KOREA
-Borxhi i riskeduluar (III) (A+B)	31,927.82	26,702.42	20,122.58	18,388.59	40,157.93	117,396.77	114,621.31	120,464.34	119,200.22	-Rescheduled Debt (III) (A+B)
-Klubi i Parisit (A)	31,927.82	26,702.42	20,122.58	18,388.59	17,455.98	55,079.51	52,304.05	48,113.16	44,644.96	-Paris Club (A)
AUSTRI	5,559.65	4,316.13	2,869.56	1,871.82	1,424.47	1,266.65	1,015.22	549.38	242.18	AUSTRIA
ANGLI	-	-	-	-	-	-	-	-	-	UNITED KINGDOM
DANIMARKE	-	-	-	-	-	-	-	-	-	DENMARK
FRANCE	13,356.97	10,262.86	7,597.65	5,461.87	4,165.32	3,216.14	2,084.94	1,079.53	510.92	FRANCE
GJERMANI	10,724.85	10,392.50	8,429.62	5,250.90	6,514.52	6,035.80	5,814.93	4,733.19	3,485.27	GERMANY
HOLLANDE	747.67	580.43	385.98	255.08	194.11	172.60	138.33	74.85	32.99	NETHERLANDS
ITALI	1,538.68	1,150.50	839.77	5,548.92	4,993.46	5,045.30	5,110.45	4,794.49	4,175.74	ITALY
JAPONI	-	-	-	-	164.11	136.17	100.75	52.54	23.78	JAPAN
RUSI	-	-	-	-	-	39,206.85	38,039.44	36,829.19	36,174.07	RUSSIA
-Te tjere (B)	-	-	-	-	22,701.95	62,317.25	62,317.26	72,351.18	74,555.27	-Others (B)
TURQI	-	-	-	-	22,701.95	22,701.95	22,701.95	22,701.95	22,701.95	TURKEY
KINE	-	-	-	-	-	39,615.31	39,615.31	36,314.03	34,663.39	CHINA
HUNGARI	-	-	-	-	-	-	-	12,761.05	12,052.10	HUNGARY
MAQEDONI	-	-	-	-	-	-	-	574.15	-	MACEDONIA
RUMANIA	-	-	-	-	-	-	-	-	5,137.82	ROMANIA
GJITHSEJ (I+II+III)	347,662.68	460,660.48	550,083.15	616,975.62	697,707.25	979,618.65	1,200,404.02	1,389,965.49	1,343,177.87	TOTAL (I+II+III)

*) Perفشin borxhin shtetedor dhe shtetedor te garantuar

**) Deri me 30.09.2005

Ne kete tabelë nuk perفشihet kredia e FMN-se

*) Includes external public and external publicly guaranteed debt

**) As of September 30, 2005

IMF credit is not included

TABELA IV.1 - TABLE IV.1

BORXHI I JASHTEM SHETEROR I SHQIPERISE
BORXHI NETO SPAS KREDITOREVE

EXTERNAL PUBLIC DEBT OF ALBANIA
DEBT OUTSTANDING DISBURSED BY CREDITORS

(USD'000)										
Sipas kreditoreve	1997	1998	1999	2000	2001	2002	2003	2004	2005**	By Creditors
-Shumepalesh (I)	155,217.77	232,555.31	326,311.21	390,404.77	426,163.49	563,880.56	696,422.96	822,895.88	802,249.27	-Multilateral (I)
CEB	-	-	-	-	-	-	850.00	4,022.00	5,022.00	CEB
EBRD	-	-	-	-	-	-	4,373.47	14,646.80	19,954.86	EBRD
EIB	-	-	10,351.76	22,584.42	30,907.23	45,982.40	51,602.34	59,049.78	56,199.58	EIB
IDA	147,711.08	220,095.46	296,324.28	345,391.18	366,143.43	475,773.72	583,260.62	677,867.58	655,281.96	IDA
IDB	-	571.09	1,031.05	2,162.88	5,414.56	9,811.63	14,040.04	18,056.03	17,986.25	IDB
IFAD	5,229.97	7,754.39	12,488.79	13,209.85	15,223.14	20,507.14	28,615.04	32,741.19	32,272.08	IFAD
OPEC	2,276.71	4,134.37	6,115.34	7,056.44	8,475.14	11,805.68	13,681.45	16,512.51	15,532.54	OPEC
-Dypalesh (II)	89,283.13	98,480.91	101,174.20	109,162.99	134,516.01	177,598.31	214,806.82	235,028.79	218,441.53	-Bilateral (II)
AUSTRI	4,971.65	5,263.16	4,528.36	4,187.61	3,983.50	1,523.51	1,831.65	1,982.37	1,747.78	AUSTRIA
GJERMANI	9,870.15	11,228.76	9,525.15	11,281.44	15,546.32	26,631.94	42,679.48	57,347.30	56,484.19	GERMANY
GREQI	-	-	1,677.85	2,960.21	4,109.80	4,812.86	5,858.13	6,340.18	5,589.90	GREECE
ITALI	36,013.89	39,605.84	39,845.20	39,674.86	45,817.00	71,032.59	84,796.64	92,462.15	81,590.56	ITALY
JAPONI	16,676.03	19,060.19	21,152.34	18,847.89	16,499.09	18,253.83	20,258.14	20,096.87	17,730.98	JAPAN
KINE	1,858.23	1,858.23	1,858.23	1,858.23	1,858.23	1,858.23	1,858.23	1,858.23	1,858.23	CHINA
KUVAIT	13,268.18	14,839.73	15,962.08	15,332.86	16,470.33	23,391.77	29,901.35	29,788.86	30,033.77	KUWAIT
NORVEGJI	2,500.00	2,500.00	2,500.00	10,894.87	26,106.74	25,968.59	23,498.21	21,027.83	19,281.11	NORWAY
SUEDI	4,125.00	4,125.00	4,125.00	4,125.00	4,125.00	4,125.00	4,125.00	4,125.00	4,125.00	SWEDEN
-Borxhi i riskeduluar (III) (A+B)	31,927.35	26,702.05	20,122.58	18,388.59	40,126.97	117,371.08	114,602.31	120,454.43	119,195.74	-Rescheduled Debt (III) (A+B)
-Klubi i Parisit (A)	31,927.35	26,702.05	20,122.58	18,388.59	17,425.03	55,053.83	52,285.05	48,103.25	44,640.47	-Paris Club (A)
AUSTRI	5,559.65	4,316.13	2,869.56	1,871.82	1,424.47	1,266.65	1,015.22	549.38	242.18	AUSTRIA
ANGLI	-	-	-	-	-	-	-	-	-	UNITED KINGDOM
DANIMARKE	-	-	-	-	-	-	-	-	-	DENMARK
FRANCE	13,356.97	10,262.86	7,597.65	5,461.87	4,165.32	3,216.14	2,084.94	1,079.53	510.92	FRANCE
GJERMANI	10,724.38	10,392.13	8,429.62	5,250.90	6,514.52	6,035.80	5,814.93	4,733.19	3,485.27	GERMANY
HOLLANDE	747.67	580.43	385.98	255.08	194.11	172.60	138.33	74.85	32.99	NETHERLANDS
ITALI	1,538.68	1,150.50	839.77	5,548.92	4,993.46	5,045.30	5,110.45	4,794.49	4,175.74	ITALY
JAPONI	-	-	-	-	133.15	110.48	81.74	42.63	19.30	JAPAN
RUSI	-	-	-	-	-	39,206.85	38,039.44	36,829.19	36,174.07	RUSSIA
-Te tjere (B)	-	-	-	-	22,701.95	62,317.25	62,317.26	72,351.18	74,555.27	-Others (B)
TURQI	-	-	-	-	22,701.95	22,701.95	22,701.95	22,701.95	22,701.95	TURKEY
KINE	-	-	-	-	-	39,615.31	39,615.31	36,314.03	34,663.39	CHINA
HUNGARI	-	-	-	-	-	-	-	12,761.05	12,052.10	HUNGARY
MAQEDONI	-	-	-	-	-	-	-	574.15	-	MACEDONIA
RUMANI	-	-	-	-	-	-	-	-	5,137.82	ROMANIA
GJITHSEJ (I+II+III)	276,428.25	357,738.27	447,607.99	517,956.34	600,806.48	858,849.96	1,025,832.08	1,178,379.10	1,139,886.54	TOTAL (I+II+III)

*) Deri me 30.09.2005
Ne kete tabelë nuk perfshihet kredia e FMN-se

*) As of September 30, 2005
IMF credit is not included

TABELA IV.2 - TABLE IV.2

BORXHI I JASHEM I GARANTUAR I SHQIPERISE
BORXHI NETO SPAS KREDITOREVE

EXTERNAL PUBLICLY GUARANTEED DEBT OF ALBANIA
DEBT OUTSTANDING DISBURSED BY CREDITORS

(USD'000)

Sipas kreditoreve	1997	1998	1999	2000	2001	2002	2003	2004	2005*	By Creditors
-Shumepalesh (I)	9,482.91	9,804.66	12,390.03	12,208.64	12,978.86	17,576.63	43,420.54	55,044.40	48,521.33	-Multilateral (I)
EBRD	9,482.91	8,822.91	7,524.50	7,576.17	8,756.76	13,618.71	23,435.54	27,497.98	24,856.37	EBRD
EIB	-	981.75	4,865.53	4,632.47	4,222.10	3,957.92	19,985.00	27,546.42	23,664.96	EIB
-Dypalesh (II)	61,545.92	92,909.78	90,085.13	86,810.64	89,821.52	103,166.37	131,132.40	156,532.08	154,765.52	-Bilateral (II)
GJERMANI	36,082.67	46,546.73	40,079.28	38,973.37	39,420.65	44,912.11	53,592.92	53,218.65	46,658.98	GERMANY
GREQI	-	10,626.24	9,151.92	8,192.47	7,783.71	9,228.47	11,094.94	12,007.92	10,586.94	GREECE
ITALI	25,410.59	34,250.71	31,320.34	29,497.43	33,734.34	39,198.24	49,578.34	56,534.36	51,790.81	ITALY
JAPONI	52.66	1,486.11	9,533.59	10,147.38	8,882.82	9,827.55	16,866.20	27,676.70	37,503.77	JAPAN
KOREA	-	-	-	-	-	-	-	7,094.45	8,225.02	SOUTH KOREA
-Klubi i Parisit (III)	-	-	-	-	30.96	25.69	19.00	9.91	4.49	-Paris Club (III)
JAPONI	-	-	-	-	30.96	25.69	19.00	9.91	4.49	JAPAN
GJITHSEJ (I+II+III)	71,028.83	102,714.44	102,475.16	99,019.28	102,831.34	120,768.69	174,571.94	211,586.39	203,291.33	TOTAL (I+II+III)

*) Deri me 30.09.2005

*) As of September 30, 2005

TABELA V - TABLE V

BORXHI I JASHEM* AFATGJATE I SHQIPERISE
BORXHI NETO SIPAS MONEDHAVE

LONG-TERM EXTERNAL DEBT* OF ALBANIA
DOD BY CURRENCY

(USD'000)

Monedha Currency	2005**	%
ACU	17,870.07	1.35
EUR	395,520.55	29.82
JPY	46,620.93	3.52
KWD	30,290.44	2.28
KRW	7,094.45	0.53
SDR	697,817.62	52.61
USD	131,105.03	9.88
TOTAL	1,326,319.09	100.00

*) Përfshin borxhin e jashtëm shtetëror dhe shtetëror të garantuar

**) Deri më 31.03.2005

Nuk përfshihet kredia e FMN-se

*) Includes external public and external publicly guaranteed debt

**) As of March 31, 2005

IMF credit is not included

TABELA VI - TABLE VI

BORXHI I JASHEM* AFATGJATE I SHQIPERISE
PJESA E PATERHEQUR E KREDIVE

LONG-TERM EXTERNAL DEBT* OF ALBANIA
COMMITTED UNDISBURSED BALANCE

(USD'000)

Sipas kreditoreve	1997	1998	1999	2000	2001	2002	2003	2004	2005**	By Creditors
-Shumepalesh (I)	197,469.70	268,885.71	288,957.60	242,043.81	227,971.04	307,260.11	315,790.76	447,088.65	419,634.68	-Multilateral (I)
CEB	-	-	-	-	-	3,400.00	2,550.00	1,638.00	29,549.00	CEB
EBRD	23,305.81	24,481.25	20,706.87	26,077.88	31,545.95	29,270.09	57,423.91	99,463.48	77,691.08	EBRD
EIB	24,353.23	78,197.00	53,314.55	20,491.39	9,457.01	67,449.58	64,708.71	169,598.11	142,313.41	EIB
IDA	111,079.63	125,940.71	177,181.93	158,926.74	141,429.01	165,095.29	157,142.79	134,936.31	125,554.30	IDA
IDB	15,721.23	15,854.87	20,513.03	17,986.47	20,066.34	23,855.07	21,895.47	36,363.54	36,677.43	IDB
IFAD	14,286.51	12,546.25	7,356.57	5,617.77	14,947.86	11,995.76	6,509.63	3,770.73	1,428.39	IFAD
OPEC	8,723.29	11,865.63	9,884.66	12,943.56	10,524.86	6,194.32	5,560.25	1,318.48	6,421.07	OPEC
-Dypalesh (II)	76,410.65	79,145.61	72,299.56	121,290.46	129,161.47	161,877.00	171,008.84	233,115.19	263,355.24	-Bilateral (II)
AUSTRI	-	-	-	-	-	-	-	-	-	AUSTRIA
GJERMANI	20,082.63	16,383.48	11,563.77	10,308.75	35,707.18	42,621.88	53,721.09	52,198.41	102,388.40	GERMANY
GREQI	-	-	13,575.35	10,693.90	21,835.91	25,888.93	31,125.00	33,686.21	29,699.90	GREECE
ITALI	14,182.45	18,859.10	8,630.60	43,979.03	37,473.30	52,465.07	56,778.44	109,725.93	91,677.32	ITALY
JAPONI	36,941.03	40,796.54	37,390.24	31,664.32	27,718.34	30,666.30	28,073.94	19,192.20	4,935.73	JAPAN
KINE	141.78	141.78	141.78	141.78	141.78	141.78	-	-	-	CHINA
KUVAIT	5,062.76	2,964.72	997.81	8,332.57	5,326.72	10,093.04	1,310.37	406.89	13,894.92	KUWAIT
NORVEGJI	-	-	-	16,170.13	958.26	-	-	-	-	NORWAY
SUEDI	-	-	-	-	-	-	-	-	-	SWEDEN
KOREA	-	-	-	-	-	-	-	17,905.55	20,758.98	SOUTH KOREA
GJITHSEJ (I+II)	273,880.35	348,031.32	361,257.16	363,334.27	357,132.51	469,137.11	486,799.61	680,203.84	682,989.92	TOTAL (I+II)

*) Perfshin borxhin shtetoror dhe shtetoror te garantuar

**) Deri me 30.09.2005

Ne kete tabelë nuk perfshihet kredia e FMN-se

*) Includes external public and external publicly guaranteed debt

**) As of September 30, 2005

IMF credit is not included

TABELA VI.1 - TABLE VI.1

BORXHI I JASHEM SHETEROR I SHQIPERISE
PJESA E PATERHEQUR E KREDIVE

EXTERNAL PUBLIC DEBT OF ALBANIA
COMMITTED UNDISBURSED BALANCE

(USD'000)										
Sipas kreditoreve	1997	1998	1999	2000	2001	2002	2003	2004	2005*	By Creditors
-Shumepalesh (I)	149,810.65	219,933.23	250,815.58	215,642.52	204,958.44	256,661.26	253,554.86	284,767.29	279,482.81	-Multilateral (I)
CEB	-	-	-	-	-	3,400.00	2,550.00	1,638.00	29,549.00	CEB
EBRD	-	-	-	-	8,841.00	10,482.00	17,049.92	8,539.48	487.64	EBRD
EIB	-	53,725.77	35,879.40	20,167.98	9,149.37	35,638.82	42,846.79	98,200.74	79,364.98	EIB
IDA	111,079.63	125,940.71	177,181.93	158,926.74	141,429.01	165,095.29	157,142.79	134,936.31	125,554.30	IDA
IDB	15,721.23	15,854.87	20,513.03	17,986.47	20,066.34	23,855.07	21,895.47	36,363.54	36,677.43	IDB
IFAD	14,286.51	12,546.25	7,356.57	5,617.77	14,947.86	11,995.76	6,509.63	3,770.73	1,428.39	IFAD
OPEC	8,723.29	11,865.63	9,884.66	12,943.56	10,524.86	6,194.32	5,560.25	1,318.48	6,421.07	OPEC
-Dypalesh (II)	8,744.05	21,826.22	24,035.91	42,655.13	64,783.09	100,622.84	108,832.28	166,001.10	166,751.49	-Bilateral (II)
AUSTRI	-	-	-	-	-	-	-	-	-	AUSTRIA
GJERMANI	26.73	3,523.67	2,004.06	3,378.31	31,461.44	39,352.78	50,010.23	52,198.41	55,997.11	GERMANY
GREQI	-	-	13,575.35	10,693.90	21,835.91	25,888.93	31,125.00	33,686.21	29,699.90	GREECE
ITALI	3,512.79	15,196.06	7,316.91	3,938.44	5,059.00	25,146.31	26,386.68	79,709.59	67,159.57	ITALY
JAPONI	-	-	-	-	-	-	-	-	-	JAPAN
KINE	141.78	141.78	141.78	141.78	141.78	141.78	-	-	-	CHINA
KUVAIT	5,062.76	2,964.72	997.81	8,332.57	5,326.72	10,093.04	1,310.37	406.89	13,894.92	KUWAIT
NORVEGJI	-	-	-	16,170.13	958.26	-	-	-	-	NORWAY
SUEDI	-	-	-	-	-	-	-	-	-	SWEDEN
GJITHSEJ (I+II)	158,554.70	241,759.45	274,851.49	258,297.64	269,741.53	357,284.10	362,387.14	450,768.39	446,234.30	TOTAL (I+II)

*) Deri me 30.09.2005

Ne kete tabele nuk perfshihet kredia e FMN-se

*) As of September 30, 2005

IMF credit is not included

TABELA VI.2 - TABLE VI.2

BORXHI I JASHTEM I GARANTUAR I SHQIPERISE
PJESA E PATERHEQUR E KREDIVE

EXTERNAL PUBLICLY GUARANTEED DEBT OF ALBANIA
COMMITTED UNDISBURSED BALANCE

(USD'000)										
Sipas kreditoreve	1997	1998	1999	2000	2001	2002	2003	2004	2005*	By Creditors
-Shumepalesh (I)	47,659.04	48,952.48	38,142.02	26,401.29	23,012.60	50,598.85	62,235.91	162,321.36	140,151.87	-Multilateral (I)
EBRD	23,305.81	24,481.25	20,706.87	26,077.88	22,704.95	18,788.09	40,373.99	90,924.00	77,203.44	EBRD
EIB	24,353.23	24,471.23	17,435.15	323.41	307.65	31,810.76	21,861.92	71,397.36	62,948.43	EIB
-Dypalesh (II)	67,666.59	57,319.39	48,263.64	78,635.34	64,378.38	61,254.16	62,176.57	67,114.09	96,603.75	-Bilateral (II)
GJERMANI	20,055.90	12,859.81	9,559.71	6,930.44	4,245.74	3,269.10	3,710.86	-	46,391.29	GERMANY
GREQI	-	-	-	-	-	-	-	-	-	GREECE
ITALI	10,669.66	3,663.04	1,313.69	40,040.59	32,414.30	27,318.75	30,391.77	30,016.33	24,517.75	ITALY
JAPONI	36,941.03	40,796.54	37,390.24	31,664.32	27,718.34	30,666.30	28,073.94	19,192.20	4,935.73	JAPAN
KOREA								17,905.55	20,758.98	SOUTH KOREA
GJITHSEJ (I+II)	115,325.64	106,271.86	86,405.66	105,036.63	87,390.98	111,853.00	124,412.47	229,435.45	236,755.62	TOTAL (I+II)

*) Deri me 30.09.2005

*) As of September 30, 2005