



REPUBLIKA E SHQIPERISE
MINISTRIA E FINANCIVE

STATISTIKAT FISKALE TE QEVERISE



***FISCAL STATISTICS OF
GOVERNMENT***

NR 1/2006

TIRANE, 2006

Raporti 3-Mujor

1/2006

Personi i kontaktit: Luiza JANO
Telefon: ++355 4 258437
E-mail: macro.director@minfin.gov.al
www.minfin.gov.al

SQARIME PER PERDORUESIT

Buletini ka për qëllim dhënie të informacioneve periodike për statistikat fiskale të qeverisë. Meqenëse botimi është periodik, ai pasqyron treguesit e ndryshëm sipas vlerave të tyre çdo muaj, në mënyrë progresive dhe metodologjia e përdorur është Cash Base.

Për ta bërë sa më të kuptueshëm për përdoruesit, po japim disa sqarime për terminologjinë kryesore.

BUXHETI I KONSOLIDUAR.

Pasqyron të ardhurat, shpenzimet dhe deficitin nga aktiviteti i institucioneve publike dhe rajonale pa transferimet reciproke midis tyre.

TE ARDHURAT TOTALE.

Përfshijne të gjitha të ardhurat nga burimet e ndryshme tatimore, jotatimore dhe ndihmat përveç të ardhurave nga privatizimi, të cilat janë konsideruar si financim për deficitin.

NDIHMAT

Të ardhurat që merren nga ndihmat që jepen nga qeveritë e shteteve të tjera dhe donatorë të tjerë.

TE ARDHURA TATIMORE.

Të ardhura që merren nga vjelja e të gjitha llojeve të taksave dhe tatimeve që zbatohen

ANNEX

The main object of this bulletin is to give periodic information about fiscal statistics of government. Because of this, the bulletin is published periodically and methodology used is Cash Base.

In order to help the reader understand the material, a list of term explanations follows:

CONSOLIDATED BUDGET.

Is the presentation of the revenues, expenditures, and deficits from the activities of public and municipal institutions, without reciprocal transfers among them.

TOTAL REVENUES

Include all revenues from different sources, such as tax, non-tax revenues and grants except privatization receipts that are considered as a way of financing the deficit.

GRANTS

Are the revenues created by grants received from foreign governments and other donors.

TAX REVENUES.

Are all kinds of revenues received from taxation and all contributions from social

dhe kontributet nga Sigurimet Shoqërore and medical insurance.
dhe Shëndetsore.

TE ARDHURA JOTATIMORE.

Te ardhura te tjera qe merren nga burime te ndryshme si aktiviteti ekonomik i sektorit buxhetor, transferim fitimi nga Banka e Shqipërisë, etj.

NON-TAX REVENUES.

Are all the other revenues received from such sources as economical activities of the budget sector, transfer payments from the Central Bank of Albania.

SHPENZIMET TOTALE.

Pagesat e pakthyeshme te qeverise per blerjen e mallrave, shërbimeve, per transfertat dhe pagesat e interesave, per realizimin e funksioneve te shtetit.

TOTAL EXPENDITURES.

Are all non-refundable governmental expenditures for the purchase of different products and services, for transfer and interest payments, and for performing of the governmental functions.

SHPENZIMET KORRENTE.

Perfshijne shpenzimet per shërbimet dhe sendet e konsumueshme (te konsumueshme ne me pak se nje vit) qe jane te domosdoshme per kryerjen e operacioneve te qeverise. Subvencionet, pagesat e interesit, etj perfshihen ne kete kategori.

CURRENT EXPENDITURES.

Include all expenditures for services and products of consume (to be consumed within one year) which are necessary for the governmental operations. Subventions, interest payments, etc., are included into this category.

SHPENZIMET KAPITALE.

Perfshijne vetem shpenzimet per sendet dhe shërbimet me afat perdorimi mbi nje vit. Ketu futen pagesat per perfitimin e sendeve me afat te gjate perdorimi, mjetet e kapitalit fiks si dhe pagesat per zevendesimin e mjeteve themelore te shkatërruara.

CAPITAL EXPENDITURES.

Include only expenditures for services and products of consume which are to be consumed for more than one year. Expenditures for acquisition of long life products, fixed assets, as well as substitution of smashed basic assets.

DEFICITI BUXHETOR.

Tejkalimi i shpenzimeve mbi te ardhurat e buxhetit te shtetit.

FINANCIMI I DEFICITIT (CASH).

Perdorimi i fondeve hua per te mbuluar shpenzimet qeveritare qe nuk financohen nga te ardhurat.

FINANCIMI I JASHEM I DEFICITIT.

Perdorimi i burimeve ne formen e detyrimeve neto, te krijuara gjate nje viti fiskal te qeverise ndaj personave jorezidente, institucioneve, qeverive te huaja, etj.

FINANCIMI I BRENDSHEM I DEFICITIT.

Perdorimi i burimeve ne formen e detyrimeve neto, te krijuara gjate nje viti fiskal, te qeverise ndaj personave rezidente, institucioneve brenda vendit, etj.

Borxhi Publik.

Perfaqeson detyrime te krijuara deri ne vitin fiskal aktual nga operacionet qeveritare dhe i parashikuar per t'u shlyer bashke me interesat ne te ardhmen po nga operacionet qeveritare.

PAGESAT E INTERESIT.

Pagesat e interesit gjate nje viti per te gjithë borxhin publik.

NDRYSHIMI.

Eshte konceptuar si rritje ose zvogelim ne

BUDGET DEFICIT.

Is the amount of money by which the governmental expenditures overweight the tax revenues.

FINANCING OF DEFICIT (CASH).

Is the use of loans in order to cover the governmental expenditures, which can not be financed by the tax revenues.

EXTERNAL FINANCING OF DEFICIT.

Is the use of such sources as the net obligations of the government towards foreign individuals, institutions, and governments, created within a fiscal year.

INTERNAL FINANCING OF DEFICIT.

Is the use of such sources as the net obligations of the government towards inside individuals, institutions, created within a fiscal year.

Public Debt.

Represents obligations created up until the present fiscal year by various governmental operations. It is supposed to be paid off along with the interests in the future, by some governmental operations, too.

INTEREST PAYMENTS.

Are the annual payments against all the government debt.

THE CHANGE.

Is the percentage (%) increase/decrease of

% i treguesve gjate nje periudhe kohe krahasuar me periudhen perkatese te vitit paraardhes. Ky ndryshim eshte trajtuar duke i krahasuar treguesit e dy viteve *ne vlera nominale ose reale* (te deflatuara me Indeksin e Çmimeve te Konsumit me baze dhjetor 2001 per te ardhurat e realizuara ne Tatime dhe te deflatura me kursin e kembimit per te ardhurat e realizuara ne dogana).

the indicators of a specific time period, compared to the corresponding one of the previous year. This change is calculated by comparing the indicators of the above mentioned two years in nominal or real values (deflated by the Consume Price Index of December 2001 for the tax revenues and by the exchange rate for the custom revenues.)

Klasifikimi funksional nderkombetar (COFOG) (Classification of the Functions of Government), I cili eshte paraqitur ne buletin, i ndan shpenzimet ne 14 grupe te medha sipas funksioneve.

The Classification of the Functions of Government (COFOG).

Divides the expenditures in 14 big groups, as presented in the bulletin.

PERMBAJTJA

TABELA 1.x Treguesit fiskale per 3-mujorin I 2006 krahasimi me planin

TABELA 1.2.x Treguesit Fiskale sipas Buxhetit te Konsoliduar per tremujorin I, 2006

Tabela 1.2/a – te dhena progresive, Tabela 1.2/b - te dhena mujore.

Tabela 1.2c Ndryshimi i treguesve fiskale krahasuar me vitin 2005ne terma nominale.

Tabela 1.2d Ndryshimi i treguesve fiskale krahasuar me vitin 2005ne terma reale.

SHPENZIMET

TABELA 2.2.x Shpenzimet sipas klasifikimit funksional per tremujorin I, 2006

Tabela 2.2/a - te dhena progresive, Tabela 2.2/b - te dhena mujore.

Tabela 2.2c Ndryshimi i shpenzimeve krahasuar me vitin 2005ne terma nominale.

Tabela 2.2d Ndryshimi i shpenzimeve krahasuar me vitin 2005ne terma reale.

TABELA 2.4.x Shpenzimet sipas klasifikimit institucional per tremujorin I, 2006

Tabela 2.4/a – te dhena progresive, Tabela 2.4/b - te dhena mujore.

TABELA 2.5 Shpenzimet e kryera ne rrethe per tremujorin I, 2006

INVESTIMET

TABELA 2.6.x Investimet publike per tremujorin I, 2006

Tabela 2.6a Te dhena progresive.

Tabela 2.6b Te dhena mujore.

Tabela 2.6c Ndryshimi i investimeve krahasuar me vitin 2005 ne terma nominale.

Tabela 2.6d Ndryshimi i investimeve krahasuar me vitin 2005 ne terma reale.

TE ARDHURAT

TABELA 3.1.x Te Ardhurat sipas

klasifikimit ekonomik tremujorin I, 2006

Tabela 3.1a – te dhena progresive, Tabela 3.1b - te dhena mujore.

CONTENTS

TABLE 1.x Fiscal indicators for Q1, 2006 compared with plan

TABLE 1.2.x Fiscal Indicators regarding Consolidated Budget Q1, 2006

Table 1.2/a – progressive data, Table 1.2/b - monthly data.

Table 1.2c Change of fiscal indicators compared with year 2005in nominal terms.

Table 1.2d Change of fiscal indicators compared with year 2005in real terms.

EXPENDITURES

TABLE 2.2.x Expenditures by functions during Q1, 2006

Table 2.2/a - progressive data, Table 2.2/b – monthly data.

Table 2.2/c. Change of expenditures compared with year 2005 in nominal terms

Table 2.2/d. Change of expenditures compared with year 2005 in real terms

TABLE 2.4.x Expenditures done by central institutions during Q1, 2006

Table 2.4/a - progressive data, Table 2.4/b – monthly data

TABLE 2.5 Expenditures done in districts during Q1, 2006

INVESTMENTS

TABLE 2.6.x Public investments during Q1, 2006

Table 2.6a - progressive data.

Table 2.6/b – monthly data

Table 2.6c Change of investments compared with year 2005in nominal terms.

Table 2.6d Change of investments compared with year 2005in real terms.

REVENUES

TABLE 3.1.x Revenues by economic classification for Q1, 2006

Table 3.1a – progressive data, Table 3.1b - monthly data.

TABELA 3.3.x Te Ardhurat sipas vendit ku mbledhen per tremujorin I, 2006
 Tabela 3.3a – te dhena progresive, Tabela 3.3b - te dhena mujore.
 Tabela 3.3c Ndryshimi ne % i te ardhurave krahasuar me vitin 2005 ne terma nominale.
 Tabela 3.3d Ndryshimi ne % i te ardhurave krahasuar me vitin 2005 ne terma reale

DEFICITI

TABELA 4.1.x Deficiti dhe Financimi i tij per tremujorin I, 2006
 Tabela 4.1a – te dhena progresive, Tabela 4.1b - te dhena mujore.

BORXHI

Tabela 5.1 Borxhi i Brendshem.

Tabela I. Borxhi i jashtem afatgjate i Shqiperise (te dhena permbledhese).

Tabela I.1 Borxhi i jashtem shteteror i Shqiperise (te dhena permbledhese).

Tabela I.2 Borxhi i jashtem i garantuar i Shqiperise (te dhena permbledhese).

Tabela II. Borxhi i jashtem afatgjate i Shqiperise (terheqjet ne vite nga kredite e huaja sipas kreditoreve).

Tabela II.1. Borxhi i jashtem shteteror i Shqiperise (terheqjet ne vite nga kredite e huaja sipas kreditoreve).

Tabela II.2 Borxhi i jashtem i garantuar i Shqiperise (terheqjet ne vite nga kredite e huaja sipas kreditoreve).

Tabela III Borxhi i jashtem afatgjate i Shqiperise (terheqjet ne vite sipas sektoreve te ekonomise).

Tabela IV. Borxhi i jashtem afatgjate i Shqiperise (borxhi neto sipas kreditoreve).

Tabela IV.1. Borxhi i jashtem shteteror i Shqiperise (borxhi neto sipas kreditoreve).

Tabela IV.2 Borxhi i jashtem i garantuar i Shqiperise (borxhi neto sipas kreditoreve).

Tabela V. Borxhi i jashtem afatgjate i

TABLE 3.3.x Main indicators of Revenues where those are collected during Q1, 2006
 Table 3.3a – progressive data, Table 3.3b - monthly data.
 Table 3.3c Change in % of revenues compared with year 2005 in nominal terms.
 Table 3.3d Change in % of revenues compared with year 2005 in real terms

DEFICIT

TABLE 4.1.x Deficit and its financing during Q1, 2006
 Table 4.1a – progressive data, Table 4.1b - monthly data.

DEBT

TABLE 5.1 Domestic Debt.

Table I. Long-term external debt of Albania(summarized data)

Table I.1 Long-term external direct debt of Albania (summarized data)

Table I.2 Long-term external guaranteed debt of Albania (summarized data)

Table II. Long-term external debt of Albania (drawings by years and by creditors).

Table II.1 Long-term external direct debt of Albania (drawings by years and by creditors)

Table II.2 Long-term external guaranteed debt of Albania (drawings by years and by creditors).

Table III. Long-term external debt of Albania (drawings by economic sectors)

Table IV. Long-term external debt of Albania (debt outstanding disbursed by creditors).

Table IV.1 Long-term external direct debt of Albania (debt outstanding disbursed by creditors)

Table IV.2. Long-term external guaranteed debt of Albania (debt outstanding disbursed by creditors).

Table V. Long-term external debt of

Shqiperise (borxhi neto sipas monedhave).	Albania (by currency)
Tabela VI. Borxhi i jashtem afatgjate i Shqiperise (pjesa e paterhequr e kredive).	Table VI. Long-term external debt of Albania (committed undisbursed balance)
Tabela VI.1 Borxhi i jashtem shtetedor i Shqiperise (pjesa e paterhequr e kredive).	Table VI.1. Long-term external direct debt of Albania (committed undisbursed balance)
Tabela VI.2 Borxhi i jashtem i garantuar i Shqiperise (pjesa e paterhequr e kredive).	Table VI.2.Long-term external guaranteed debt of Albania (committed undisbursed balance)
Tabela. Borxhi i jashtem Shtetedor i Shqiperise (Parashikimi i sherbimit te borxhit te jashtem)	Table. External public debt of Albania (Debt service schedule)
Tabela. Borxhi i jashtem i garantuar i Shqiperise (parashikimi i sherbimit te borxhit te jashtem)	Table. External publicly guaranteed debt of Albania (debt service schedule).
TABELAT E PLANIT 2006	PLAN TABLES 2006

TREGUESIT FISKALE SIPAS BUXHETIT TE KONSOLIDUAR 2006
(FISCAL INDICATORS REGARDING CONSOLIDATED BUDGET OF 2006)

progressive (progressive)

ne milion leke (in million of leks)

Tab.1

Nr.		Jan	Shkurt	Mars	Plani	Diferenca	%	Plani	%	
	E M E R T I M I	Jan	Feb	Mar		Fakt-Plan		vjetor		
	TOTALI TE ARDHURAVE	16,751	32,721	52,969	49,809	3,160	106.34%	221,746	23.89%	TOTAL REVENUE
I.	Te ardhura nga ndihmat	24	49	1,178	1,654	-476	71.20%	8,637	13.64%	Grants
II.	Te ardhura tatimore	15,289	30,235	47,270	44,777	2,493	105.57%	196,577	24.05%	Tax Revenue
II.1	Nga Tatimet dhe Doganat	11,052	22,242	34,788	31,551	3,237	110.26%	145,339	23.94%	From tax offices and customs
1	Tatimi mbi Vleren e Shtuar	5,261	10,429	15,651	14,693	958	106.52%	70,049	22.34%	V.A. T
2	Tatimi mbi Fitimin	1,485	3,264	6,057	4,346	1,711	139.37%	18,308	33.08%	Profit Tax
3	Akcizat	1,626	3,093	4,607	3,774	833	122.07%	19,938	23.11%	Excise Tax
4	Tatimi mbi te Ardhurat Personale	721	1,231	1,933	1,790	143	107.98%	8,349	23.15%	Personal Income Tax
5	Taksa Nacionale dhe te tjera	938	2,075	3,184	3,963	-779	80.34%	14,583	21.83%	National Taxes and others
6	Taksa Doganore	1,022	2,150	3,357	2,985	372	112.45%	14,112	23.79%	Customs Duties
II.2	Te ardhura nga Pushteti Lokal	669	1,519	2,992	3,789	-797	78.96%	11,216	26.67%	Revenues from Local Gov.
1	Tatimi mbi Pasurine(ndertesat)	64	185	445	430	15	103.49%	1,629	27.32%	Property Tax
2	Tatim mbi token bujqesore	24	49	84	83	1	101.01%	350	23.95%	Agriculture Land Tax
3	Tatimi mbi Biznesin e vogel	155	364	934	1,018	-84	91.76%	2,413	38.71%	Small Business Tax
4	Taksa per regjistrimin e automjeteve	7	37	91	245	-154	36.99%	800	11.33%	Tax on vehicles registration
5	Taksa Lokale	420	884	1,438	2,013	-575	71.44%	6,024	23.87%	Local Taxes
II.3	Te ardh Buxh. Pavarur (kontribute)	3,568	6,474	9,490	9,437	53	100.56%	40,022	23.71%	Social ins. contributions
1	Sigurimi Shoqeror	3,239	5,884	8,625	8,543	82	100.96%	36,325	23.74%	Social Insurance
2	Sigurimi Shendetesor	329	590	865	894	-29	96.78%	3,697	23.40%	Health Insurance
III.	Te ardhura Jotatimore	1,438	2,437	4,522	3,378	1,143	133.84%	16,532	27.35%	Nontax Revenue
1	Tran.Fitimi nga Banka e Shqiperise	0	0	777	1,050	-273	74.00%	5,100	15.24%	Profit transfer from BOA
2	Te ardhura nga Inst.Buxhetore	1,219	2,144	3,310	2,038	1,272	162.39%	9,495	34.86%	Income of budgetary institutions
3	Dividenti	0	0	12	135	-123	9.04%	937	1.30%	Divident
4	Te tjera	218	292	422	155	267	272.46%	1,000	42.23%	Other/not allocated
	TOTALI I SHPENZIMEVE	11,190	25,251	42,664	48,692	-6,028	87.62%	258,376	16.51%	TOTAL EXPENDITURE
I.	Shpenzime Korrente	11,078	24,288	39,453	42,671	-3,218	92.46%	205,021	19.24%	Current Expenditures
1	Personeli	3,667	7,888	12,016	12,015	1	100.01%	58,694	20.47%	Personnel expenditures
	Paga	2,804	5,964	9,374	9,355	19	100.20%	43,608	21.50%	Wages
	Kontributi per Sigurime Shoqerore	862	1,924	2,642	2,660	-18	99.33%	11,761	22.46%	Social insurance contributions
	Politikat e reja pagash			0	0	0		3,325	0.00%	Of which; Contingency
2	Interesat	2,205	3,775	6,405	6,860	-455	93.36%	30,200	21.21%	Interest
	Te Brendshme	2,124	3,532	6,061	6,350	-289	95.45%	26,600	22.79%	Domestic
	Te Huaja	81	243	344	510	-166	67.44%	3,600	9.55%	Foreign
3	Shpenzime Operative Mirembajtje	268	1,511	3,114	3,988	-874	78.07%	21,319	14.60%	Operational & Maintenance
4	Subvencionet	58	171	485	667	-182	72.70%	2,545	19.05%	Subsidies
5	Shpenzime per Sig.Sociale dhe te tjera	4,186	8,735	13,385	13,940	-556	96.01%	59,107	22.64%	Social insurance outlays
	Sigurime Shoqerore	3,712	7,631	11,807	12,499	-692	94.47%	52,605	22.45%	Social insurance
	Sigurime Shendetore	474	1,104	1,577	1,441	136	109.42%	6,502	24.26%	Health insurance
6	Shpenzime per Buxhetin Lokal	570	1,410	2,429	2,979	-550	81.53%	21,316	11.39%	Local budget expenditure
	Buxheti lokal (Granti)	388	725	858	1,525	-667	56.25%	10,100	8.49%	Local Budget (Grant)
	Buxheti lokal (Te ardhurat e veta)	182	685	1,571	1,454	117	108.04%	11,216	14.01%	Local Budget (Proper revenues)
7	Shpenzime te tjera	125	798	1,620	2,221	-602	72.92%	11,540	14.04%	Other expenditures
	Pagesa e Papunesise	53	84	200	231	-31	86.57%	1,040	19.26%	Unemployment insurance benefits
	Ndihma Ekonomike	72	714	1,420	1,950	-531	72.80%	10,100	14.05%	Social assistance
	Kompensim per ish te perndjekurit politike			40	-40	0.00%		400	0.00%	Compensation for ex political prisoners
8	Kompensim ne vlere i pronareve				0	0		300	0.00%	Property Compensation
II.	Fondi Rezerve				250	-250	0.00%	7,100	0.00%	Reserve fund/contingency
III.	Shpenzime Kapitale	112	964	3,211	5,771	-2,560	55.65%	46,255	6.94%	Capital expenditures
	Financimi Brendshem	2	447	1,999	2,635	-636	75.84%	23,733	8.42%	Domestically financing
	Financimi Huaj	110	517	1,213	3,136	-1,923	38.67%	22,522	5.39%	Foreign financed
	DEFICITI	5,561	7,469	10,305	1,117	9,188	922.15%	-36,630	-28.13%	Cash balance
	FINANCIMI DEFICITIT	-5,561	-7,469	-10,305	-1,117	-9,188	922.15%	36,630	-28.13%	Financing (Cash)
	Brendshem	-5,278	-6,955	-9,172	-1,902	-7,270	482.12%	26,796	-34.23%	Domestic
	Te ardhura nga privatizimi	3	4	8	392	-384	2.00%	3,000	0.26%	Privatization receipts
	Hua-marje e brendeshme	2,067	2,232	-811	-2,294	1,483	35.36%	23,796	-3.41%	Domestic borrowing
	Te tjera	-7,348	-9,191	-8,369	0	-8,369		0		Other
	I Huaj	-283	-515	-1,133	785	-1,918	-144.30%	9,834	-11.52%	Foreign
	Hua afatgjate(e marre)	247	842	1,128	1,981	-853	56.93%	15,522	7.27%	Long-term Loan(Drawings)
	Ndryshimi i gjendjes se arkesh*	-162	-358	-1,082	0	-1,082		0		Chang. of stat. Account
	Ripagesat	-368	-999	-1,179	-1,196	17	98.54%	-5,688	20.72%	Repayments
	KAPITUJT KRYESORE									Main indicators
	Financimi i Brendshem i Deficitit	-5,278	-6,955	-9,172						Domestically financed deficit
	Deficiti Pergjithshem	5,561	7,469	10,305						Overall Balance
	Te ardh. - Shpen. nga Sig. Shoq. dhe Shend.	-617	-2,261	-3,895						Soc.& health insur.contr.-outlays

* Perfaqeson ndryshimin ne Depozites se Financimeve te Huaja

* Stands for the change in Foreign Financing Deposit

TREGUESIT FISKALE SIPAS BUXHETIT TE KONSOLIDUAR 2006
(FISCAL INDICATORS REGARDING CONSOLIDATED BUDGET OF 2006)

mujore (monthly)

ne milion leke (in million of leks)

Tab.1.a

Nr.	E M E R T I M I	Jan	Shkurt	Mars	Plani	Diferenca	%	
		Jan	Feb	Mar		Fakt-Plan		
	TOTALI TE ARDHURAVE	16751	15970	20248	18,361	1,887	110.28%	TOTAL REVENUE
I.	Te ardhura nga ndihmat	24	25	1128	461	668	244.88%	Grants
II.	Te ardhura tatimore	15289	14946	17035	16,654	381	102.29%	Tax Revenue
II.1	Nga Tatimet dhe Doganat	11052	11190	12546	11,551	995	108.62%	From tax off. and customs
1	Tatimi mbi Vleren e Shtuar	5261	5168	5222	5,221	1	100.02%	V.A. T
2	Tatimi mbi Fitimin	1485	1779	2793	1,739	1,054	160.62%	Profit Tax
3	Akcizat	1626	1468	1514	1,389	125	108.98%	Excise Tax
5	Tatimi mbi te Ardhurat Personale	721	510	702	612	90	114.73%	Personal Income Tax
6	Taksa Nacionale dhe te tjera	938	1137	1109	1,500	-391	73.92%	National Taxes and others
7	Taksa Doganore	1022	1129	1207	1,090	117	110.69%	Customs Duties
II.2	Te ardhura nga Pushteti Lokal	669	850	1473	1,695	-222	86.91%	Revenues from Local Gov.
1	Tatimi mbi Pasurine	64	121	261	190	71	137.12%	Property Tax
2	Tatim mbi token bujqesore	24	25	35	29	6	119.36%	Agriculture Land Tax
3	Tatimi mbi Biznesin e vogel	155	209	570	464	106	122.95%	Small Business Tax
4	Taksa per rregjistrimin e automjeteve	7	30	54	85	-31	63.02%	Tax on vehicles registration
5	Taksa Lokale	420	465	554	927	-373	59.76%	Local Taxes
II.3	Te ardh Buxh. Pavarur (kontribute)	3568	2906	3016	3,408	-392	88.49%	Social ins. contributions
1	Sigurimi Shoqeror	3239	2645	2741	3,088	-347	88.75%	Social Insurance
2	Sigurimi Shendetesor	329	261	275	320	-45	85.99%	Health insurance
III.	Te ardhura Jotatimore	1438	999	2085	1,247	838	167.22%	Nontax Revenue
1	Tran.Fitimi nga Banka e Shqiperise	0	0	777	450	327	172.67%	Profit transfer from BOA
2	Te ardhura nga Inst.Buxhetore	1219	925	1166	697	469	167.31%	Income of budgetary institutions
3	Divident				50	-50	0.00%	Divident
4	Te tjera	218	74	130	50	80	259.86%	Other/not allocated
	TOTALI I SHPENZIMEVE	11190	14062	17413	18,936	-1,523	91.95%	TOTAL EXPENDITURE
I.	Shpenzime Korrente	11078	13210	15165	16,173	-1,008	93.77%	Current Expenditures
1	Personeli	3667	4221	4128	4,287	-159	96.29%	Personnel expenditures
	Paga	2804	3160	3410	3,297	113	103.42%	Wages
	Kontributi per Sigurime Shoqerore	862	1061	718	990	-272	72.56%	Social insurance contributions
	Politikat e reja pagash				0	0		Of which; Contingency
2	Interesat	2205	1570	2630	2,750	-120	95.64%	Interest
	Te Brendshme	2124	1408	2529	2,630	-101	96.14%	Domestic
	Te Huaja	81	162	101	120	-19	84.49%	Foreign
3	Shpenzime Operative Mirembajtje	268	1243	1602	1,759	-157	91.10%	Operational & Maintenance
4	Subvecionet	58	114	314	255	59	122.96%	Subsidies
5	Shpenzime per Sig.Sociale dhe transferime te tjera	4186	4549	4650	4,710	-61	98.71%	Social insurance outlays
	Sigurime Shoqerore	3712	3919	4176	4,167	9	100.21%	Social insurance
	Sigurime Shendetesore	474	630	473	543	-69	87.20%	Health insurance
6	Shpenzime per Buxhetin Lokal	570	839	1019	1,463	-444	69.64%	Local budget expenditure
	Buxheti lokal (Granti)	388	336	133	796	-663	16.72%	Local Budget (Grant)
	Buxheti lokal (Te ardhurat e veta)	182	503	886	667	219	132.82%	Local Budget (Proper revenues)
7	Shpenzime te tjera	125	673	822	948	-126	86.69%	Other expenditures
	Pagesa e Papunesise	53	31	117	90	26	129.19%	Unemployment insurance benefits
	Ndihma Ekonomike	72	642	705	818	-113	86.23%	Social assistance
	Kompensim per ish te perndjekurit politike				40	-40	0.00%	Compensation for ex political prisoners
8	Kompensim ne vlere i pronareve				0	0		Property Compensation
	Fondi Rezerve				100	-100	0.00%	Reserve fund/contingency
II.	Shpenzime Kapitale	112	852	2248	2,663	-415	84.40%	Capital expenditures
	Financimi Brendshem	2	445	1552	1,501	51	103.37%	Domestically financing
	Financimi Huaj	110	407	696	1,162	-466	59.90%	Foreign financed
	DEFICITI	5561	1908	2836	-575	3,410	-493.32%	Cash balance
	FINANCIMI DEFICITIT	-5561	-1908	-2836	575	-3,410	-493.32%	Financing (Cash)
	Brendshem	-5278	-1677	-2217	27	-2,244	-8275.76%	Domestic
	Te ardhura nga privatizimi	3	1	4	162	-158	2.47%	Privatization receipts
	Hua-marrije e brendeshme	2067	166	-3044	-135	-2,908	2250.96%	Domestic borrowing
	Te tjera	-7348	-1843	822	0	822		Other
I Huaj	-283	-232	-618	548	-1,166	-112.81%	Foreign	
	Hua afatgjate(e marre)	247	596	286	688	-402	41.51%	Long-term Loan(Drawings)
	Ndryshimi i gjendjes se arkes*	-162	-197	-724	0	-724		Chang. of stat. Account
	Ripagesat	-368	-631	-180	-140	-40	128.51%	Repayments
	KAPITUJT KRYESORE							Main indicators
	Financimi i Brendshem i Deficitit	-5278	-1677	-2217				Domestically financed deficit
	Deficiti Pergjithshem	5561	1908	2836				Overall Balance
	Te ardh. - Shpen. nga Sig. Shoq. dhe Shend.	-617	-1643	-1634				Soc.& health insur.contr.-outlays

* Perfaqeson ndryshimin ne Depozites se Financimeve te Huaja

* Stands for the change in Foreign Financin Deposit

TREGUESIT FISKALE SIPAS BUXHETIT TE KONSOLIDUAR 2006
(FISCAL INDICATORS REGARDING CONSOLIDATED BUDGET OF 2006)

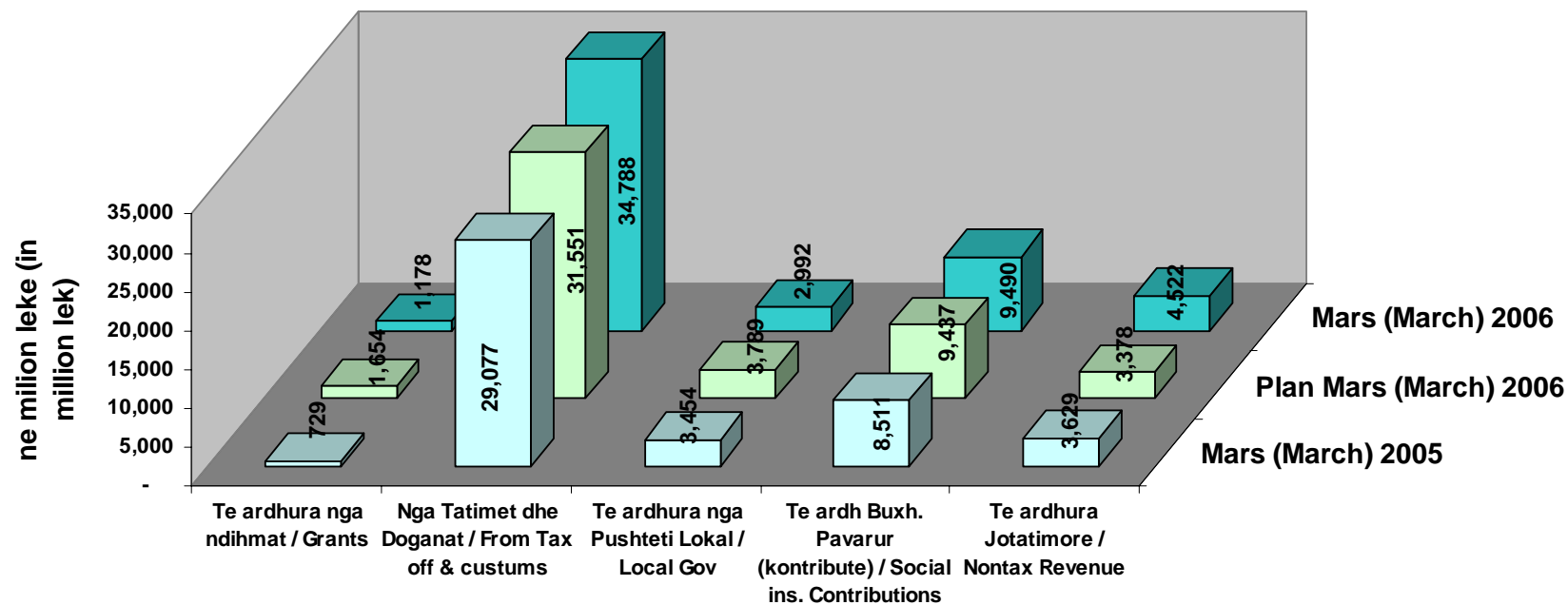
progressive (progressive)

ne milion leke (in million of leks)

Tab.1.b

Nr.	E M E R T I M I	Jan Jan	Plan	%	Shkurt Feb	Plan	%	Mars Mar	Plan	%	
	TOTALI TE ARDHURAVE	16,751	14,583	114.86%	32,721	31,448	104.05%	52,969	49,809	106.34%	TOTAL REVENUE
I.	Te ardhura nga ndihmat	24	511	4.79%	49	1,193	4.13%	1,178	1,654	71.20%	Grants
II.	Te ardhura tatimore	15,289	13,319	114.78%	30,235	28,123	107.51%	47,270	44,777	105.57%	Tax Revenue
II.1	Nga Tatimet dhe Doganat	11,052	9,715	113.76%	22,242	20,000	111.21%	34,788	31,551	110.26%	From tax off. and customs
1	Tatimi mbi Vleren e Shtuar	5,261	4,783	109.98%	10,429	9,472	110.10%	15,651	14,693	106.52%	V.A. T
2	Tatimi mbi Fitimin	1,485	1,198	123.97%	3,264	2,607	125.19%	6,057	4,346	139.37%	Profit Tax
3	Akcizat	1,626	1,174	138.46%	3,093	2,385	129.69%	4,607	3,774	122.07%	Excise Tax
5	Tatimi mbi te Ardhurat Personale	721	601	119.92%	1,231	1,178	104.48%	1,933	1,790	107.98%	Personal Income Tax
6	Taksa Nacionale dhe te tjera	938	1,051	89.25%	2,075	2,463	84.25%	3,184	3,963	80.34%	National Taxes and others
7	Taksa Doganore	1,022	908	112.52%	2,150	1,895	113.47%	3,357	2,985	112.45%	Customs Duties
II.2	Te ardhura nga Pushteti Lokal	669	733	91.22%	1,519	2,094	72.52%	2,992	3,789	78.96%	Revenues from Local Gov.
1	Tatimi mbi Pasurine	64	110	57.81%	185	240	76.88%	445	430	103.49%	Property Tax
2	Tatim mbi token bujqesore	24	25	96.36%	49	54	91.16%	84	83	101.01%	Agriculture Land Tax
3	Tatimi mbi Biznesin e vogel	155	168	92.08%	364	554	65.63%	934	1,018	91.76%	Small Business Tax
4	Taksa per rregjistrimin e automjeteve	7	80	8.40%	37	160	23.17%	91	245	36.99%	Tax on vehicles registration
5	Taksa Lokale	420	350	119.88%	884	1,086	81.41%	1,438	2,013	71.44%	Local Taxes
II.3	Te ardh Buxh. Pavarur (kontribute)	3,568	2,871	124.27%	6,474	6,029	107.38%	9,490	9,437	100.56%	Social ins. contributions
1	Sigurimi Shoqeror	3,239	2,600	124.59%	5,884	5,455	107.87%	8,625	8,543	100.96%	Social Insurance
2	Sigurimi Shendetesor	329	271	121.16%	590	574	102.78%	865	894	96.78%	Health insurance
III.	Te ardhura Jotatimore	1,438	752	191.10%	2,437	2,131	114.32%	4,522	3,378	133.84%	Nontax Revenue
1	Tran.Fitimi nga Banka e Shqiperise	0	0	0.00%	0	600	0.00%	777	1,050	74.00%	Profit transfer from BOA
2	Te ardhura nga Inst.Buxhetore	1,219	661	184.37%	2,144	1,341	159.84%	3,310	2,038	162.39%	Income of budgetary institutions
3	Dividenti	0	40	0.00%	0	85	0.00%	12	135	9.04%	Divident
4	Te tjera	218	51	428.32%	292	105	278.47%	422	155	272.46%	Other/not allocated

Te ardhurat sipas Buxhetit te Konsoliduar tre-mujori I, 2006 (Revenues Q1, 2006)



TREGUESIT FISKALE SIPAS BUXHETIT TE KONSOLIDUAR 2006
(FISCAL INDICATORS REGARDING CONSOLIDATED BUDGET OF 2006)

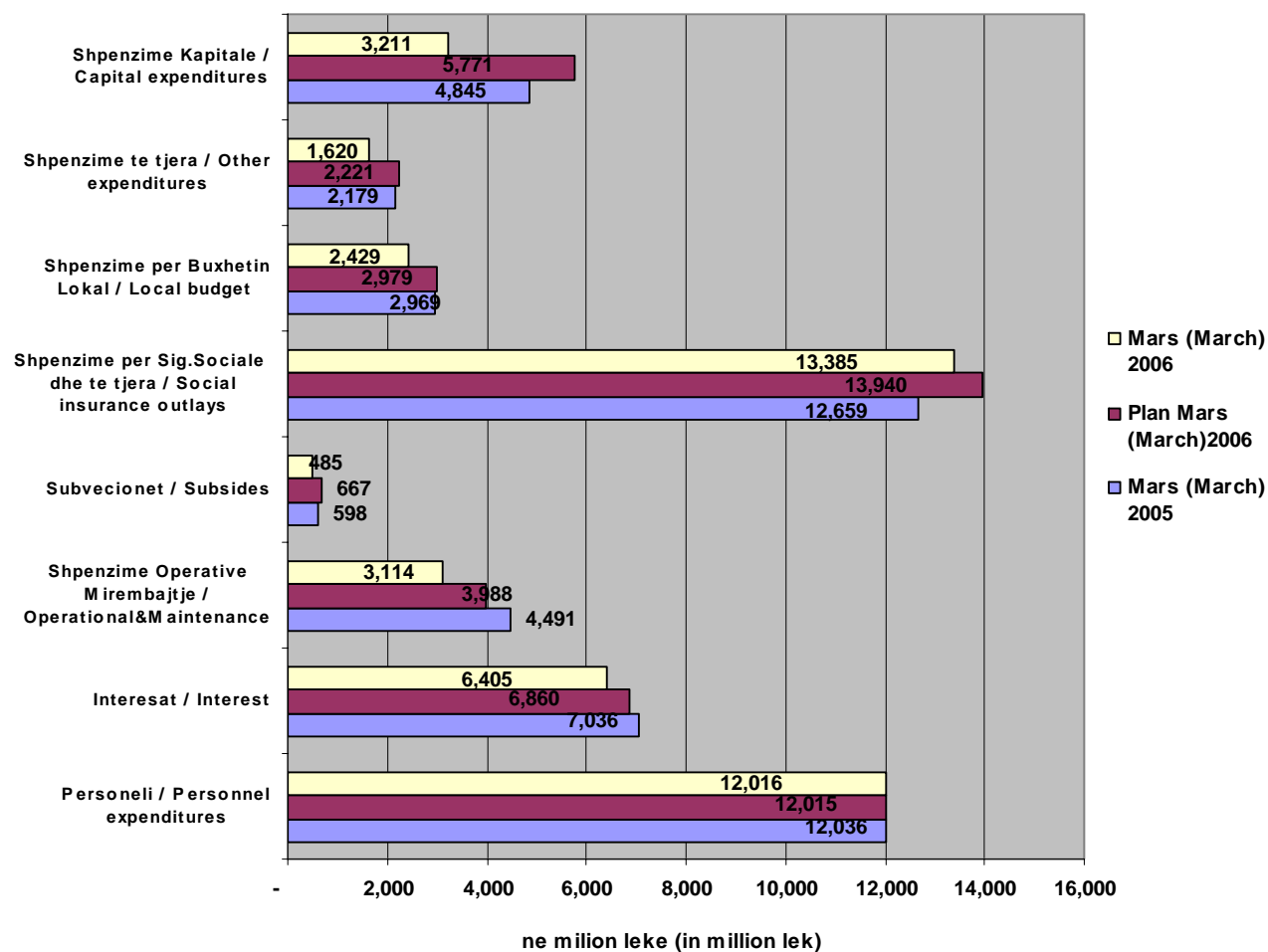
progressive (progressive)

ne milion leke (in million of leks)

Tab.1.c

Nr.	E M E R T I M I	Jan Jan	Plan	%	Shkurt Feb	Plan	%	Mars Mar	Plan	%	
	TOTALI I SHPENZIMEVE	11,190	13,440	83.26%	25,251	29,755	84.86%	42,664	48,692	87.62%	TOTAL EXPENDITURE
I.	Shpenzime Korrente	11,078	12,078	91.72%	24,288	26,497	91.66%	39,453	42,671	92.46%	Current Expenditures
1	Personeli	3,667	3,641	100.71%	7,888	7,728	102.07%	12,016	12,015	100.01%	Personnel expenditures
	Paga	2,804	2,961	94.71%	5,964	6,058	98.46%	9,374	9,355	100.20%	Wages
	Kontributi per Sigurime Shoqerore	862	680	126.80%	1,924	1,670	115.19%	2,642	2,660	99.33%	Social insurance contributions
	Politikat e reja pagash		0			0		0	0		Of which; Contingency
2	Interesat	2,205	2,340	94.22%	3,775	4,110	91.84%	6,405	6,860	93.36%	Interest
	Te Brendshme	2,124	2,200	96.54%	3,532	3,720	94.95%	6,061	6,350	95.45%	Domestic
	Te Huaja	81	140	57.76%	243	390	62.19%	344	510	67.44%	Foreign
3	Shpenzime Operative Mirembajtje	268	620	43.27%	1,511	2,229	67.79%	3,114	3,988	78.07%	Operational & Maintenance
4	Subveconet	58	172	33.55%	171	412	41.57%	485	667	72.70%	Subsidies
5	Shpenzime per Sig.Sociale dhe transferime te tjera	4,186	4,600	90.99%	8,735	9,230	94.64%	13,385	13,940	96.01%	Social insurance outlays
	Sigurime Shoqerore	3,712	4,163	89.16%	7,631	8,332	91.59%	11,807	12,499	94.47%	Social insurance
	Sigurime Shendetsore	474	437	108.41%	1,104	898	122.85%	1,577	1,441	109.42%	Health insurance
6	Shpenzime per Buxhetin Lokal	570	538	105.94%	1,410	1,516	93.00%	2,429	2,979	81.53%	Local budget expenditure
	Buxheti lokal (Granti)	388	281	138.03%	725	729	99.45%	858	1,525	56.25%	Local Budget (Grant)
	Buxheti lokal (Te ardhurat e veta)	182	257	70.81%	685	787	87.04%	1,571	1,454	108.04%	Local Budget (Proper revenues)
7	Shpenzime te tjera	125	167	74.64%	798	1,273	62.66%	1,620	2,221	72.92%	Other expenditures
	Pagesa e Papunesise	53	60	87.89%	84	141	59.25%	200	231	86.57%	Unemployment insurance benefits
	Ndihma Ekonomike	72	107	67.21%	714	1,132	63.09%	1,420	1,950	72.80%	Social assistance
	Kompensim per ish te perndjekurit politike		0			0		0	40	0.00%	Compensation for ex political prisoners
8	Kompensim ne vlere i pronareve		0			0		0	0		Property Compensation
II.	Fondi Rezerve		50	0.00%		150	0.00%	0	250	0.00%	Reserve fund/contingency
III.	Shpenzime Kapitale	112	1,312	8.50%	964	3,108	31.01%	3,211	5,771	55.65%	Capital expenditures
	Financimi Brendshem	2	408	0.47%	447	1,134	39.41%	1,999	2,635	75.84%	Domestically financing
	Financimi Huaj	110	904	12.13%	517	1,974	26.18%	1,213	3,136	38.67%	Foreign financed

**Shpenzimet sipas Buxhetit te Konsoliduar tremujori I, 2006
(Expenditures Q1, 2006)**



TREGUESIT FISKALE SIPAS BUXHETIT TE KONSOLIDUAR 2006
(FISCAL INDICATORS REGARDING CONSOLIDATED BUDGET OF 2006)

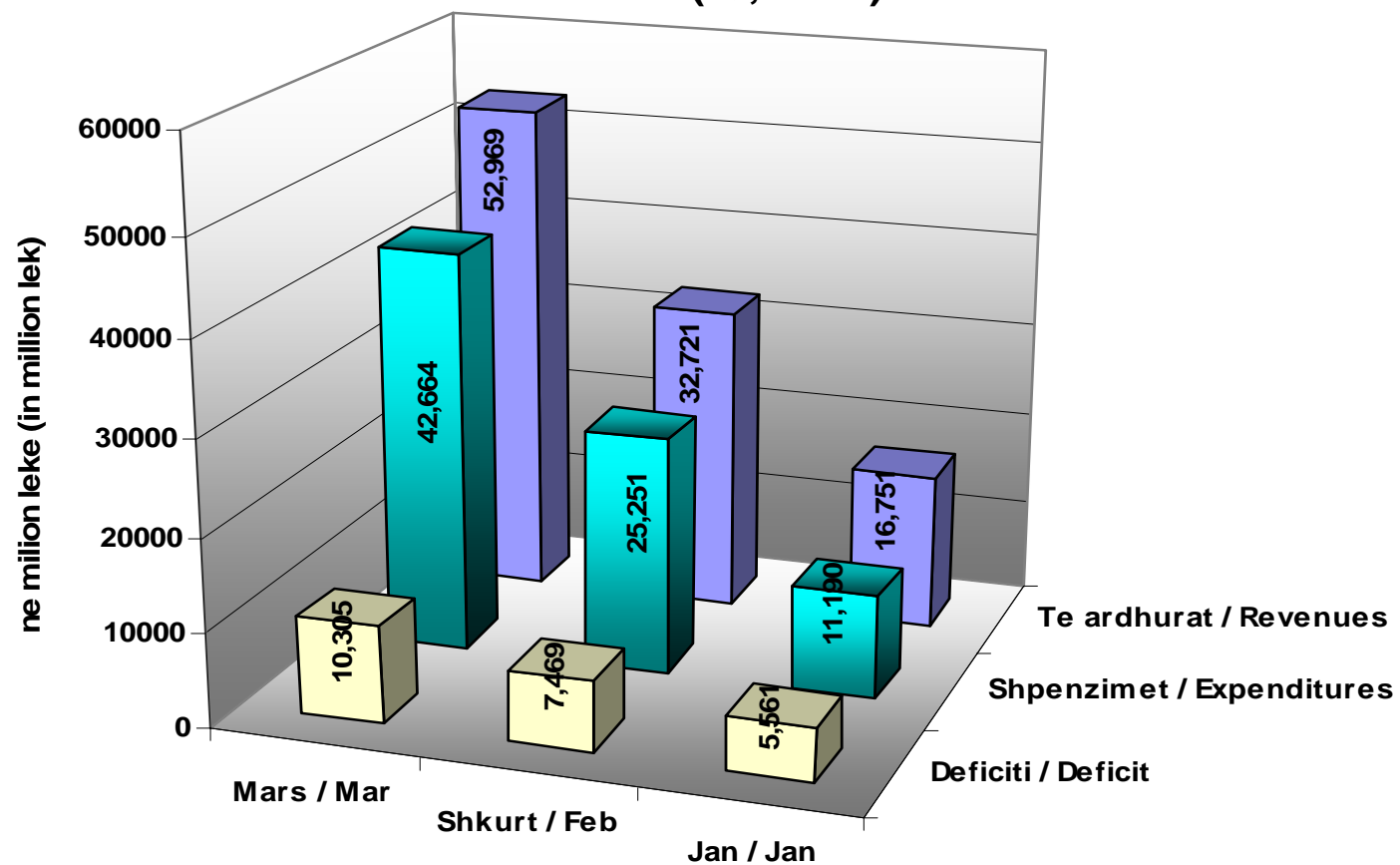
progresive (progressive)

ne milion leke (in million of leks)

Tab.1.d

Nr.	E M E R T I M I	Jan Jan	Plan	%	Shkurt Feb	Plan	%	Mars Mar	Plan	%	
	DEFIÇITI	5,561	1,143	481.92%	7,469	1,692	441.38%	10,305	1,117	922.15%	Cash balance
	FINANCIMI DEFIÇITIT	-5,561	-1,143	481.92%	-7,469	-1,692	441.38%	-10,305	-1,117	922.15%	Financing (Cash)
I	Brendshem	-5,278	-1,338	390.56%	-6,955	-1,929	360.49%	-9,172	-1,902	482.12%	Domestic
1	Te ardhura nga privatizimi	3	114	11.54%	4	230	1.67%	8	392	2.00%	Privatization receipts
2	Hua-marrje e brendeshme	2,067	-1,452	-142.36%	2,232	-2,159	-103.41%	-811	-2,294	35.36%	Domestic borrowing
3	Te tjera	-7,348	0		-9,191	0		-8,369	0		Other
II	I Huaj	-283	195	-145.09%	-515	237	-217.13%	-1,133	785	-144.30%	Foreign
1	Hua afatgjate(e marre)	247	611	40.38%	842	1,293	65.14%	1,128	1,981	56.93%	Long-term Loan(Drawings)
2	Ndryshimi i gjendjes se arkes	-162	0		-358	0		-1,082	0		Chang. of stat. Account
3	Ripagesat	-368	-416	88.48%	-999	-1,056	94.57%	-1,179	-1,196	98.54%	Repayments

Treguesit, Tremujori I, 2006 (QI, 2006)



TREGUESIT FISKALE SIPAS BUXHETIT TE KONSOLIDUAR 2006
(FISCAL INDICATORS REGARDING CONSOLIDATED BUDGET OF 2006)

mujore(monthly)

ne milion leke (in million of leks)

Tab.1.e

Nr.	E M E R T I M I	Jan Jan	Plan	%	Shkurt Feb	Plan	%	Mars Mar	Plan	%	
	TOTALI TE ARDHURAVE	16751	14583	114.86%	15,970	16,865	94.69%	20,248	18,361	110.28%	TOTAL REVENUE
I.	Te ardhura nga ndihmat	24	511	4.79%	25	682	3.63%	1,128	461	244.88%	Grants
II.	Te ardhura tatimore	15289	13319	114.78%	14,946	14,804	100.96%	17,035	16,654	102.29%	Tax Revenue
II.1	Nga Tatimet dhe Doganat	11052	9715	113.76%	11,190	10,285	108.80%	12,546	11,551	108.62%	From tax off. and customs
1	Tatimi mbi Vleren e Shtuar	5261	4783	109.98%	5,168	4,689	110.22%	5,222	5,221	100.02%	V.A. T
2	Tatimi mbi Fitimin	1485	1198	123.97%	1,779	1,409	126.24%	2,793	1,739	160.62%	Profit Tax
3	Akcizat	1626	1174	138.46%	1,468	1,211	121.19%	1,514	1,389	108.98%	Excise Tax
5	Tatimi mbi te Ardhurat Personale	721	601	119.92%	510	577	88.39%	702	612	114.73%	Personal Income Tax
6	Taksa Nacionale dhe te tjera	938	1051	89.25%	1,137	1,412	80.53%	1,109	1,500	73.92%	National Taxes and others
7	Taksa Doganore	1022	908	112.52%	1,129	987	114.34%	1,207	1,090	110.69%	Customs Duties
II.2	Te ardhura nga Pushteti Lokal	669	733	91.22%	850	1,361	62.45%	1,473	1,695	86.91%	Revenues from Local Gov.
1	Tatimi mbi Pasurine	64	110	57.81%	121	130	93.01%	261	190	137.12%	Property Tax
2	Tatim mbi token bujqesore	24	25	96.36%	25	29	86.68%	35	29	119.36%	Agriculture Land Tax
3	Tatimi mbi Biznesin e vogel	155	168	92.08%	209	386	54.12%	570	464	122.95%	Small Business Tax
4	Taksa per rregjistrimin e automjeteve	7	80	8.40%	30	80	37.94%	54	85	63.02%	Tax on vehicles registration
5	Taksa Lokale	420	350	119.88%	465	736	63.12%	554	927	59.76%	Local Taxes
II.3	Te ardh Buxh. Pavarur (kontribute)	3568	2871	124.27%	2,906	3,158	92.03%	3,016	3,408	88.49%	Social ins. contributions
1	Sigurimi Shoqeror	3239	2600	124.59%	2,645	2,855	92.64%	2,741	3,088	88.75%	Social Insurance
2	Sigurimi Shendetsor	329	271	121.16%	261	303	86.31%	275	320	85.99%	Health insurance
III.	Te ardhura Jotatimore	1438	752	191.10%	999	1,379	72.43%	2,085	1,247	167.22%	Nontax Revenue
1	Tran.Fitimi nga Banka e Shqiperise	0	0		0	600	0.00%	777	450	172.67%	Profit transfer from BOA
2	Te ardhura nga Inst.Buxhetore	1219	661	184.37%	925	680	135.99%	1,166	697	167.31%	Income of budgetary institutions
3	Dividenti	0	40	0.00%	0	45	0.00%	0	50	0.00%	
4	Te tjera	218	51	428.32%	74	54	136.94%	130	50	259.86%	Other/not allocated

TREGUESIT FISKALE SIPAS BUXHETIT TE KONSOLIDUAR 2006
(FISCAL INDICATORS REGARDING CONSOLIDATED BUDGET OF 2006)

mujore(monthly)

ne milion leke (in million of leks)

Tab.1.f

Nr.	E M E R T I M I	Jan Jan	Plan	%	Shkurt Feb	Plan	%	Mars Mar	Plan	%	
	TOTALI I SHPENZIMEVE	11190	13440	83.26%	14,062	16,316	86.19%	17,413	18,936	91.95%	TOTAL EXPENDITURE
I.	Shpenzime Korrente	11078	12078	91.72%	13,210	14,419	91.61%	15,165	16,173	93.77%	Current Expenditures
1	Personeli	3667	3641	100.71%	4,221	4,087	103.29%	4,128	4,287	96.29%	Personnel expenditures
	Paga	2804	2961	94.71%	3,160	3,097	102.03%	3,410	3,297	103.42%	Wages
	Kontributi per Sigurime Shoqerore	862	680	126.80%	1,061	990	107.22%	718	990	72.56%	Social insurance contributions
	Politikat e reja pagash	0	0		0	0		0	0		
2	Interesat	2205	2340	94.22%	1,570	1,770	88.71%	2,630	2,750	95.64%	Interest
	Te Brendshme	2124	2200	96.54%	1,408	1,520	92.66%	2,529	2,630	96.14%	Domestic
	Te Huaja	81	140	57.76%	162	250	64.68%	101	120	84.49%	Foreign
3	Shpenzime Operative Mirembajtje	268	620	43.27%	1,243	1,609	77.25%	1,602	1,759	91.10%	Operational & Maintenance
4	Subvecionet	58	172	33.55%	114	240	47.31%	314	255	122.96%	Subsidies
5	Shpenzime per Sig.Sociale dhe transferime te tjera	4186	4600	90.99%	4,549	4,630	98.26%	4,650	4,710	98.71%	Social insurance outlays
	Sigurime Shoqerore	3712	4163	89.16%	3,919	4,169	94.02%	4,176	4,167	100.21%	Social insurance
	Sigurime Shendetsore	474	437	108.41%	630	461	136.52%	473	543	87.20%	Health insurance
6	Shpenzime per Buxhetin Lokal	570	538	105.94%	839	977	85.88%	1,019	1,463	69.64%	Local budget expenditure
	Buxheti lokal (Granti)	388	281	138.03%	336	447	75.19%	133	796	16.72%	Local Budget (Grant)
	Buxheti lokal (Te ardhurat e veta)	182	257	70.81%	503	530	94.90%	886	667	132.82%	Local Budget (Proper revenues)
7	Shpenzime te tjera	125	167	74.64%	673	1,106	60.85%	822	948	86.69%	Other expenditures
	Pagesa e Papunesise	53	60	87.89%	31	81	38.03%	117	90	129.19%	Unemployment insurance benefits
	Ndihma Ekonomike	72	107	67.21%	642	1,025	62.66%	705	818	86.23%	Social assistance
	Kompensim per ish te perndjekurit politike	0	0		0	0		0	40	0.00%	Reserve fund/contingency
8	Kompensim ne vlere i pronareve	0	0		0	0		0	0		
II.	Fondi Rezerve	0	50	0.00%	0	100	0.00%	0	100	0.00%	
III.	Shpenzime Kapitale	112	1312	8.50%	852	1,796	47.44%	2,248	2,663	84.40%	Capital expenditures
	Financimi Brendshem	2	408	0.47%	445	726	61.29%	1,552	1,501	103.37%	Domestically financing
	Financimi Huaj	110	904	12.13%	407	1,070	38.04%	696	1,162	59.90%	Foreign financed

TREGUESIT FISKALE SIPAS BUXHETIT TE KONSOLIDUAR 2006
(FISCAL INDICATORS REGARDING CONSOLIDATED BUDGET OF 2006)

mujore(monthly)

ne milion leke (in million of leks)

Tab.1.1g

Nr.	E M E R T I M I	Jan Jan	Plan	%	Shkurt Feb	Plan	%	Mars Mar	Plan	%	
I	DEFIÇITI	5561	1143	486.44%	1,908	549	347.56%	2,836	-575	-493.32%	Cash balance
	FINANCIMI DEFIÇITIT	-5561	-1143	486.44%	-1,908	-549	347.56%	-2,836	575	-493.32%	Financing (Cash)
	Brendshem	-5278	-1338	394.42%	-1,677	-591	283.66%	-2,217	27	-8275.76%	Domestic
	1 Te ardhura nga privatizimi	3	114	2.74%	1	116	0.62%	4	162	2.47%	Privatization receipts
	2 Hua-marrje e brendeshme	2067	-1452	-142.36%	166	-707	-23.41%	-3,044	-135	2250.96%	Domestic borrowing
	3 Te tjera	-7348	0		-1,843	0		822	0		Other
II	I Huaj	-283	195	-145.09%	-232	42	-551.62%	-618	548	-112.81%	Foreign
	1 Hua afatgjate(e marre)	247	611	40.38%	596	682	87.33%	286	688	41.51%	Long-term Loan(Drawings)
	2 Ndryshimi i gjendjes se arkës	-162	0		-197	0		-724	0		Chang. of stat. Account
	3 Ripagesat	-368	-416	88.48%	-631	-640	98.52%	-180	-140	128.51%	Repayments

TREGUESIT FISKALE SIPAS BUXHETIT TE KONSOLIDUAR 2006
(FISCAL INDICATORS REGARDING CONSOLIDATED BUDGET OF 2006)

Te dhena progresive (Progresive Data)

ne milion leke(in million leks)

Tab. 1.2a

Nr.	E M E R T I M I	Jan Jan	Shku Feb	Mars March	
	TOTALI TE ARDHURAVE	16,751	32,721	52,969	TOTAL REVENUE
I.	Ndihma	24	49	1,178	Grants
II.	Te ardhura tatimore	15,289	30,235	47,270	Tax Revenue
II.1	Nga Tatimet dhe Doganat	11,052	22,242	34,788	From tax offices and customs
1	Tatimi mbi Vleren e Shtuar	5,261	10,429	15,651	V. A. T
2	Tatimi mbi Fitimin	1,485	3,264	6,057	Profit Tax
3	Akcizat	1,626	3,093	4,607	Excise Tax
4	Tatimi mbi te Ardhurat Personale	721	1,231	1,933	Personal Income Tax
5	Taksa Nacionale dhe te tjera	938	2,075	3,184	National Taxes and others
6	Taksa Doganore	1,022	2,150	3,357	Custom Duties
II.2	Te ardhura nga Pushteti Lokal	669	1,519	2,992	Revenues from Local Gov.
1	Taksa Lokale	514	1,155	2,058	Local Taxes
2	Tatimi mbi Biznesin e vogel	155	364	934	Small Business Tax
II.3	Te ardh Buxh. Pavarur (kontribute)	3,568	6,474	9,490	Social ins. contributions
1	Sigurimi Shoqeror	3,239	5,884	8,625	Social Insurance
2	Sigurimi Shendetesor	329	590	865	Health insurance
III.	Te ardhura Jotatimore	1,438	2,437	4,522	Nontax Revenue
1	Tran.Fitimi nga Banka e Shqiperise	0	0	777	Profit transfer from BOA
2	Te ardhura nga Inst.Buxhetore	1,219	2,144	3,310	Income of budgetary institutions
3	Te tjera	218	292	435	Other/not allocated
	TOTALI I SHPENZIMEVE	11,190	25,251	42,664	TOTAL EXPENDITURE
I.	Shpenzime Korrente	11,078	24,288	39,453	Current Expenditures
1	Personeli	3,667	7,888	12,016	Personnel expenditures
	Paga	2,804	5,964	9,374	Wages
	Kontributi per Sigurime Shoqerore	862	1,924	2,642	Social insurance contributions
	Politikat e reja pagash				Of which; Contingency
2	Interesat	2,205	3,775	6,405	Interest
	Te Brendshme	2,124	3,532	6,061	Domestic
	Te Huaja	81	243	344	Foreign
3	Shpenzime Operative Mirembajtje	268	1,511	3,114	Operational & Maintenance
4	Subvencionet	58	171	485	Subsidies
5	Shpenzime per Sig.Sociale dhe te tjera	4,756	10,145	15,813	Social insurance outlays
	Sigurime Shoqerore	3,712	7,631	11,807	Social insurance
	Sigurime Shendetesore	474	1,104	1,577	Health insurance
	Buxheti lokal (Granti)	388	725	858	Local Budget (Grant)
	Buxheti lokal (Te ardhurat e veta)	182	685	1,571	Local Budget (Proper revenues)
6	Shpenzime te tjera	125	798	1,620	Other expenditures
	Pagesa e Papunesise	53	84	200	Unemployment insurance benefits
	Ndihma Ekonomike	72	714	1,420	Social assistance
	Kompensim per ish te perndjekurit politike				Compensation for ex political prisoners
8	Kompensim ne vlere i pronareve				Property Compensation
II.	Fondi Rezerve				Reserve fund/contingency
III.	Shpenzime Kapitale	112	964	3,211	Capital expenditures
	Financimi Brendshem	2	447	1,999	Domestically financing
	Financimi Huaj	110	517	1,213	Foreign financed
IV.	Kosto Int. te Ristr. te Bankes				Interest cost of Bank restr.
	DEFICITI	5,561	7,469	10,305	Overall Deficit
	FINANCIMI DEFICITIT	-5,561	-7,469	-10,305	Deficit Financing
I	Brendshem	-5,278	-6,955	-9,172	Domestic
1	Te ardhura nga privatizimi	3	4	8	Privatization receipts
2	Hua-marrje e brendeshme	2,067	2,232	-811	Domestic Borrowing
3	Te tjera	-7,348	-9,191	-8,369	Other
II.	I Huaj	-283	-515	-1,133	Foreign
1	Hua afatgjate(e marre)	247	842	1,128	Long-term Loan(Drawings)
2	Ndryshimi i gjendjes se arkës*	-162	-358	-1,082	Chang. of stat. Account*
3	Ripagesat	-368	-999	-1,179	Repayments
	KAPITUJT KRYESORE				Main indicators
	Financimi i Brendshem i Deficitit	-5,278	-6,955	-9,172	Domestically financed deficit
	Deficiti Pergjithshem	5,561	7,469	10,305	Overall Balance
	Te ardh.-Shpen.nga Sig. Shqo.dhe Shend.	-617	-2,261	-3,895	Soc.& health insur.contr.-outlays

* "Ndryshimi i gjendjes se arkës" perfaqeson ndryshimin ne Depozites se Financimeve te Huaja

"Chang. of stat. Account" stands for the change in Foreign Financing Deposit

TREGUESIT FISKALE SIPAS BUXHETIT TE KONSOLIDUAR 2006
(FISCAL INDICATORS REGARDING CONSOLIDATED BUDGET OF 2006)

Te dhena mujore (Monthly Data)

ne milion leke (in million leks)

Tab. 1.2b

Nr.	E M E R T I M I	Jan Jan	Shkurt Feb	Mars Mar	
	TOTALI TE ARDHURAVE	16,751	15,970	20,248	TOTAL REVENUE
I.	Ndihma	24	25	1,128	Grants
II.	Te ardhura tatimore	15,289	14,946	17,035	Tax Revenue
II.1	Nga Tatimet dhe Doganat	11,052	11,190	12,546	From tax offices and customs
1	Tatimi mbi Vleren e Shtuar	5,261	5,168	5,222	V. A. T
2	Tatimi mbi Fitimin	1,485	1,779	2,793	Profit Tax
3	Akcizat	1,626	1,468	1,514	Excise Tax
4	Tatimi mbi te Ardhurat Personale	721	510	702	Personal Income Tax
5	Taksa Nacionale dhe te tjera	938	1,137	1,109	National Taxes and others
6	Taksa Doganore	1,022	1,129	1,207	Custom Duties
II.2	Te ardhura nga Pushteti Lokal	669	850	1,473	Revenues from Local Gov.
1	Taksa Lokale	514	641	903	Local Taxes
2	Tatimi mbi Biznesin e vogel	155	209	570	Small Business Tax
II.3	Te ardh Buxh. Pavarur (kontribute)	3,568	2,906	3,016	Social ins. contributions
1	Sigurimi Shoqeror	3,239	2,645	2,741	Social Insurance
2	Sigurimi Shendetesor	329	261	275	Health insurance
III.	Te ardhura Jotatimore	1,438	999	2,085	Nontax Revenue
1	Tran.Fitimi nga Banka e Shqiperise	0	0	777	Profit transfer from BOA
2	Te ardhura nga Inst.Buxhetore	1,219	925	1,166	Income of budgetary institutions
3	Te tjera	218	74	142	Other/not allocated
	TOTALI I SHPENZIMEVE	11,190	14,062	17,413	TOTAL EXPENDITURE
I.	Shpenzime Korrente	11,078	13,210	15,165	Current Expenditures
1	Personeli	3,667	4,221	4,128	Personnel expenditures
	Paga	2,804	3,160	3,410	Wages
	Kontributi per Sigurime Shoqerore	862	1,061	718	Social insurance contributions
2	Interesat	2,205	1,570	2,630	Interest
	Te Brendshme	2,124	1,408	2,529	Domestic
	Te Huaja	81	162	101	Foreign
3	Shpenzime Operative Mirembajtje	268	1,243	1,602	Operational & Maintenance
4	Subvencionet	58	114	314	Subsidies
	Shpenzime per Sig.Sociale				
5	dhe te tjera	4,756	5,389	5,669	Social insurance outlays
	Sigurime Shoqerore	3,712	3,919	4,176	Social insurance
	Sigurime Shendetesore	474	630	473	Health insurance
	Buxheti lokal (Granti)	388	336	133	Local Budget (Grant)
	Buxheti lokal (Te ardhurat e veta)	182	503	886	Local Budget (Proper revenues)
6	Shpenzime te tjera	125	673	822	Other expenditures
	Pagesa e Papunesise	53	31	117	Unemployment insurance benefits
	Ndihma Ekonomike	72	642	705	Social assistance
II.	Fondi Rezerve				Reserve fund/contingency
II.	Shpenzime Kapitale	112	852	2,248	Capital expenditures
	Financimi Brendshem	2	445	1,552	Domestically financing
	Financimi Huaj	110	407	696	Foreign financed
IV.	Kosto Int. te Ristr. te Bankes				Interest cost of Bank restr.
	DEFICITI	5,561	1,908	2,836	Overall Deficit
	FINANCIMI DEFICITIT	-5,561	-1,908	-2,836	Deficit Financing
I	Brendshem	-5,278	-1,677	-2,217	Domestic
1	Te ardhura nga privatizimi	3	1	4	Privatization receipts
2	Hua-marrje e brendeshme	2,067	166	-3,044	Domestic Borrowing
3	Te tjera	-7,348	-1,843	822	Other
II.	I Huaj	-283	-232	-618	Foreign
1	Hua afatgjate(e marre)	247	596	286	Long-term Loan(Drawings)
2	Ndryshimi i gjendjes se arkesh*	-162	-197	-724	Chang. of stat. Account*
3	Ripagesat	-368	-631	-180	Repayments
	KAPITUJT KRYESORE				Main indicators
	Financimi i Brendshem i Deficitit	-5,278	-1,677	-2,217	Domestically financed deficit
	Deficiti Pergjithshem	5,561	1,908	2,836	Overall Balance
	Te ardh.-Shpen.nga Sig. Shoq.dhe Shend.	-617	-1,643	-1,634	Soc.& health insur.contr.-outlays

* "Ndryshimi i gjendjes se arkesh" perfaqeson ndryshimin ne Depozites se Financimeve te Huaja

"Chang. of stat. Account" stands for the change in Foreign Financing Deposit

NDRYSHIMI TREGUESVE FISKALE KRAHASUAR ME 2005 NE TERMA NOMINALE
THE CHANGE OF FISCAL INDICATORS COMPARED WITH 2005 IN NOMINAL TERMS

Te dhena progresive (Progressive Data)

Ne % (in percent)

Tab. 1.2c

Nr.	E M E R T I M I	Jan Jan	Shku Feb	Mars March	
	TOTALI TE ARDHURAVE	24.78	16.68	16.67	TOTAL REVENUE
I.	Ndihma	-94.54	-91.18	61.50	Grants
II.	Te ardhura tatimore	26.24	21.54	15.18	Tax Revenue
II.1	Nga Tatimet dhe Doganat	20.51	22.10	19.64	From tax offices and customs
1	Tatimi mbi Vleren e Shtuar	17.09	18.26	16.33	V. A. T
2	Tatimi mbi Fitimin	24.04	27.93	24.45	Profit Tax
3	Akcizat	42.28	44.82	34.12	Excise Tax
4	Tatimi mbi te Ardhurat Personale	26.99	16.55	23.88	Personal Income Tax
5	Taksa Nacionale dhe te tjera	8.88	12.75	9.17	National Taxes and others
6	Taksa Doganore	12.34	18.53	18.01	Custom Duties
II.2	Te ardhura nga Pushteti Lokal	73.60	28.70	-13.39	Revenues from Local Gov.
1	Taksa Lokale	68.50	32.81	-5.57	Local Taxes
2	Tatimi mbi Biznesin e vogel	93.00	17.19	-26.74	Small Business Tax
II.3	Te ardh Buxh. Pavarur (kontribute)	39.68	18.12	11.51	Social ins. contributions
1	Sigurimi Shoqeror	37.26	16.83	10.81	Social Insurance
2	Sigurimi Shendetesor	69.09	32.81	18.99	Health insurance
III.	Te ardhura Jotatimore	66.15	-6.57	24.58	Nontax Revenue
1	Tran.Fitimi nga Banka e Shqiperise				Profit transfer from BOA
2	Te ardhura nga Inst.Buxhetore	93.92	16.78	44.51	Income of budgetary institutions
3	Te tjera	-7.66	-13.62	-18.84	Other/not allocated
	TOTALI I SHPENZIMEVE	-9.36	-14.59	-8.86	TOTAL EXPENDITURE
I.	Shpenzime Korrente	-2.88	-7.99	-5.99	Current Expenditures
1	Personeli	3.30	0.91	-0.16	Personnel expenditures
	Paga	-3.59	-3.49	-1.16	Wages
	Kontributi per Sigurime Shoqerore	34.58	17.53	3.54	Social insurance contributions
	Politikat e reja pagash				Of which; Contingency
2	Interesat	-8.33	-7.19	-8.97	Interest
	Te Brendshme	-8.27	-7.46	-10.21	Domestic
	Te Huaja	-9.74	-3.05	20.29	Foreign
3	Shpenzime Operative Mirembajtje	-29.51	-40.33	-30.67	Operational & Maintenance
4	Subvencionet	-39.58	-32.13	-18.89	Subsidies
5	Shpenzime per Sig.Sociale dhe te tjera	-2.91	-1.29	1.18	Social insurance outlays
	Sigurime Shoqerore	2.40	6.84	9.52	Social insurance
	Sigurime Shendetesore	-36.51	-17.22	-16.05	Health insurance
	Buxheti lokal (Granti)	1.44	-16.79	-41.92	Local Budget (Grant)
	Buxheti lokal (Te ardhurat e veta)	26.01	-26.38	5.27	Local Budget (Proper revenues)
6	Shpenzime te tjera	60.48	-45.05	-25.65	Other expenditures
	Pagesa e Papunesise	-10.77	-33.08	-11.18	Unemployment insurance benefits
	Ndihma Ekonomike	287.35	-46.18	-27.33	Social assistance
	Kompensim per ish te perndjekurit politike				Compensation for ex political prisoners
8	Kompensim ne vlere i pronareve				Property Compensation
II.	Fondi Rezerve				Reserve fund/contingency
III.	Shpenzime Kapitale	-88.11	-69.57	-33.72	Capital expenditures
	Financimi Brendshem	2,027.66	-57.96	5.25	Domestically financing
	Financimi Huaj	-88.32	-75.44	-58.84	Foreign financed
IV.	Kosto Int. te Ristr. te Bankes				Interest cost of Bank restr.
	DEFICITI	415.07	-591.31	-829.06	Overall Deficit
	FINANCIMI DEFICITIT	415.07	-591.31	-829.06	Deficit Financing
I	Brendshem	287.96	-1,878.69	3,334.00	Domestic
1	Te ardhura nga privatizimi	-98.36	-98.49	-97.95	Privatization receipts
2	Hua-marreje e brendeshme	8.29	-30.41	-117.60	Domestic Borrowing
3	Te tjera	112.44	199.28	59.13	Other
II.	I Huaj	-200.75	-145.57	-167.41	Foreign
1	Hua afatgjate(e marre)	-48.98	-45.46	-45.87	Long-term Loan(Drawings)
2	Ndryshimi i gjendjes se arkesh*	-2,761.12	-5,471.20	-902.12	Chang. of stat. Account*
3	Ripagesat	76.34	136.81	119.04	Repayments
	KAPITUJT KRYESORE				Main indicators
	Financimi i Brendshem i Deficitit	287.96	-1,878.69	3,334.00	Domestically financed deficit
	Deficiti Pergjithshem	415.07	-591.31	-829.06	Overall Balance
	Te ardh.-Shpen.nga Sig. Shoq.dhe Shend.	-66.01	-24.51	-6.12	Soc.& health insur.contr.-outlays

* "Ndryshimi i gjendjes se arkesh" perfaqeson ndryshimin ne Depozites se Financimeve te Huaja

"Chang. of stat. Account" stands for the change in Foreign Financing Deposit

NDRYSHIMI I TREGUESVE FISKALE KRAHASUAR ME 2005 NE TERMA REALE
THE CHANGE OF FISCAL INDICATORS COMPARED WITH 2005 IN REAL TERMS

Te dhena progresive (Progressive Data)

Ne % (in percent)

Tab. 1.2d

Nr.	E M E R T I M I	Jan Jan	Shku Feb	Mars Mar	
	TOTALI TE ARDHURAVE	23.12	15.09	14.98	TOTAL REVENUE
I.	Ndihma	-94.62	-91.30	59.16	Grants
II.	Te ardhura tatimore	24.56	19.88	13.50	Tax Revenue
III.1	Nga Tatimet dhe Doganat	18.90	20.44	17.91	From tax offices and customs
1	Tatimi mbi Vleren e Shtuar	15.54	16.65	14.64	V. A. T
2	Tatimi mbi Fitimin	22.38	26.18	22.64	Profit Tax
3	Akcizat	40.38	42.85	32.18	Excise Tax
4	Tatimi mbi te Ardhurat Personale	25.30	14.97	22.08	Personal Income Tax
5	Taksa Nacionale dhe te tjera	7.44	11.22	7.59	National Taxes and others
6	Taksa Doganore	10.85	16.92	16.30	Custom Duties
II.2	Te ardhura nga Pushteti Lokal	71.29	26.95	-14.64	Revenues from Local Gov.
1	Taksa Lokale	66.26	31.00	-6.94	Local Taxes
2	Tatimi mbi Biznesin e vogel	90.43	15.59	-27.81	Small Business Tax
II.3	Te ardh Buxh. Pavarur (kontribute)	37.83	16.52	9.89	Social ins. contributions
1	Sigurimi Shoqeror	35.43	15.24	9.20	Social Insurance
2	Sigurimi Shendetisor	66.84	31.01	17.26	Health insurance
III.	Te ardhura Jotatimore	63.94	-7.85	22.77	Nontax Revenue
1	Tran.Fitimi nga Banka e Shqiperise	-1.33	-1.36	-1.45	Profit transfer from BOA
2	Te ardhura nga Inst.Buxhetore	91.34	15.19	42.41	Income of budgetary institutions
3	Te tjera	-8.89	-14.80	-20.02	Other/not allocated
	TOTALI I SHPENZIMEVE	-10.57	-15.75	-10.19	TOTAL EXPENDITURE
I.	Shpenzime Korrente	-4.17	-9.24	-7.36	Current Expenditures
1	Personeli	1.93	-0.46	-1.61	Personnel expenditures
	Paga	-4.87	-4.80	-2.60	Wages
	Kontributi per Sigurime Shoqerore	32.79	15.93	2.04	Social insurance contributions
	Politikat e reja pagash				Of which; Contingency
2	Interesat	-9.55	-8.45	-10.29	Interest
	Te Brendshme	-9.49	-8.72	-11.51	Domestic
	Te Huaja	-10.94	-4.37	18.54	Foreign
3	Shpenzime Operative Mirembajtje	-30.45	-41.14	-31.68	Operational & Maintenance
4	Subvencionet	-40.38	-33.05	-20.07	Subsidies
5	Shpenzime per Sig.Sociale dhe te tjera	-4.20	-2.63	-0.29	Social insurance outlays
	Sigurime Shoqerore	1.04	5.39	7.94	Social insurance
	Sigurime Shendetesore	-37.36	-18.34	-17.27	Health insurance
	Buxheti lokal (Granti)	0.09	-17.93	-42.77	Local Budget (Grant)
	Buxheti lokal (Te ardhurat e veta)	24.33	-27.39	3.74	Local Budget (Proper revenues)
6	Shpenzime te tjera	58.34	-45.80	-26.73	Other expenditures
	Pagesa e Papunesise	-11.96	-33.99	-12.47	Unemployment insurance benefits
	Ndihma Ekonomike	282.19	-46.91	-28.38	Social assistance
	Kompensim per ish te perndjekurit politike				Compensation for ex political prisoners
8	Kompensim ne vlere i pronareve				Property Compensation
II.	Fondi Rezerve				Reserve fund/contingency
II.	Shpenzime Kapitale	-88.27	-69.99	-34.69	Capital expenditures
	Financimi Brendshem	1,999.34	-58.54	3.72	Domestically financing
	Financimi Huaj	-88.47	-75.77	-59.44	Foreign financed
IV.	Kosto Int. te Ristr. te Bankes	-1.33	-1.36	-1.45	Interest cost of Bank restr.
	DEFICITI	408.21	-584.62	-818.48	Overall Deficit
	FINANCIMI DEFICITIT	408.21	-584.62	-818.48	Deficit Financing
I	Brendshem	282.80	-1,854.48	3,284.19	Domestic
1	Te ardhura nga privatizimi	-98.38	-98.51	-97.98	Privatization receipts
2	Hua-marrje e brendeshme	6.85	-31.35	-117.34	Domestic Borrowing
3	Te tjera	109.61	195.20	56.82	Other
II.	I Huaj	-199.41	-144.95	-166.43	Foreign
1	Hua afatgjate(e marre)	-49.66	-46.20	-46.66	Long-term Loan(Drawings)
2	Ndryshimi i gjendjes se arkesh*	-2,725.70	-5,398.09	-890.48	Chang. of stat. Account*
3	Ripagesat	73.99	133.59	115.87	Repayments
	KAPITUJT KRYESORE				Main indicators
	Financimi i Brendshem i Deficitit	282.80	-1,854.48	3,284.19	Domestically financed deficit
	Deficiti Pergjithshem	408.21	-584.62	-818.48	Overall Balance
	Te ardh.-Shpen.nga Sig. Shoq.dhe Shend.	-66.47	-25.54	-7.48	Soc.& health insur.contr.-outlays

* "Ndryshimi i gjendjes se arkesh" perfaqeson ndryshimin ne Depozites se Financimeve te Huaja

"Chang. of stat. Account" stands for the change in Foreign Financing Deposit

SHPENZIMET SIPAS KLASIFIKIMIT FUNKSIONAL PER VITIN 2006
(EXPENDITURES BY FUNCTIONS YEAR 2006)

Te dhena progresive (Progresive Data)

ne milion leke(in million leks)

Tab. 2.2a

Funksionet	Janar Jan	Shkurt Feb	Mars Mar	Functions
TOTAL	11,190	25,251	42,664	TOTAL
1. Sherbime te pergjithshme publike	1,032	2,484	4,141	General Public Services
2. Mbrojtja	352	899	1,809	Defense
3. Rendi publik dhe ceshtje sigurie	814	1,721	2,693	Public Order and Safety
4. Arsimi	1,303	2,926	4,602	Education
5. Shendetsia	1,083	2,827	4,196	Health
6. Sig. Shoq. dhe ndihma ekonomike	3,889	8,799	14,110	Social Security and Welfare
7. Banesat dhe sherbimi komunal	165	656	1,368	Housing and Commun. Amenities
8. Krijimi, Kultura, Feja	95	229	440	Recr. Cultr. Relig. Affairs
9. Energjia dhe lendet djegese	17	35	132	Fuel and Energy
10. Bujq., pyjet, peshkimi, gjuetia	116	362	631	Agric. Forestry. Fishing. Hunt
11. Burimet minerale	3	30	73	Mineral Resource
12. Transporti dhe komunikimi	112	493	2,047	Transportation & Communication
13. Sherbime ekonomike te tjera	4	14	12	Other Economic Affairs & Services
14. Shpenzime te tjera	2,205	3,776	6,410	Other Expenditures

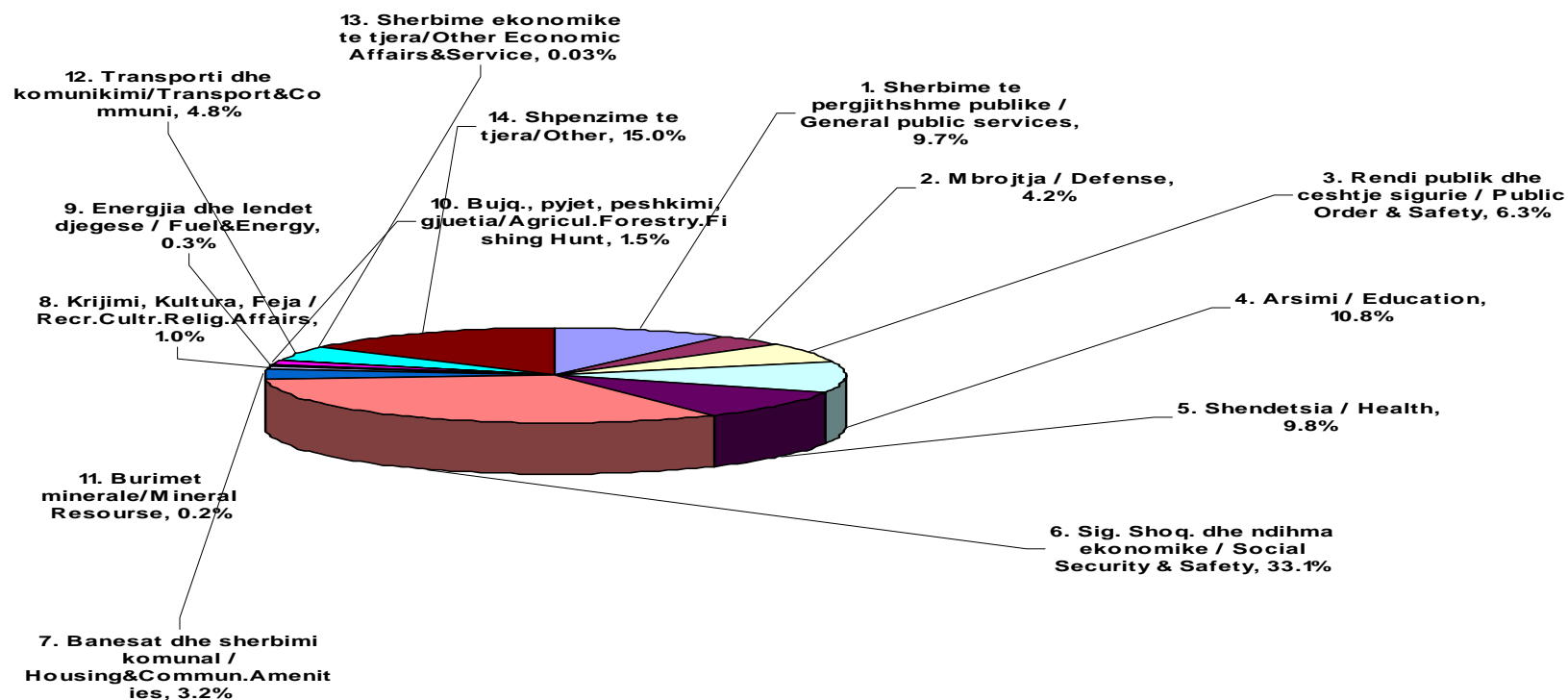
Te dhena mujore (Monthly Data)

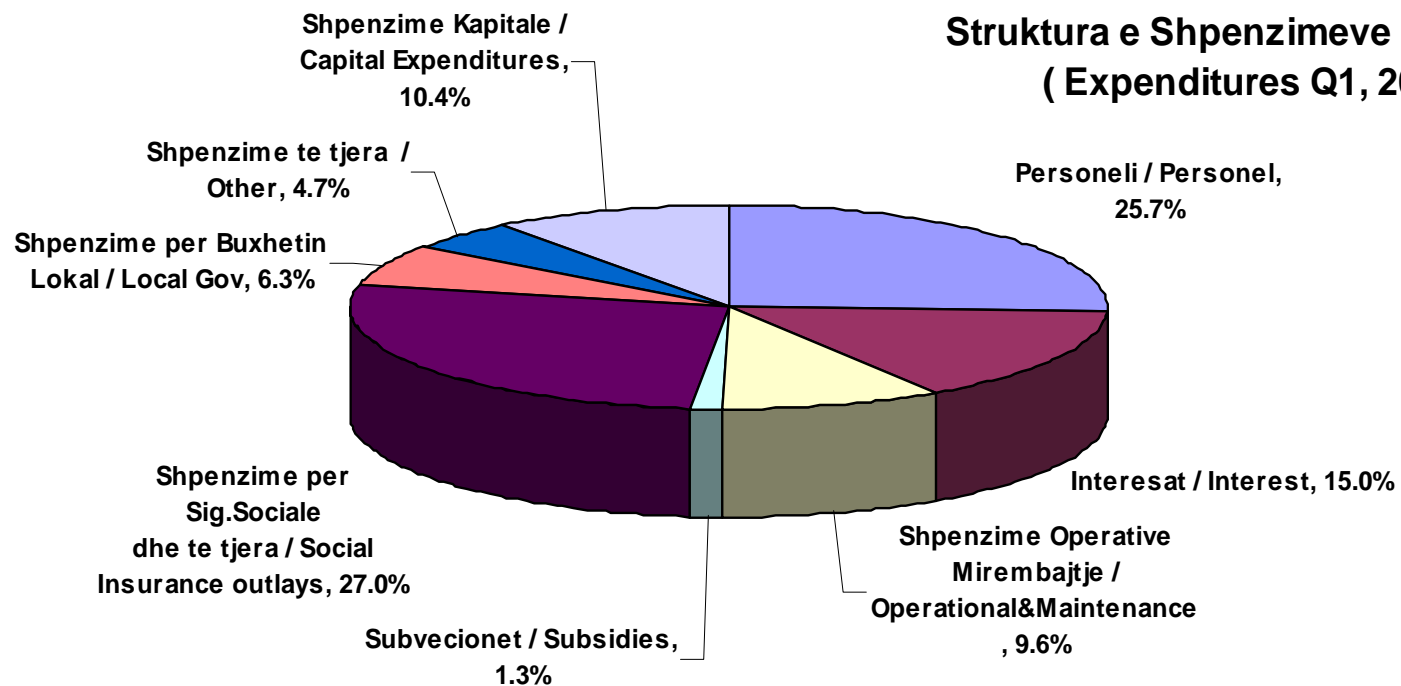
ne milion leke(in million leks)

Tab. 2.2b

Funksionet	Janar Jan	Shkurt Feb	Mars Mar	Functions
TOTAL	11,190	14,062	17,413	TOTAL
1. Sherbime te pergjithshme publike	1,032	1,452	1,657	General Public Services
2. Mbrojtja	352	546	911	Defense
3. Rendi publik dhe ceshtje sigurie	814	907	972	Public Order and Safety
4. Arsimi	1,303	1,623	1,676	Education
5. Shendetsia	1,083	1,745	1,368	Health
6. Sig. Shoq. dhe ndihma ekonomike	3,889	4,909	5,311	Social Security and Welfare
7. Banesat dhe sherbimi komunal	165	491	711	Housing and Commun. Amenities
8. Krijimi, Kultura, Feja	95	134	212	Recr. Cultr. Relig. Affairs
9. Energjia dhe lendet djegese	17	18	97	Fuel and Energy
10. Bujq., pyjet, peshkimi, gjuetia	116	247	268	Agric. Forestry. Fishing. Hunt
11. Burimet minerale	3	27	43	Mineral Resource
12. Transporti dhe komunikimi	112	381	1,554	Transportation & Communication
13. Sherbime ekonomike te tjera	4	10	-1	Other Economic Affairs & Services
14. Shpenzime te tjera	2,205	1,571	2,633	Other Expenditures

Shpenzimet sipas klasifikimit funksional, tremujori I, 2006 (Expenditures by Functions Q1, 2006)





NDRYSHIMI I SHPENZIMEVE KRAHASUAR ME VITIN 2005 NE % (NOMINALE)
THE CHANGE OF EXPENDITURES COMPARED WITH 2005 IN % (NOMINAL)

Te dhena progresive (Progresive Data)

Tab. 2.2c

Funksionet	Janar	Shkurt	Mars	Functions
TOTAL	Jan	Feb	Mar	Total
1. Sherbime te pergjithshme publike	-7.22	-26.12	-24.44	General Public Services
2. Mbrojtja	11.81	1.45	20.21	Defense
3. Rendi publik dhe ceshtje sigurie	-3.13	-7.02	-5.52	Public Order and Safety
4. Arsimi	-1.33	-2.30	-6.22	Education
5. Shendetsia	-16.97	-21.37	-20.58	Health
6. Sig. Shoq. dhe ndihma ekonomike	3.28	-0.06	6.15	Social Security and Welfare
7. Banesat dhe sherbimi komunal	-67.28	-26.27	-31.16	Housing and Commun. Amenities
8. Krijimi, Kultura, Feja	-15.50	-22.28	-11.44	Recr. Cultr. Relig. Affairs
9. Energjia dhe lendet djegese	-84.01	-94.67	-81.39	Fuel and Energy
10. Bujq., pyjet, peshkimi, gjuetia	-15.60	-36.15	-29.02	Agric. Forestry. Fishing. Hunt
11. Burimet minerale	47.39	243.83	-16.33	Mineral Resource
12. Transporti dhe komunikimi	-72.52	-68.17	-7.84	Transportation & Communication
13. Sherbime ekonomike te tjera	-69.64	22.81	-49.71	Other Economic Affairs & Services
14. Shpenzime te tjera	-8.32	-7.62	-9.45	Other Expenditures

NDRYSHIMI I SHPENZIMEVE KRAHASUAR ME VITIN 2005 NE % (REALE)
THE CHANGE OF EXPENDITURES COMPARED WITH 2005 IN % (REAL)

Te dhena progresive (Progresive Data)

Tab. 2.2d

Funksionet	Janar	Shkurt	Mars	Functions
TOTAL	Jan	Feb	Mar	Total
1. Sherbime te pergjithshme publike	-8.45	-27.13	-25.53	General Public Services
2. Mbrojtja	10.32	0.07	18.46	Defense
3. Rendi publik dhe ceshtje sigurie	-4.42	-8.28	-6.89	Public Order and Safety
4. Arsimi	-2.65	-3.63	-7.58	Education
5. Shendetsia	-18.08	-22.44	-21.73	Health
6. Sig. Shoq. dhe ndihma ekonomike	1.90	-1.42	4.61	Social Security and Welfare
7. Banesat dhe sherbimi komunal	-67.71	-27.27	-32.16	Housing and Commun. Amenities
8. Krijimi, Kultura, Feja	-16.63	-23.34	-12.73	Recr. Cultr. Relig. Affairs
9. Energjia dhe lendet djegese	-84.22	-94.74	-81.66	Fuel and Energy
10. Bujq., pyjet, peshkimi, gjuetia	-16.72	-37.02	-30.05	Agric. Forestry. Fishing. Hunt
11. Burimet minerale	45.43	239.15	-17.54	Mineral Resource
12. Transporti dhe komunikimi	-72.88	-68.61	-9.18	Transportation & Communication
13. Sherbime ekonomike te tjera	-70.04	21.14	-50.44	Other Economic Affairs & Services
14. Shpenzime te tjera	-9.54	-8.88	-10.76	Other Expenditures

SHPENZIMET SIPAS KLASIFIKIMIT INSTITUCIONAL PER VITIN 2006
EXPENDITURES BY CENTRAL INSTITUTIONS DURING THE YEAR 2006

Te dhena progresive (Progressive Data)

ne milion leke (in million leks)

Tab. 2.4a

Ministria ose Institucioni	Jan Jan	Shku Feb	Mars Mar	Ministry or Institution
TOTALI	11,190	25,251	42,664	TOTAL
Presidenca	6	16	24	President
Kuvendi	38	94	159	Parliament
Keshilli i Ministrave	41	79	120	Council of Ministers
Ministria e Ekonomise, Tregtise dhe Energjitikes	35	109	279	Ministry of Economy, Trade & Energy
Ministria e Bujqesise dhe Ushqimit dhe mbrojtjes se Konsumatorit	88	306	540	Ministry of Agriculture, Food & Consumers Safety
Ministria e Puneve Publik, Transportit dhe Telekomunikacionit	98	572	2,350	Ministry of Public Work, Transport & Telecommunication
Sistemi i regjistrimit te pasurise se paluajtshme	8	20	35	Immovable Property Registration
Ministria e Financave	23	49	85	Ministry of Finance
Ministria e Arsimit dhe Shkences	1,276	2,800	4,373	Ministry of Education & Science
Ministria e Turizmit, Kulture, Rinise dhe Sporteve	32	82	194	Ministry of Tourism, Culture, Youth & Sport
Ministria e Shendetesise	1,072	2,791	4,143	Ministry of Health
Ministria e Drejtësisë	108	255	431	Ministry of Justice
Ministria e Puneve te Jashtme	18	94	92	Ministry of Foreign Affairs
Ministria e Brendshme	724	1,510	2,396	Ministry of Interior
Ministria e Mbrojtjes	430	1,169	2,227	Ministry of Defense
Sherbimi Informativ I Shtetit	65	148	220	State Information Service
Drejtoria e Radio-Televizionit	25	47	63	Department of Radio and Television
Drejtoria e Pergjithshme e Arkivave	4	9	13	General Directorate of Archive
Drejtoria e Rezerves se Shtetit	5	14	21	Directorate of State Reserves
Akademia e Shkencave	30	73	116	Science Academy
Sherbimi i Kontrollit te Shtetit	6	30	46	State Audit Commission
Ministria e Punes, Ceshtjeve Sociale dhe Shanseve te barabarta	3,897	8,805	14,112	Ministry of Labor and Social Affairs & Equal Possibilities
Ministria e Mjedisit, Pyjeve dhe Administrimit te Ujrave	35	92	168	Ministry of Environment, Forestry & Water Administration
Agjensia Kombetare e Privatizimit	1	3	4	National Agency for Privatization
Prokuroria e Pergjithshme	50	122	203	State Prosecutor
Zyra e Administrimit te Buxhetit Gjyqesor	68	151	241	Office for the Administration of the Judiciary Budget
Gjykata Kushtetuese	4	10	16	Constitutional Court
Agjensia Telegrafike Shqiptare	5	11	18	Albanian Press Agency
Drejtoria e Pergjithshme e Doganave	43	94	175	General Customs Department
Drejtoria e Pergjithshme e Standarteve	1	2	4	General Department of Standardizations
Drejtoria e Pergjithshme e Tatimeve	76	141	247	General Tax Directorate
Shpenzime per sherbimin e borxhit	2,205	3,775	6,405	Dept Service
Instituti i Statistikes	7	15	28	Statistics Institute
Komisioni i Letrave me Vlere	1	4	6	Securities Commission
Shkolla e Magjistratures	1	5	8	School of the Magistrature
Fondi i Zhvillimit Shqiptar	51	238	480	Rural Development Program
Qendra Kombetare Kinematografike	1	2	3	National Movies Center
Instituti i integritetit te perndjekurve	1	4	9	Institute of integration of the ex political prisoners
Inspektoriati i keshillit te larte te drejtësisë	2	12	18	Inspection of the high Council of Justice
Avokati i popullit	5	15	23	Ombudsman
Komisioni i Sherbimit Civil	2	4	7	Commission of civil service
Komisioni Qendror i Zgjedhjeve	4	12	19	Central Committee for Elections
Entet Lokale "Granti"	570	1,410	2,429	Local Entities "Grant"
Avokatia e Shtetit	6	12	17	State advocate
Inspektoriati i Larte Kontr. Deklar te Pronave	3	8	14	High Inspectorate for Declaration of Properties & Assets
Autoriteti i Konkurences	2	4	7	Competition Authority
Ministria e Integritetit	4	10	17	Ministry of Integration
Komiteti Shteteror i Kthimit dhe Kompesimit te Pronave	9	19	31	State Commission for the Restitution & Compensation of Properties
Ajentet tatimor jo-buxhetore	0	6	7	Tax agents not-budgetary
Te tjera	0	0	20	Others

SHPENZIMET SIPAS KLASIFIKIMIT INSTITUCIONAL PER VITIN 2006
EXPENDITURES BY CENTRAL INSTITUTIONS DURING THE YEAR 2006

Te dhena mujore (Monthly Data)

ne milion leke(in million leks)

Tab. 2.4b

Ministria ose Institucioni	Jan Jan	Shku Feb	Mars Mar	Ministry or Institution
TOTALI	11,190	14,062	17,413	TOTAL
Presidenca	6	9	8	President
Kuvendi	38	56	65	Parliament
Keshilli i Ministrave	41	38	40	Council of Ministers
Ministria e Ekonomise, Tregtise dhe Energjitikes	35	74	170	Ministry of Economy, Trade & Energy
Ministria e Bujqesise dhe Ushqimit dhe mbrojtjes se Konsumatorit	88	218	234	Ministry of Agriculture, Food & Consumers Safety
Ministria e Puneve Publik, Transportit dhe Telekomunikacionit	98	474	1,778	Ministry of Public Work, Transport & Telecommunication
Sistemi i regjistrimit te pasurise se paluajtshme	8	11	16	Immovable Property Registration
Ministria e Financave	23	26	36	Ministry of Finance
Ministria e Arsimit dhe Shkences	1,276	1,524	1,573	Ministry of Education & Science
Ministria e Turizmit, Kulture, Rinise dhe Sporteve	32	50	112	Ministry of Tourism, Culture, Youth & Sport
Ministria e Shendetesise	1,072	1,719	1,352	Ministry of Health
Ministria e Drejtesise	108	146	177	Ministry of Justice
Ministria e Puneve te Jashtme	18	77	-3	Ministry of Foreign Affairs
Ministria e Brendshme	724	786	886	Ministry of Interior
Ministria e Mbrojtjes	430	739	1,058	Ministry of Defense
Sherbimi Informativ i Shtetit	65	83	72	State Information Service
Drejtoria e Radio-Televizionit	25	23	16	Department of Radio and Television
Drejtoria e Pergjithshme e Arkivave	4	5	5	General Directorate of Archive
Drejtoria e Rezerves se Shtetit	5	8	7	Directorate of State Reserves
Akademia e Shkencave	30	43	43	Science Academy
Sherbimi i Kontrollit te Shtetit	6	23	16	State Audit Commission
Ministria e Punes, Ceshtjeve Sociale dhe Shanseve te barabarta	3,897	4,908	5,307	Ministry of Labor and Social Affairs & Equal Possibilities
Ministria e Mjedisit, Pyjeve dhe Administrimit te Ujrave	35	56	77	Ministry of Environment, Forestry & Water Administration
Ajensia Kombetare e Privatizimit	1	2	2	National Agency for Privatization
Prokuroria e Pergjithshme	50	73	81	State Prosecutor
Zyra e Administrimit te Buxhetit Gjyqesor	68	83	91	Office for the Administration of the Judiciary Budget
Gjykata Kushtetuese	4	6	6	Constitutional Court
Ajensia Telegrafike Shqiptare	5	5	7	Albanian Press Agency
Drejtoria e Pergjithshme e Doganave	43	51	81	General Customs Department
Drejtoria e Pergjithshme e Standarteve	1	1	2	General Department of Standardizations
Drejtoria e Pergjithshme e Tatimeve	76	65	106	General Tax Directorate
Shpenzime per sherbimin e borxhit	2,205	1,570	2,630	Dept Service
Instituti i Statistikes	7	8	12	Statistics Institute
Komisioni i Letrave me Vlere	1	3	2	Securities Commission
Shkolla e Magjistratures	1	4	4	School of the Magistrature
Fondi i Zhvillimit Shqiptar	51	188	242	Rural Development Program
Qendra Kombetare Kinematografike	1	1	1	National Movies Center
Instituti i integritetit te perndjekurve	1	3	4	Institute of integration of the ex political prisoners
Inspektoriati i keshillit te larte te drejtesise	2	10	6	Inspection of the high Council of Justice
Avokati i popullit	5	9	8	Ombudsman
Komisioni i Sherbimit Civil	2	2	3	Commission of civil service
Komisioni Qendror i Zgjedhjeve	4	7	7	Central Committee for Elections
Entet Lokale "Granti"	570	839	1,019	Local Entities "Grant"
Avokatia e Shtetit	6	6	5	State advocate
Inspektoriati i Larte Kontr. Deklar te Pronave	3	5	6	High Inspectorate for Declaration of Properties & Assets
Autoriteti i Konkurences	2	2	3	Competition Authority
Ministria e Integritetit	4	6	8	Ministry of Integration
Komiteti Shteteror i Kthimit dhe Kompesimit te Pronave	9	10	12	State Commission for the Restitution & Compensation of Properties
Agjentet tatimor jo-buxhetore	0	6	1	Tax agents not-budgetary
Te tjera	0	0	20	Others

SHPENZIMET E KRYERA NE RRETHE 3MUJ1,2006
DISTRICTS EXPENDITURES Q1, 2006

Te dhena progresive(Progressive data)

Tab. 2.5

Rrethi (District)	3Muj1 (Q1) 2006	
	Total ne milion lek (Total in milion of leks)	Per fryme ne lek (Per capita in leks)
Totali (Total)	27,377	8,733
Berat	543	4,468
Bulqize	139	4,070
Delvine	70	5,916
Devoll	114	3,325
Diber	381	5,229
Durres	942	4,333
Elbasan	911	4,090
Fier	742	3,737
Gramsh	159	5,790
Gjirokaster	405	7,313
Has	100	5,356
Kavaje	308	3,818
Kolonje	119	7,646
Korce	695	4,923
Kruje	255	3,904
Kucove	123	3,521
Kukes	430	7,271
Kurbini	241	4,452
Lezhe	405	5,574
Librazhd	240	3,574
Lushnje	470	3,290
Malesi e Madhe	137	3,751
Mallakaster	137	3,761
Mat	241	4,419
Mirdite	212	6,744
Peqin	148	4,657
Permet	124	5,511
Pogradec	333	4,741
Puke	193	6,528
Sarande	256	6,030
Skrapar	157	6,947
Shkoder	963	5,299
Tepelene	179	6,413
Tirane	15,408	24,521
Tropoje	173	7,837
Vlore	923	6,231

Shenim. Jane perjashtuar shpenzimet kapitale me financim te huaj.

Note. The capital expenditures by foreign financing are excluded.

Numri popullsise sipas INSTAT 1-janar 2005 / Pupulation INSTAT January 2005

TABELA E INVESTIMEVE (TABLE OF INVESTMENTS) 2006

Te dhena progresive (Progressive Data)

ne milion leke(in million leks)

Tab 2.6a

	<i>Janar</i> <i>Jan</i>	<i>Shkurt</i> <i>Feb</i>	<i>Mars</i> <i>Mar</i>	
Financim i brendshem	1.90	446.90	1,999	Domestic financing
<i>Ne %</i>	<i>1.70%</i>	<i>46.38%</i>	<i>62.23%</i>	<i>In %</i>
Financim i huaj	109.64	516.74	1,213	Foreign financing
<i>Ne %</i>	<i>98.30%</i>	<i>53.62%</i>	<i>37.77%</i>	<i>In %</i>
Totali i investimeve	111.54	963.64	3,211	Total of investments
<i>Ne %</i>	<i>100.00%</i>	<i>100.00%</i>	<i>100.00%</i>	<i>In %</i>

Te dhena mujore (Monthly Data)

ne milion leke(in million leks)

Tab 2.6b

	<i>Janar</i> <i>Jan</i>	<i>Shkurt</i> <i>Feb</i>	<i>Mars</i> <i>Mar</i>	
Financim i brendshem	1.90	445.00	1,552	Domestic financing
<i>Ne %</i>	<i>1.70%</i>	<i>52.22%</i>	<i>69.03%</i>	<i>In %</i>
Financim i huaj	109.64	407.10	696	Foreign financing
<i>Ne %</i>	<i>98.30%</i>	<i>47.78%</i>	<i>30.97%</i>	<i>In %</i>
Totali i investimeve / Total	111.54	852.10	2,248	Total of investments
<i>Ne %</i>	<i>100.00%</i>	<i>100.00%</i>	<i>100.00%</i>	<i>In %</i>

NDRYSHIMI I INVESTIMEVE KRAHASUAR ME 2005 NE TERMA NOMINALE

THE CHANGE OF INVESTMENTS COMPARED WITH 2005 IN NOMINAL TERMS

Tab 2.6c

	<i>Janar</i>	<i>Shkurt</i>	<i>Mars</i>	
Financim i brendshem	2,027.66	-57.96	5.25	Domestic financing
Financim i huaj	-88.32	-75.44	-58.84	Foreign financing
Totali i investimeve	-88.11	-69.57	-33.72	Total of investments

NDRYSHIMI I INVESTIMEVE KRAHASUAR ME 2005 NE TERMA REALE

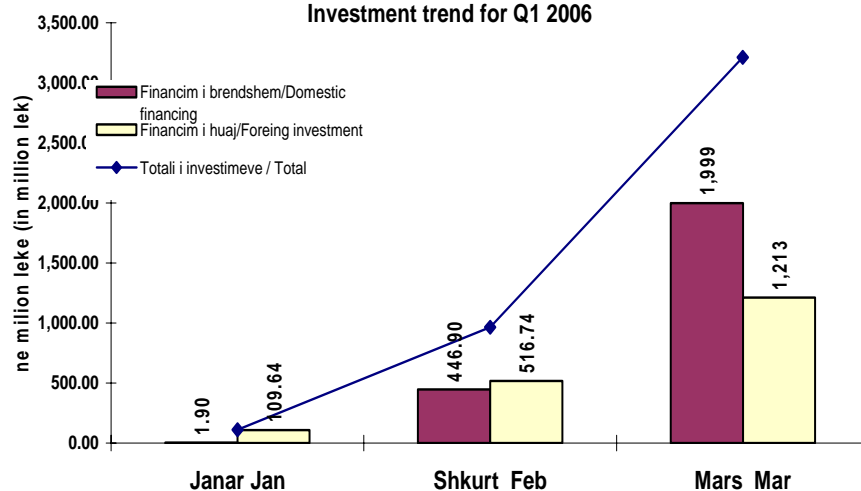
THE CHANGE OF INVESTMENTS COMPARED WITH 2005 IN REAL TERMS

Tab 2.6d

	<i>Janar</i>	<i>Shkurt</i>	<i>Mars</i>	
Financim i brendshem	1,999.34	-58.54	3.72	Domestic financing
Financim i huaj	-88.47	-75.77	-59.44	Foreign financing
Totali i investimeve	-88.27	-69.99	-34.69	Total of investments

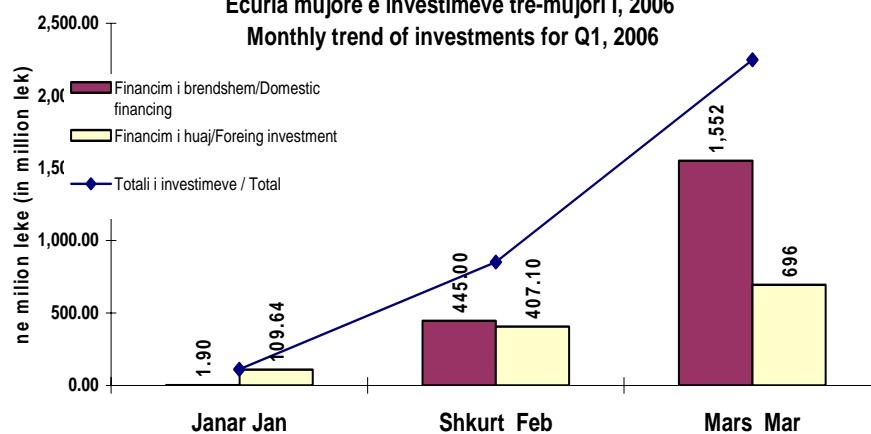
Ecuria e investimeve tre-mujori I 2006

Investment trend for Q1 2006



Ecuria mujore e investimeve tre-mujori I, 2006

Monthly trend of investments for Q1, 2006



TE ARDHURAT SIPAS KLASIFIKIMIT EKONOMIK 2006
REVENUES BY ECONOMIC CLASSIFICATION 2006

Te dhena progresive (Progressive Data)

ne milion leke(in million lek)

Tab.3.1a

Nr.	E M E R T I M I	Janar Jan	Shkurt Feb	Mars Mar	
	TOTALI I TE ARDHURAVE	16,751	32,721	52,969	TOTAL
A.	BUXHETI QENDROR	13,182	26,246	43,479	Central budget
I.	Ndihma	24	49	1,178	Grants
II.	Te ardhura tatimore	11,560	23,432	37,279	Tax revenues
1.	Tatim fitimi, te ardhurash	1,640	3,627	6,991	Profit, income tax
1.1	Tatim fitimi	1,485	3,264	6,057	Profit Tax
1.2	Tatim mbi biznesin e vogel	155	364	934	Small business tax
2.	Tatim mbi te ardhura personale	721	1,231	1,933	Personal income tax
3.	Tatim mbi mallrat dhe sherb. e brendshme	7,957	15,733	23,861	Goods & services taxes
3.1	TVSH	5,261	10,429	15,651	V.A.T
3.2	Akciza	1,626	3,093	4,607	Excises
3.3	Taksa e rregjistrimit te automjeteve	7	37	91	Tax on vehicles registration
3.4	Taksa nacionale	723	1,389	2,058	National taxes
3.5	Taksa lokale	341	784	1,455	Local Taxes
4.	Tatime mbi tregtine dhe trans.nderkomb.	1,026	2,153	3,359	Trade & international transport taxes
4.1	Taksa doganore	1,022	2,150	3,357	Customs duties
4.2	Taksa nacionale	4	3	2	National taxes
5.	Te tjera	217	687	1,135	Others
5.1	Taksa nacionale	211	682	1,124	National taxes
5.2	Taksa lokale	6	5	11	Local Taxes
III.	Te ardhura jotatimore	1,598	2,766	5,022	Nontax Revenue
1.	Te ardhura nga nd/jet dhe pronesia	273	352	1,274	Entrepreneurial and Property Income
1.1	Transferim fitimi nga Banka e Shqiperise	0	0	777	Profit transfer from BOA
1.2	Veprimt. Ekonom. e sektorit buxhetor	68	88	104	Income of budgetary institutions
1.3	Dividentet	0	0	12	Dividends
1.4	Interesa	70	74	78	Interests
1.5	Te tjera	135	189	304	Others
2.	Sherbime administ. dhe te ardhura jo-indust.	1,213	2,174	3,375	Administrative services and non-indus receipts
2.1	Nacionale	160	329	501	National
2.2	Lokale	160	329	501	Local
2.3	Jo-industriale dhe incidentale (sekondare)	894	1,516	2,373	Non-industrial and incidental
3.	Gjoha dhe sekuestime	98	211	332	Penalties
4.	Te ardhura kapitale	13	29	41	Capital Revenues
B.	Sigurime Shoqerore	3,568	6,474	9,490	Social insurance
1	Kontributi i Sigurimeve Shoqerore	3,219	5,862	8,597	Contribution of social insurance
2	Kontributi i ISKSH	18	29	42	Contribution of the institution of health caring
3	Te tjera	330	584	850	Others

Shenim: Shuma e te ardhurave tatimore ndryshon nga tabela 1.2a, per shkak te mosperfishirjes se grupit te te ardhurave lokale "Sherbime administrative dhe te ardhura jo-industriale", te cilat sipas GFS perfshihen ne te ardhura jo tatimore.

Ne kete table te ardhurat nga sigurimet shoqerore dhe shendetesore jane paraqitur me vete nga te ardhurat tatimore.

Note: Revenues differ from tab.1.2a because, according to GFS, "Administr. Services & non-indus receipts" are included to non-tax revenues

At thia table Contribution of social insurance are presented apart from tax revenues

TE ARDHURAT SIPAS KLASIFIKIMIT EKONOMIK 2006
REVENUES BY ECONOMIC CLASSIFICATION 2006

Te dhena mujore (Monthly Data)

ne milion leke(in million lek)

Tab 3.1.b

Nr.	E M E R T I M I	Jan Jan	Shk Feb	Mars Mar	
	TOTAL I TE ARDHURAVE	16,751	15,970	20,248	TOTAL
A.	BUXHETI QENDROR	13,182	13,064	17,233	Central budget
I.	Ndihma	24	25	1,128	Grants
II.	Te ardhura tatimore	11,560	11,871	13,848	Tax revenues
1.	Tatim fitimi, te ardhurash	1,640	1,988	3,364	Profit, income tax
1.1	Tatim fitimi	1,485	1,779	2,793	Profit Tax
1.2	Tatim mbi biznesin e vogel	155	209	570	Small business tax
2.	Tatim mbi te ardhura personale	721	510	702	Personal income tax
3.	Tatim mbi mallrat dhe sherbimet e brendshme	7,957	7,776	8,129	Goods & services taxes
3.1	TVSH	5,261	5,168	5,222	V.A.T
3.2	Akciza	1,626	1,468	1,514	Excises
3.3	Taksa e rregjistrimit te automjeteve	7	30	54	Tax on vehicles registration
3.4	Taksa nacionale	723	666	669	National taxes
3.5	Taksa lokale	341	443	671	Local Taxes
4.	Tatime mbi tregtine dhe trans.nderkombetare	1,026	1,128	1,205	Trade & international transport taxes
4.1	Taksa doganore	1,022	1,129	1,207	Customs duties
4.2	Taksa nacionale	4	-1	-1	National taxes
5.	Te tjera	217	470	448	Others
5.1	Taksa nacionale	211	472	441	National taxes
5.2	Taksa lokale	6	-1	7	Local Taxes
III.	Te ardhura jotatimore	1,598	1,168	2,257	Nontax Revenue
1.	Te ardhura nga nd/jet dhe pronesia	273	80	922	Entrepreneurial and Property Income
1.1	Transferim fitimi nga Banka e Shqiperise	0	0	777	Profit transfer from BOA
1.2	Veprimtaria ekonomike e sektorit buxhetor	68	21	15	Income of budgetary institutions
1.3	Dividentet	0	0	12	Dividends
1.4	Interesa	70	4	3	Interests
1.5	Te tjera	135	55	114	Others
2.	Sherbime administrative dhe te ardhura jo-indus.	1,213	961	1,201	Administr. services and non-indus receipts
2.1	Nacionale	160	169	172	National
2.2	Lokale	160	169	172	Local
2.3	Jo-industriale dhe incidentale (sekondare)	894	622	858	Non-industrial and incidental
3.	Gjoha dhe sekuestrime	98	113	121	Penalties
4.	Te ardhura kapitale	13	15	12	Capital Revenues
B.	Sigurime Shoqerore	3,568	2,906	3,016	Social insurance
1	Kontributi i Sigurimeve Shoqerore	3,219	2,642	2,736	Contribution of social insurance
2	Kontributi i ISKSH	18	10	13	Contribution of the institution of health caring
3	Te tjera	330	253	267	Others

Shenim: Shuma e te ardhurave tatimore ndryshon nga tabela 1.2a, per shkak te mosperfishirjes se grupit te te ardhurave lokale "Sherbime administrative dhe te ardhura jo-industriale", te cilat sipas GFS perfishihen ne te ardhura jo tatimore.

Ne kete table te ardhurat nga sigurimet shoqerore dhe shendetesore jane paraqitur me vete nga te ardhurat tatimore.

Note: Revenues differ from tab.1.2a because, according to GFS, "Administr. Services & non-indus receipts" are included to non-tax revenues

At thia table Contribution of social insurance are presented apart from tax revenues

1. TE ARDHURAT NE ZYRAT E DOGANAVE (REVENUES FROM CUSTOMS OFFICES)

Te dhena progresive

(ne milion leke)

	PLAN	FAKT	Ne %	PLAN	shkurt FAKT	Ne %	PLAN	mars Fakt	Ne %	
Takse doganore	908	1,022	112.53%	1,895	2,150	113.46%	2,985	3,357	112.45%	Customs Duties
TVSH	2,881	3,289	114.18%	6,222	6,838	109.91%	9,925	10,756	108.38%	V.A.T
Akcize	733	1,094	149.30%	1,565	1,998	127.68%	2,511	2,980	118.65%	Excises
Te tjera	0	4		0	3		0	2		Others
Totali i doganave	4,521	5,409	119.63%	9,682	10,989	113.51%	15,421	17,095	110.85%	Total

2. TE ARDHURAT NE ZYRAT E TATIMEVE

1. TE ARDHURAT NE ZYRAT E DOGANAVE (REVENUES FROM CUSTOMS OFFICES)

Te dhena mujore

(ne milion leke)

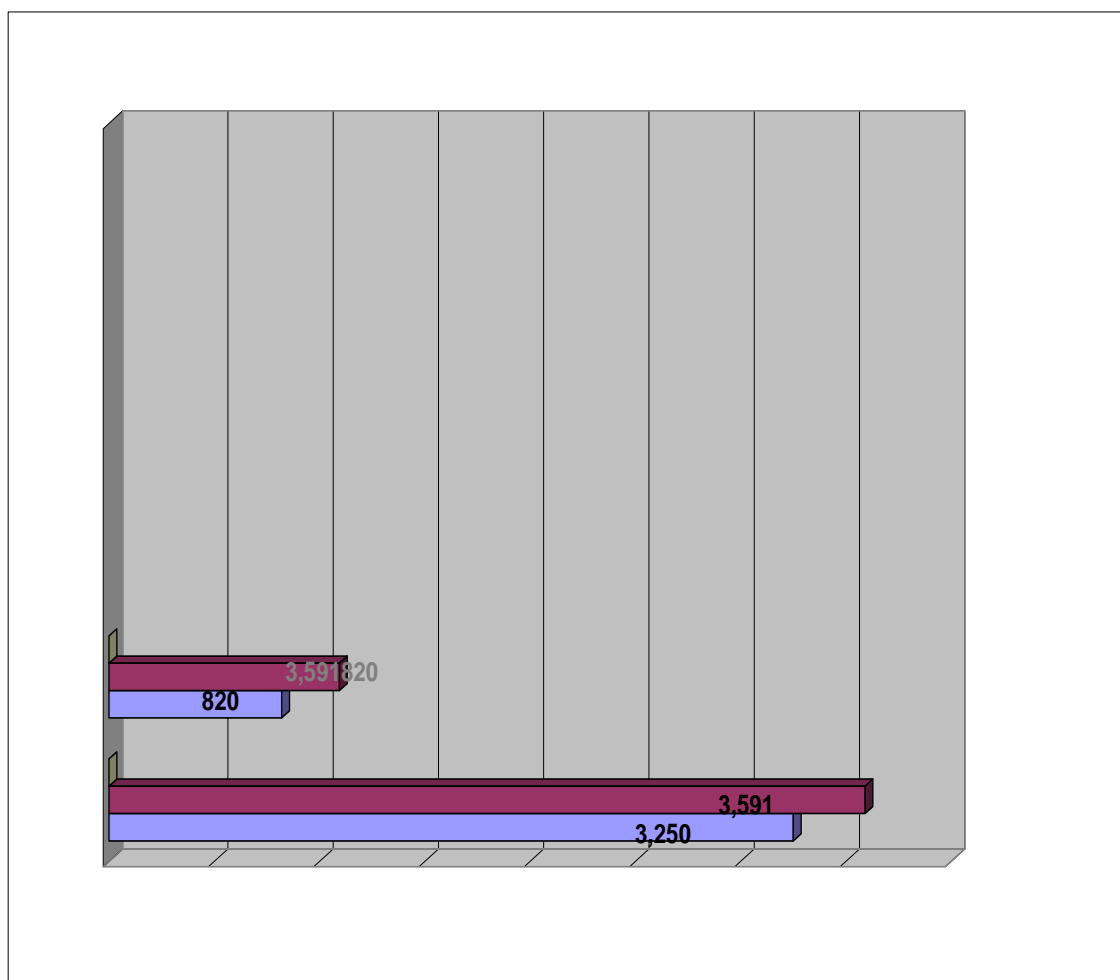
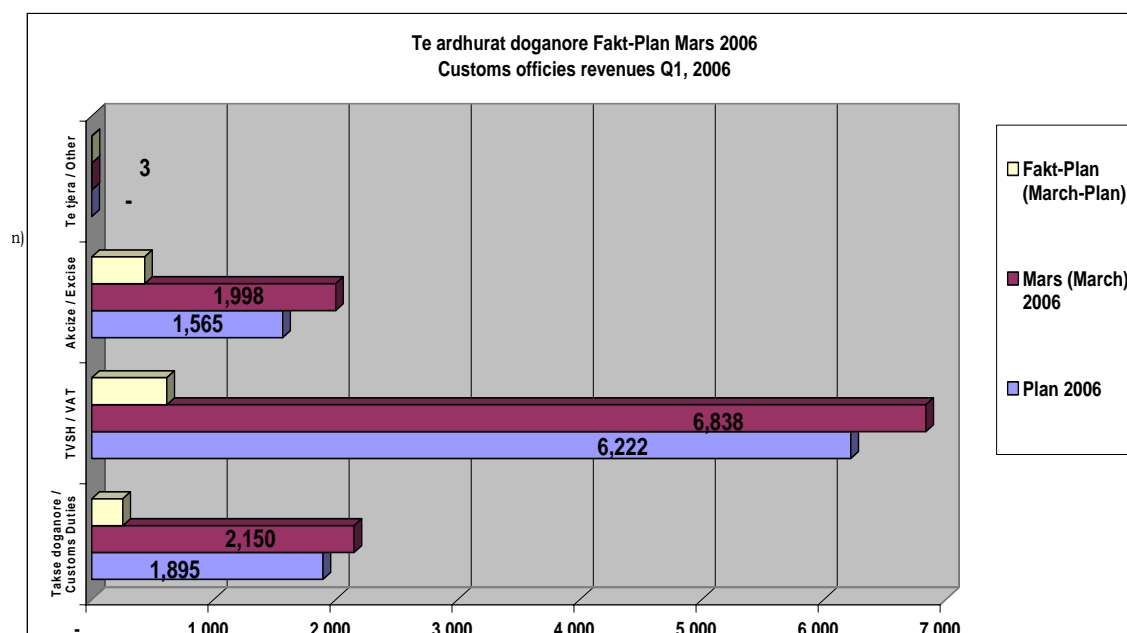
Tab. 3.3 / 1

	janar			shkurt			mars			
	PLAN	FAKT	Ne %	PLAN	FAKT	Ne %	PLAN	FAKT	Ne %	
Takse doganore	908	1,022	112.53%	987	1,129	114.32%	1,090	1,207	110.68%	Customs Duties
TVSH	2,881	3,289	114.18%	3,341	3,549	106.22%	3,703	3,918	105.82%	V.A.T
Akcize	733	1,094	149.30%	832	904	108.63%	946	982	103.71%	Excises
Te tjera	0	4		0	-1		0	-1		Others
Totali i doganave	4,521	5,409	119.63%	5,160	5,581	108.15%	5,740	6,105	106.37%	Total

2. TE ARDHURAT NE ZYRAT E TATIMEVE

(REVENUES FROM TAX OFFICES)

	janar			shkurt			mars			
	PLAN	FAKT	Ne %	PLAN	FAKT	Ne %	PLAN	FAKT	Ne %	
TVSH	1,902	1,972	103.66%	1,348	1,620	120.12%	1,518	1,303	85.85%	V.A.T
Akciza	441	531	120.45%	379	564	148.71%	443	532	120.26%	Excises
Tatim mbi fitimin	1,198	1,485	124.02%	1,409	1,779	126.20%	1,739	2,793	160.63%	Profit Tax
Tatimi mbi te ardhurat personale	601	721	119.94%	577	510	88.42%	612	702	114.64%	Personal income tax
Tatim mbi biznesin e vogel	168	155	92.32%	386	209	54.14%	464	570	122.90%	Small business tax
Taksa nacionale dhe te tjera	1,051	934	88.88%	1,412	1,138	80.61%	1,500	1,110	74.00%	National taxes and other
Totali i tatimeve	5,360	5,797	108.16%	5,511	5,819	105.58%	6,276	7,011	111.71%	Revenues from Tax Office



ZERAT KRYESORE TE TE ARDHURAVE SIPAS VENDIT KU MBLIDHEN VITI 2006
MAIN INDICATORS OF REVENUES WHERE THEY ARE COLLECTED FOR THE YEAR 2006

1. TE ARDHURAT NE ZYRAT E DOGANAVE (REVENUES FROM CUSTOMS OFFICES)

Te dhena progresive (Progressive Data)

ne milion leke(in million leks)

Tab. 3.3a

	Janar	Shkurt	Mars	
	Jan	Feb	Mar	
Takse doganore	1,022	2,150	3,357	Customs Duties
TVSH	3,289	6,838	10,756	V.A.T
Akcize	1,094	1,998	2,980	Excises
Te tjera	4	3	2	Others
TOTALI I DOGANAVE	5,409	10,989	17,095	Total

2. TE ARDHURAT TATIMORE NE ZYRAT E TATIMEVE

(TAX REVENUES FROM TAX OFFICES)

	Janar	Shkurt	Mars	
	Jan	Feb	Mar	
TVSH	1,972	3,591	4,895	V.A.T
Akciza	531	1,095	1,627	Excises
Tatimi mbi fitimin	1,485	3,264	6,057	Profit Tax
Tatimi mbi te ardhurat personale	721	1,231	1,933	Personal income tax
Tatimi mbi biznesin e vogel	155	364	934	Small business tax
Takse nacionale	866	1,933	2,914	National taxes
Lojrat e fatit dhe kazinote	68	139	268	Tax on Gamble & Casino
TOTALI I TATAIMEVE	5,797	11,616	18,628	Revenues from Tax Office

TOTALI I PERGJITHSHEM	11,206	22,606	35,722	Revenue from Customs and Tax Offices
------------------------------	---------------	---------------	---------------	---

ZERAT KRYESORE TE TE ARDHURAVE SIPAS VENDIT KU MBLIDHEN VITI 2006
MAIN INDICATORS OF REVENUES WHERE THEY ARE COLLECTED FOR THE YEAR 2006

1. TE ARDHURAT NE ZYRAT E DOGANAVE (REVENUES FROM CUSTOMS OFFICES)

Te dhena mujore (Monthly Data)

ne milion leke(in million leks)

Tab. 3.3 b

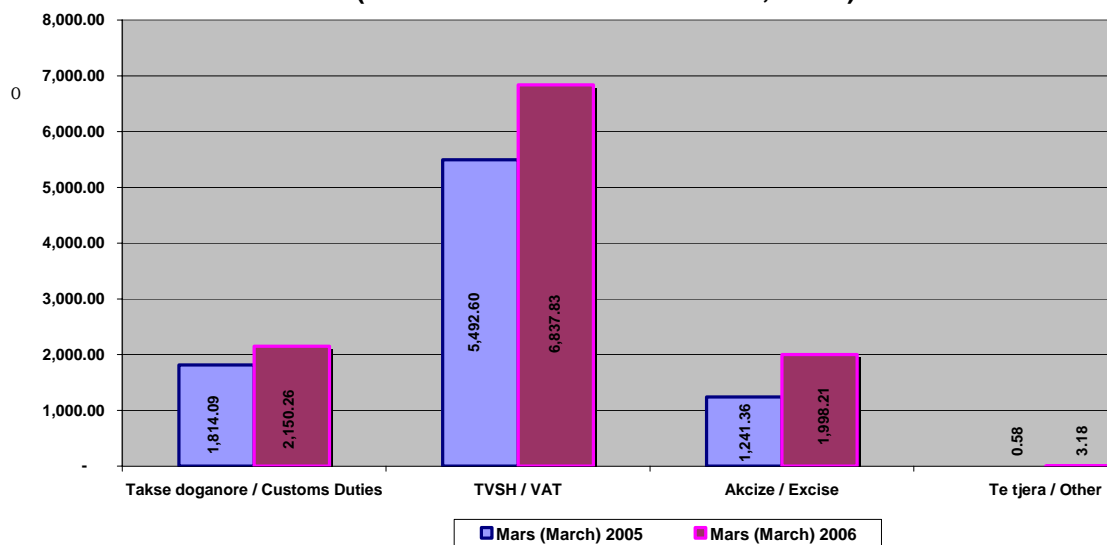
	Janar	Shkurt	Mars	
	Jan	Feb	Mar	
Takse doganore	1,022	1,129	1,207	Customs Duties
TVSH	3,289	3,549	3,918	V.A.T
Akcize	1,094	904	982	Excises
Te tjera	4	-1	-1	Others
TOTALI I DOGANAVE	5,409	5,581	6,105	Total

2. TE ARDHURAT NE ZYRAT E TATIMEVE

(REVENUES FROM TAX OFFICES)

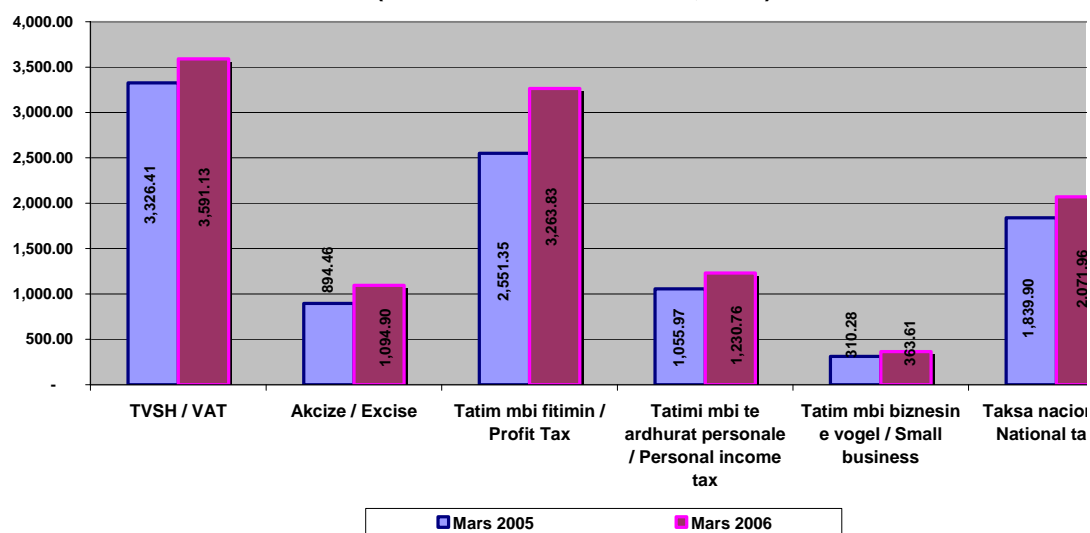
	Janar	Shkurt	Mars	
	Jan	Feb	Mar	
TVSH & T.Qarkullimi	1,972	1,620	1,303	V.A.T
Akciza	531	564	532	Excises
Tatimi mbi fitimin	1,485	1,779	2,793	Profit Tax
Tatimi mbi te ardhurat personale	721	510	702	Personal income tax
Tatimi mbi bisnesin e vogel	155	209	570	Small business tax
Takse nacionale	866	1,067	981	National taxes
Lojrat e fatit dhe kazinote	68	71	129	Tax on Gamble & Casino
TOTALI I TATIMEVE	5,797	5,819	7,011	Revenues from Tax Office
TOTALI I PERGJITHSHEM	11,206	11,399	13,117	Revenue from Customs and Tax Offices

**Te ardhurat doganore sipas zerave tremujori I, 2006
(Customs Offices Revenue Q1, 2006)**



06

**Te ardhurat tatimore sipas zerave tremujori I, 2006
(Tax Offices Revenues Q1, 2006)**



**NDRYSHIMI I TE ARDHURAVE KRAHASUAR ME 2005 NE %, NE TERMA NOMINALE
(THE CHANGE OF REVENUES COMPARED WITH 2005 IN NOMINAL TERMS)**

1. TE ARDHURAT NE ZYRAT E DOGANAVE (REVENUES FROM CUSTOMS OFFICES)

Tab. 3.3 c

	Janar	Shkurt	Mars	
	Jan	Feb	Mar	
Takse doganore	12.34	18.53	18.01	Customs Duties
TVSH	28.24	24.49	23.62	V.A.T
Akcize	77.88	60.97	50.65	Excises
Te tjera	8.89	448.97	-28.36	Others
TOTALI I DOGANAVE	32.15	28.55	26.38	Total

**2. TE ARDHURAT NE ZYRAT E TATIMEVE
(REVENUES FROM TAX OFFICES)**

	Janar	Shkurt	Mars	
	Jan	Feb	Mar	
TVSH	2.26	7.96	2.99	V.A.T
Akciza	0.73	22.41	11.68	Excises
Tatimi mbi fitimin	24.04	27.93	24.45	Profit Tax
Tatimi mbi te ardhurat personale	26.99	16.55	23.88	Personal income tax
Tatimi mbi biznesin e vogel	93.00	17.19	-26.74	Small business tax
Takse nacionale	2.85	6.71	1.40	National taxes
Lojrat e fatit dhe kazinote	325.84	386.40	566.65	Tax on Gamble & Casino
TOTALI I TATAIMEVE	12.39	16.41	10.71	Revenues from Tax Office

TOTALI I PERGJITHSHEM	21.14	22.01	17.69	Revenue from Customs and Tax Offices
------------------------------	--------------	--------------	--------------	---

**NDRYSHIMI I TE ARDHURAVE NE% KRAHASUAR ME VITIN 2005 NE TERMA REALE
(THE CHANGE OF REVENUES COMPARED WITH 2005 IN %, IN REAL TERMS)**

1. TE ARDHURAT NE ZYRAT E DOGANAVE (REVENUES FROM CUSTOMS OFFICES)

Tab. 3.3 d

	Janar	Shkurt	Mars	
	Jan	Feb	Mar	
Takse doganore	6.56	12.49	10.82	Customs Duties
TVSH	21.64	18.14	16.09	V.A.T
Akcize	68.73	52.76	41.47	Excises
Te tjera	3.29	420.97	-32.72	Others
TOTALI I DOGANAVE	25.35	22.00	18.68	Total

2. TE ARDHURAT NE ZYRAT E TATIMEVE

(REVENUES FROM TAX OFFICES)

	Janar	Shkurt	Mars	
	Jan	Feb	Mar	
TVSH	0.90	6.49	1.50	V.A.T
Akciza	-0.61	20.74	10.06	Excises
Tatimi mbi fitimin	22.38	26.18	22.64	Profit Tax
Tatimi mbi te ardhurat personale	25.30	14.97	22.08	Personal income tax
Tatimi mbi bisnesin e vogel	90.43	15.59	-27.81	Small business tax
Takse nacionale	1.48	5.26	-0.07	National taxes
Lojrat e fatit dhe kazinote	320.18	379.78	556.98	Tax on Gamble & Casino
TOTALI I TATAIMEVE	10.90	14.83	9.10	Revenues from Tax Office

TOTALI I PERGJITHSHEM	19.52	20.35	15.99	Revenue from Customs and Tax Offices
------------------------------	--------------	--------------	--------------	---

DEFICITI DHE FINANCIMI I TIJ PER VITIN 2006
THE DEFICIT AND ITS FINANCING FOR 2006

Te dhena progresive (Progressive Data)

ne milion leke(in million leks)

Tab. 4.1a

	Jan Jan	Shkurt Feb	Mars Mar	
Totali i te Ardhurave	16,751	32,721	52,969	Total Revenues
Totali i Shpenzimeve	11,190	25,251	42,664	Total Expenditures
Deficiti	5,561	7,469	10,305	Cash-Balance
Financimi i deficitit	-5,561	-7,469	-10,305	Financing
1. I BRENDSEHEM / DOMESTIK	-5,278	-6,955	-9,172	DOMESTIC
a. Bono thesari	326	315	-1,635	Treasury bills
b. Ndryshimi i gjendjes se arkës	-6,958	-7,797	-7,154	Chang.of stat. account
Depozitat e qev. ne Banken e Shqip.	-5,005	-5,998	-5,340	Deposit of Government in B.O.A
Depoz. e Sigurimit Shoq. & Shend.	-1,954	-1,799	-1,814	Deposit of Social & Health Ins.
c. Mjete ne ruajtje	46	71	135	Non-budget revenues
d. Te ardhura nga privatizimi	3	4	8	Privatization receipts
e. Te tjera detyrime	1,304	452	-526	Others
2.I JASHEM / FOREIGN	-283	-515	-1,133	FOREIGN
a. Hua afatgjate	-121	-156	-51	Long-term Loan
-Marre	247	842	1,128	Drawings
-Shlyer (Ripagesat)	368	999	1,179	Repayments
b. Ndryshimi i gjendjes se arkës	-162	-358	-1,082	Chang.of stat. account

DEFICITI DHE FINANCIMI I TIJ PER VITIN 2006
THE DEFICIT AND ITS FINANCING FOR 2006


Te dhena mujore (Monthly Data)

ne milion leke(in million leks)


Tab. 4.1b

	Jan Jan	Shkurt Feb	Mars Mar	
Totali i te Ardhurave	16,751	15,970	20,248	Total Revenues
Totali i Shpenzimeve	11,190	14,062	17,413	Total Expenditures
Deficiti	5,561	1,908	2,836	Cash-Balance
Financimi i deficitit	-5,561	-1,908	-2,836	Financing
1. I BRENDSEHEM / DOMESTIK	-5,278	-1,677	-2,217	DOMESTIC
a. Bono thesari	326	-11	-1,951	Treasury bills
b. Ndryshimi i gjendjes se arkës	-6,958	-839	643	Chang.of stat. account
Depozitat e qev. ne Banken e Shqip.	-5,005	-993	658	Deposit of Government in B.O.A
Depoz. e Sigurimit Shoq. & Shend.	-1,954	155	-16	Deposit of Social & Health Ins.
c. Mjete ne ruajtje	46	25	64	Non-budget revenues
d. Te ardhura nga privatizimi	3	1	4	Privatization receipts
e. Te tjera detyrime	1,304	-853	-978	Others
2.I JASHEM / FOREIGN	-283	-232	-618	FOREIGN
a. Hua afatgjate	-121	-35	106	Long-term Loan
-Marre	247	596	286	Drawings
-Shlyer (Ripagesat)	368	631	180	Repayments
b. Ndryshimi i gjendjes se arkës	-162	-197	-724	Chang.of stat. account

Deficiti dhe financimi i tij tremujori I, 2006
Deficit financing Q1, 2006



Deficiti dhe financimi i tij 2006
Deficit financing, 2006



BORXHI I BREND SHEM PER VITIN 2006 (DOMESTIC DEBT)

Te dhena progresive (Progressive Data)

ilion leke(in million leks)

Tab. 5.1

Klasifikimi	3-Muj I (Q1)	ne % (in %)	Classification
STOKU I BORXHIT	2,623	100.00%	DEBT STOCK
1. Bono Thesari	-1,635	-62.33%	Treasury Bills
2. Obligacione 2-vjecare	4,010	152.88%	2-Years Bond
3. Obligacione 3-vjecare	1,974	75.26%	3-Years Bond
4. Kredi Direkte	0	0.00%	Direct Credit
5. Obligacione Rikapitalizimi BKT	-1,726	-65.80%	Bond for NBC capitalization

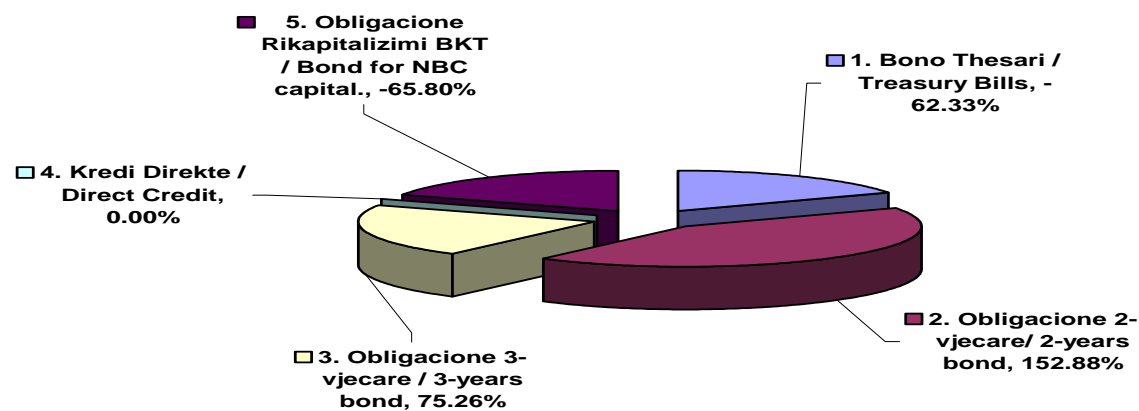


TABELA I - TABLE I

BORXHI I JASHTEM* AFATGJATE I SHQIPERISE
TE DHENA PERMBLEDHESE

LONG-TERM EXTERNAL DEBT* OF ALBANIA
SUMMARIZED DATA

(USD'000)									Classification
Klasifikimi	2000**	2001	2002	2003	2004	2005	2006***	GJITHSEJ TOTAL	
I. TE DHENA KUMULATIVE									I. CUMULATIVE DATA (STOCK)
Borxhi Neto	616,975.62	697,707.27	979,618.65	1,200,404.02	1,389,965.51	1,355,367.92	1,389,282.72	1,389,282.72	Debt Outstanding Disbursed (DOD)
Terheqjet	839,662.65	928,621.82	1,075,416.90	1,209,462.76	1,356,170.86	1,469,282.76	1,504,706.67	1,504,706.67	Drawings
Pagesat e Borxhit	92,750.12	109,187.25	150,596.93	192,875.06	248,960.93	311,672.77	328,016.78	328,016.78	Debt Service
-Principal	46,855.48	53,613.83	76,996.49	102,866.68	138,699.46	177,831.17	190,800.64	190,800.64	-Principal
-Interes	45,894.64	55,573.42	73,600.44	90,008.38	110,261.47	133,841.60	137,216.14	137,216.14	-Interest
Borxhi i nenshkruar i paterhequr	363,334.27	357,132.51	469,137.10	486,799.61	680,203.84	658,927.78	646,541.63	646,541.63	Committed Undisbursed Balance (CUB)
II. TE DHENA VJETORE									II. ANNUAL DATA (FLOWS)
Terheqjet	839,662.65	88,959.17	146,795.08	134,045.86	146,708.10	113,111.90	35,423.91	1,504,706.67	Drawings
Pagesat e Borxhit	92,750.12	16,437.13	41,409.68	42,278.13	56,085.87	62,711.84	16,344.01	328,016.78	Debt Service
-Principal	46,855.48	6,758.35	23,382.66	25,870.19	35,832.78	39,131.71	12,969.47	190,800.64	-Principal
-Interes	45,894.64	9,678.78	18,027.02	16,407.94	20,253.09	23,580.13	3,374.54	137,216.14	-Interest

*) Përfshin borxhin shtetëror dhe shtetëror të garantuar (Tabela I.1 + Tabela I.2)

**) Përfshihen të dhënat për periudhën 1991-2000

***) Deri më 31.03.2006

Ne këtë Tabelë nuk përfshihet kredia e FMN-se

*) Includes external direct and external guaranteed debt (Table I.1 + Table I.2)

**) Cumulative data (1991-2000)

***) As of March 31, 2006

IMF credit is not included

TABELA I.1 - TABLE I.1

BORXHI I JASHEM SHETEROR I SHQIPERISE
TE DHENA PERMBLEDHESE

EXTERNAL PUBLIC DEBT OF ALBANIA
SUMMARIZED DATA

(USD'000)									Classification
Klasifikimi	2000**	2001	2002	2003	2004	2005	2006**	GJITHSEJ TOTAL	
I. TE DHENA KUMULATIVE									I. CUMULATIVE DATA (STOCK)
Borxhi Neto	517,956.34	594,875.91	858,849.96	1,025,832.08	1,178,379.12	1,150,780.39	1,172,452.70	1,172,452.70	Debt Outstanding Disbursed (DOD)
Terheqjet	712,900.59	791,650.60	927,045.63	1,027,513.58	1,142,061.04	1,228,947.20	1,254,343.73	1,254,343.73	Drawings
Pagesat e Borxhit	78,832.56	91,998.80	127,154.40	161,179.22	207,815.16	258,942.15	274,015.99	274,015.99	Debt Service
-Principal	41,122.67	46,719.89	65,706.63	86,009.45	115,899.39	148,858.59	161,039.83	161,039.83	-Principal
-Interes	37,709.89	45,278.91	61,447.77	75,169.77	91,915.77	110,083.56	112,976.16	112,976.16	-Interest
Borxhi i nenshkruar i paterhequr	258,297.64	269,741.53	357,284.10	362,387.14	450,768.39	423,234.57	415,952.53	415,952.53	Committed Undisbursed Balance (CUB)
II. TE DHENA VJETORE									II. ANNUAL DATA (FLOWS)
Terheqjet	712,900.59	78,750.01	135,395.03	100,467.95	114,547.46	86,886.16	25,396.53	1,254,343.73	Drawings
Pagesat e Borxhit	78,832.56	13,166.24	35,155.60	34,024.82	46,635.94	51,126.99	15,073.84	274,015.99	Debt Service
-Principal	41,122.67	5,597.22	18,986.74	20,302.82	29,889.94	32,959.20	12,181.24	161,039.83	-Principal
-Interes	37,709.89	7,569.02	16,168.86	13,722.00	16,746.00	18,167.79	2,892.60	112,976.16	-Interest

*) Te dhena kumulative (1991-1997)

**) Deri me 31.03.2006

Ne kete tabele nuk perfshihet kredia e FMN-se

*) Cumulative data (1991-1997)

**) As of March 31, 2006

IMF credit is not included

TABELA I.2 - TABLE I.2

BORXHI I JASHTEM I GARANTUAR I SHQIPERISE
TE DHENA PERMBLEDHESE

EXTERNAL PUBLICLY GUARANTEED DEBT OF ALBANIA
SUMMARIZED DATA

(USD'000)									Classification
Klasifikimi	2000**	2001	2002	2003	2004	2005	2006**	GJITHSEJ TOTAL	
I. TE DHENA KUMULATIVE									I. CUMULATIVE DATA (STOCK)
Borxhi Neto	99,019.28	102,831.36	120,768.69	174,571.94	211,586.39	204,587.53	216,830.02	216,830.02	Debt Outstanding Disbursed (DOD)
Terheqjet	126,762.06	136,971.22	148,371.27	181,949.18	214,109.82	240,335.56	250,362.94	250,362.94	Drawings
<u>Pagesat e Borxhit</u>	<u>13,917.56</u>	<u>17,188.45</u>	<u>23,442.53</u>	<u>31,695.84</u>	<u>41,145.77</u>	<u>52,730.62</u>	<u>54,000.79</u>	<u>54,000.79</u>	Debt Service
-Principal	5,732.81	6,893.94	11,289.86	16,857.23	22,800.07	28,972.58	29,760.81	29,760.81	-Principal
-Interes	8,184.75	10,294.51	12,152.67	14,838.61	18,345.70	23,758.04	24,239.98	24,239.98	-Interest
Borxhi i nenshkruar i paterhequr	105,036.63	87,390.98	111,853.00	124,412.47	229,435.45	235,693.21	230,589.10	230,589.10	Committed Undisbursed Balance (CUB)
II. TE DHENA VJETORE									II. ANNUAL DATA (FLOWS)
Terheqjet	126,762.06	10,209.16	11,400.05	33,577.91	32,160.64	26,225.74	10,027.38	250,362.94	Drawings
<u>Pagesat e Borxhit</u>	<u>13,917.56</u>	<u>3,270.89</u>	<u>6,254.08</u>	<u>8,253.31</u>	<u>9,449.93</u>	<u>11,584.85</u>	<u>1,270.17</u>	<u>54,000.79</u>	Debt Service
-Principal	5,732.81	1,161.13	4,395.92	5,567.37	5,942.84	6,172.51	788.23	29,760.81	-Principal
-Interes	8,184.75	2,109.76	1,858.16	2,685.94	3,507.09	5,412.34	481.94	24,239.98	-Interest

*) Te dhena kumulative (1991-1997)

**) Deri me 31.03.2006

*) Cumulative data (1991-1997)

**) As of March 31, 2006

TABELA II - TABLE II

BORXHI I JASHEM* AFATGJATE I SHQIPERISE
TERHEQJET NE VITE NGA KREDITE E HUAJA SIPAS KREDITOREVE

LONG-TERM EXTERNAL DEBT* OF ALBANIA
DRAWINGS BY YEARS AND BY CREDITORS

(USD'000)									
Sipas kreditoreve	Deri 31.12.2000 UP TO 31.12.2000	2001	2002	2003	2004	2005	2006 Q1	GJITHSEJ TOTAL	By Creditors
-Shumepalesh (I)	432,927.25	54,692.74	109,590.01	104,476.45	110,687.90	80,469.66	29,629.70	922,473.70	-Multilateral (I)
CEB	-	-	-	850.00	3,172.00	7,345.53	-	11,367.53	CEB
EC	-	-	-	-	-	-	10,857.61	10,857.61	EC
EBRD	13,579.15	2,122.06	7,243.69	15,265.15	15,790.82	16,146.13	5,853.37	76,000.36	EBRD
EIB	28,902.27	10,186.30	10,091.02	14,445.10	13,362.70	9,682.14	6,611.65	93,281.17	EIB
IDA	366,433.84	34,159.04	79,275.75	60,882.35	66,843.80	34,047.88	5,939.48	647,582.14	IDA
IDB	2,246.28	3,436.36	4,690.34	3,906.50	4,352.78	9,114.54	367.60	28,114.40	IDB
IFAD	14,209.27	2,370.28	3,958.67	5,837.90	2,927.03	2,962.47	-	32,265.62	IFAD
OPEC	7,556.44	2,418.70	4,330.54	3,289.45	4,238.78	1,170.98	-	23,004.88	OPEC
-Dypalesh (II)	325,893.41	34,266.42	37,205.07	29,569.42	36,020.19	32,642.25	5,794.20	501,390.95	-Bilateral (II)
AUSTRI	5,964.78	-	-	-	-	-	-	5,964.78	AUSTRIA
GJERMANI	74,025.19	4,918.30	8,748.71	9,786.38	10,541.05	8,628.09	2,852.11	119,499.82	GERMANY
GREQI	14,255.60	1,285.84	-	-	-	-	-	15,541.44	GREECE
ITALI	85,396.62	10,197.86	21,548.56	5,636.78	7,911.46	7,472.06	409.71	138,573.05	ITALY
JAPONI	29,947.17	-	-	5,469.69	9,537.04	15,430.79	319.24	60,703.93	JAPAN
KINE	37,260.36	-	-	-	-	-	-	37,260.36	CHINA
KUVAIT	17,946.36	2,652.55	6,907.81	8,676.58	936.19	1,024.86	-	38,144.34	KUWAIT
NORVEGJI	10,894.87	15,211.87	-	-	-	-	-	26,106.74	NORWAY
SUEDI	4,125.00	-	-	-	-	-	-	4,125.00	SWEDEN
TURQI	20,269.19	-	-	-	-	-	-	20,269.19	TURKEY
KOREA	-	-	-	-	7,094.45	86.45	2,213.14	9,394.03	SOUTH KOREA
HUNGARI	14,178.95	-	-	-	-	-	-	14,178.95	HUNGARY
MAQEDONI	1,160.26	-	-	-	-	-	-	1,160.26	FYROM
RUMANIA	5,408.23	-	-	-	-	-	-	5,408.23	ROMANIA
SLLOVAKIA	5,060.82	-	-	-	-	-	-	5,060.82	SLOVAK REP.
-Klubi i Parisit (III)	80,841.98	-	-	-	-	-	-	80,841.98	-Paris Club (III)
AUSTRI	8,201.47	-	-	-	-	-	-	8,201.47	AUSTRIA
ANGLI	24.89	-	-	-	-	-	-	24.89	UNITED KINGDOM
DANIMARKE	127.00	-	-	-	-	-	-	127.00	DENMARK
FRANCE	20,059.83	-	-	-	-	-	-	20,059.83	FRANCE
GJERMANI	13,490.04	-	-	-	-	-	-	13,490.04	GERMANY
HOLLANDE	1,094.18	-	-	-	-	-	-	1,094.18	NETHERLANDS
ITALI	2,139.96	-	-	-	-	-	-	2,139.96	ITALY
RUSI	35,704.62	-	-	-	-	-	-	35,704.62	RUSSIA
GJITHSEJ (I+II+III)	839,662.64	88,959.15	146,795.08	134,045.86	146,708.09	113,111.91	35,423.91	1,504,706.64	TOTAL (I+II+III)

*) Perfshin borxhin shtetor dhe shtetor te garantuar (Tabela II.1 + Tabela II.2)

**) Deri me 31.03.2006

Ne kete tabelë nuk perfshihet kredia e FMN-se

*) Includes external direct and external guaranteed debt (Table II.1 + Table II.2)

**) As of March 31, 2006

IMF credit is not included

TABELA II.1 - TABLE II.1

BORXHI I JASHTEM SHETEROR I SHQIPERISE
TERHEQJET NE VITE NGA KREDITE E HUAJA SIPAS KREDITOREVE

LONG-TERM EXTERNAL PUBLIC DEBT OF ALBANIA
DRAWINGS BY YEARS AND BY CREDITORS

(USD'000)									
Sipas kreditoreve	Deri 31.12.2000 UP TO 31.12.2000	2001	2002	2003	2004	2005	2006 Q1	GJITHSEJ TOTAL	By Creditors
-Shumepalesh (I)	414,367.22	52,570.68	102,346.33	78,682.04	97,745.17	71,823.32	23,776.34	841,311.09	-Multilateral (I)
CEB	-	-	-	850.00	3,172.00	7,345.53	-	11,367.53	CEB
EC	-	-	-	-	-	-	10,857.61	10,857.61	EC
EBRD	-	-	-	3,915.85	9,026.09	7,499.79	-	20,441.72	EBRD
EIB	23,921.39	10,186.30	10,091.02	-	7,184.70	9,682.14	6,611.65	67,677.20	EIB
IDA	366,433.84	34,159.04	79,275.75	60,882.35	66,843.80	34,047.88	5,939.48	647,582.14	IDA
IDB	2,246.28	3,436.36	4,690.34	3,906.50	4,352.78	9,114.54	367.60	28,114.39	IDB
IFAD	14,209.27	2,370.28	3,958.67	5,837.90	2,927.03	2,962.47	-	32,265.62	IFAD
OPEC	7,556.44	2,418.70	4,330.54	3,289.45	4,238.78	1,170.98	-	23,004.88	OPEC
-Dypalesh (II)	217,691.39	26,179.33	33,048.71	21,785.91	16,802.29	15,062.85	1,620.19	332,190.66	-Bilateral (II)
AUSTRI	5,964.78	-	-	-	-	-	-	5,964.78	AUSTRIA
GJERMANI	23,720.04	2,516.66	7,853.90	9,731.55	10,531.11	8,628.09	2,852.11	65,833.47	GERMANY
GREQI	4,350.04	1,285.84	-	-	-	-	-	5,635.88	GREECE
ITALI	48,228.75	4,512.42	18,287.00	3,377.78	5,334.99	5,409.90	1,231.92	83,918.91	ITALY
JAPONI	19,123.74	-	-	-	-	-	-	19,123.74	JAPAN
KINE	37,260.36	-	-	-	-	-	-	37,260.36	CHINA
KUVAIT	17,946.36	2,652.54	6,907.81	8,676.58	936.19	1,024.86	-	38,144.34	KUWAIT
NORVEGJI	10,894.87	15,211.87	-	-	-	-	-	26,106.74	NORWAY
SUEDI	4,125.00	-	-	-	-	-	-	4,125.00	SWEDEN
TURQI	20,269.19	-	-	-	-	-	-	20,269.19	TURKEY
HUNGARI	14,178.95	-	-	-	-	-	-	14,178.95	HUNGARY
MAQEDONI	1,160.26	-	-	-	-	-	-	1,160.26	FYROM
RUMANI	5,408.23	-	-	-	-	-	-	5,408.23	ROMANIA
SLLOVAKI	5,060.82	-	-	-	-	-	-	5,060.82	SLOVAK REP.
-Klubi i Parisit (III)	80,841.98	-	-	-	-	-	-	80,841.98	-Paris Club (III)
AUSTRI	8,201.47	-	-	-	-	-	-	8,201.47	AUSTRIA
ANGLI	24.89	-	-	-	-	-	-	24.89	UNITED KINGDOM
DANIMARKE	127.00	-	-	-	-	-	-	127.00	DENMARK
FRANCE	20,059.83	-	-	-	-	-	-	20,059.83	FRANCE
GJERMANI	13,490.04	-	-	-	-	-	-	13,490.04	GERMANY
HOLLANDE	1,094.18	-	-	-	-	-	-	1,094.18	NETHERLANDS
ITALI	2,139.96	-	-	-	-	-	-	2,139.96	ITALY
RUSI	35,704.62	-	-	-	-	-	-	35,704.62	RUSSIA
GJITHSEJ (I+II+III)	712,900.59	78,750.01	135,395.04	100,467.95	114,547.46	86,886.17	25,396.53	1,254,343.73	TOTAL (I+II+III)

*) Deri me 31.03.2006
Ne kete tabelë nuk përfshihet kredia e FMN-se

*) As of March 31, 2006
IMF credit is not included

TABELA II.2 - TABLE II.2

BORXHI I JASHTEM I GARANTUAR I SHQIPERISE
TERHEQJET NE VITE NGA KREDITE E HUAJA SIPAS KREDITOREVE

EXTERNAL PUBLICLY GUARANTEED DEBT OF ALBANIA
DRAWINGS BY YEARS AND BY CREDITORS

(USD'000)									By Creditors
Sipas kreditoreve	Deri 31.12.2000 UP TO 31.12.2000	2001	2002	2003	2004	2005	2006 Q1	GJITHSEJ TOTAL	
-Shumepalesh (I)	18,560.03	2,122.06	7,243.69	25,794.40	12,942.73	8,646.34	5,853.37	81,162.63	-Multilateral (I)
EBRD	13,579.15	2,122.06	7,243.69	11,349.31	6,764.73	8,646.34	5,853.37	55,558.65	EBRD
EIB	4,980.88	-	-	14,445.10	6,178.00	-	-	25,603.98	EIB
-Dypalesh (II)	108,202.03	8,087.10	4,156.37	7,783.51	19,217.90	17,579.40	4,174.01	169,200.31	-Bilateral (II)
GJERMANI	50,305.15	2,401.65	894.81	54.83	9.93	-	-	53,666.37	GERMANY
GREQI	9,905.57	-	-	-	-	-	-	9,905.57	GREECE
ITALI	37,167.88	5,685.45	3,261.56	2,259.00	2,576.48	2,062.16	1,641.63	54,654.15	ITALY
JAPONI	10,823.43	-	-	5,469.69	9,537.04	15,430.79	319.24	41,580.19	JAPAN
KOREA	-	-	-	-	7,094.45	86.45	2,213.14	9,394.03	SOUTH KOREA
GJITHSEJ (I+II)	126,762.06	10,209.16	11,400.06	33,577.91	32,160.63	26,225.74	10,027.38	250,362.94	TOTAL (I+II)

*) Deri me 31.03.2006

*) As of March 31, 2006

TABELA III - TABLE III

BORXHI I JASHEM* AFATGJATE I SHQIPERISE
TERHEQJET NE VITE SIPAS SEKTOREVE EKONOMIKE

LONG-TERM EXTERNAL DEBT* OF ALBANIA
DRAWINGS BY ECONOMIC SECTORS

(USD'000)									By Economic Sectors
Sipas sektoreve ekonomike	Deri 31.12.2000 UP TO 31.12.2000	2001	2002	2003	2004	2005	2006 Q1	GJITHSEJ TOTAL	
ADMINISTRATA SHETERORE	12,267.93	2,325.28	4,919.32	6,142.81	3,229.64	2,983.68	74.07	31,942.72	Public Administration
ARESIMI	13,267.66	394.01	733.76	7,827.11	6,327.82	2,470.59	-	31,020.94	Education
BILANCI I PAGESAVE	22,495.35	-	-	-	-	-	-	22,495.35	Balance of Payment
BUJQESI, UJITJE	66,068.27	7,139.81	13,375.64	12,688.01	5,838.22	7,434.05	1,661.09	114,205.10	Agriculture-Irrigation
ENERGJETIKE	43,340.35	23,577.53	35,740.65	35,355.70	42,657.18	39,934.64	9,985.44	230,591.47	Energy
IMPORT MALLRASH DHE PAJISJESH	75,831.99	3,209.21	213.61	8.66	-	-	-	79,263.46	Import of Goods and Services
INDUSTRI E LEHTE	3,052.47	-	-	-	-	-	-	3,052.47	Light Industry
INFRASTRUKTURE URBANE DHE RURALE	7,964.68	6,776.24	2,202.68	6,962.25	11,762.69	8,886.76	1,628.55	46,183.85	Urban and Rural Infrastructure
KLUBI I PARISIT DHE RISKEDULIME TE TJE	143,094.44	-	-	-	-	-	-	143,094.44	Paris Club & Other Rescheduling
MBESHTETJE PER BUXHETIN	174,842.05	-	29,101.82	18,955.57	19,861.10	-	10,857.61	253,618.15	Budgetary Support
MBROJTJA	2,225.40	230.25	700.52	1,841.35	2,403.42	2,644.84	36.01	10,081.79	Defence
MBROJTJA E MJEDISIT	-	359.85	216.26	228.54	351.80	1,141.34	952.38	967.50	Environmental Protection
PRODHIME ELEKTRIKE	-	-	-	-	-	-	-	-	Electrical Products
PYJE	2,968.92	1,176.61	1,820.61	1,038.36	370.09	-	-	7,374.59	Forestry
SHENDETESI	14,282.91	4,827.84	5,691.20	1,190.05	6,766.13	7,367.03	64.29	40,189.44	Health
SIGURIME SHOQ./TREGU I PUNES	10,620.47	-	385.92	296.37	235.03	666.24	259.52	12,463.54	Social Safety/Labor Market
STREHIMI	15,089.41	1,285.84	-	-	-	-	-	16,375.25	Housing
TE TJERA	13,104.49	-	-	-	-	-	-	13,104.49	Others
TELEKOMUNIKACION	17,596.33	361.64	-	-	-	-	-	17,957.97	Telecommunication
TRANSPORT	88,408.22	25,848.71	31,446.70	18,105.00	31,994.85	26,418.52	7,755.75	229,977.76	Transport
TRANSPORTI AJROR	27,569.93	-	-	-	-	-	-	27,569.93	Air Transport
TRANSPORTI HEKURUDHOR	4,526.82	-	-	-	-	-	-	4,526.82	Rail Transport
UJESJELLESA/KANALIZIME	32,885.87	6,315.44	10,555.44	15,799.88	11,843.90	11,960.91	2,149.18	91,510.62	Water Supply and Sewerage
ZHVILL. SEK.PRIVAT	33,087.78	2,818.98	5,535.98	439.17	102.09	523.52	-	42,507.52	Enterprise Sector Development
ZHVILLIMI RURAL	15,070.90	2,311.89	4,154.98	7,167.06	2,963.93	2,962.47	-	34,631.22	Rural Development
GJITHSEJ	839,662.63	88,959.13	146,795.07	134,045.87	146,707.87	113,111.90	35,423.90	1,504,706.37	TOTAL

*) Perfsin borxhin shtetoror dhe shtetoror te garantuar
Ne kete tabele nuk perfshihet kredia e FMN-se

*) Includes external public and external publicly guaranteed debt
IMF credit is not included

TABELA IV - TABLE IV

BORXHI I JASHEM* AFATGJATE I SHQIPERISE
BORXHI NETO SIPAS KREDITOREVE

LONG-TERM EXTERNAL DEBT* OF ALBANIA
DEBT OUTSTANDING DISBURSED BY CREDITORS

(USD'000)								
Sipas kreditoreve	2000	2001	2002	2003	2004	2005	2006	By Creditors
-Shumepalesh (I)	402,613.41	439,142.36	581,457.19	739,843.49	877,940.28	866,796.78	897,695.94	-Multilateral (I)
CEB	-	-	-	850.00	4,022.00	11,348.34	11,476.09	CEB
EC	-	-	-	-	-	-	10,867.50	EC
EBRD	7,576.17	8,756.76	13,618.71	27,809.01	42,144.79	47,733.36	54,139.04	EBRD
EIB	27,216.89	35,129.33	49,940.32	71,587.35	86,596.20	79,361.84	86,337.63	EIB
IDA	345,391.18	366,143.43	475,773.72	583,260.62	677,867.58	655,712.21	662,659.24	IDA
IDB	2,162.88	5,414.56	9,811.63	14,040.04	18,056.03	24,171.32	24,442.33	IDB
IFAD	13,209.85	15,223.14	20,507.14	28,615.04	32,741.19	32,569.00	32,557.93	IFAD
OPEC	7,056.44	8,475.14	11,805.68	13,681.45	16,512.51	15,900.71	15,216.19	OPEC
-Dypalesh (II)	195,973.63	218,406.97	280,764.69	345,939.21	391,560.87	369,707.95	372,893.79	-Bilateral (II)
AUSTRI	4,187.61	3,983.50	1,523.51	1,831.65	1,982.37	1,720.31	-	AUSTRIA
GJERMANI	50,254.81	52,620.08	71,544.05	96,272.39	110,565.95	103,411.69	108,366.70	GERMANY
GREQI	11,152.68	11,893.51	14,041.32	16,953.06	18,348.09	15,922.59	15,993.88	GREECE
ITALI	69,172.29	75,967.67	110,230.83	134,374.98	148,996.52	132,183.77	134,306.33	ITALY
JAPONI	28,995.27	25,381.91	28,081.38	37,124.34	47,773.57	54,590.92	54,521.81	JAPAN
KINE	1,858.23	1,858.23	1,858.23	1,858.23	1,858.23	1,858.23	1,858.23	CHINA
KUVAIT	15,332.86	16,470.33	23,391.77	29,901.35	29,788.86	29,105.64	29,105.64	KUWAIT
NORVEGJI	10,894.87	26,106.74	25,968.59	23,498.21	21,027.83	18,557.46	18,045.92	NORWAY
SUEDI	4,125.00	4,125.00	4,125.00	4,125.00	4,125.00	4,125.00	-	SWEDEN
KOREA	-	-	-	7,094.45	8,232.34	10,695.29	-	SOUTH KOREA
-Borxhi i riskeduluar (III) (A+B)	18,388.59	40,157.93	117,396.77	114,621.31	120,464.34	118,863.20	118,692.99	-Rescheduled Debt (III) (A+B)
-Klubi i Parisit (A)	18,388.59	17,455.98	55,079.51	52,304.05	48,113.16	42,112.78	42,212.99	-Paris Club (A)
AUSTRI	1,871.82	1,424.47	1,266.65	1,015.22	549.38	-	-	AUSTRIA
ANGLI	-	-	-	-	-	-	-	UNITED KINGDOM
DANIMARKE	-	-	-	-	-	-	-	DENMARK
FRANCE	5,461.87	4,165.32	3,216.14	2,084.94	1,079.53	-	-	FRANCE
GJERMANI	5,250.90	6,514.52	6,035.80	5,814.93	4,733.19	2,753.50	2,809.10	GERMANY
HOLLANDE	255.08	194.11	172.60	138.33	74.85	-	-	NETHERLANDS
ITALI	5,548.92	4,993.46	5,045.30	5,110.45	4,794.49	3,868.89	3,913.49	ITALY
JAPONI	-	164.11	136.17	100.75	52.54	-	-	JAPAN
RUSI	-	-	39,206.85	38,039.44	36,829.19	35,490.40	35,490.40	RUSSIA
-Te tjere (B)	-	22,701.95	62,317.25	62,317.26	72,351.18	76,750.42	76,480.00	-Others (B)
TURQI	-	22,701.95	22,701.95	22,701.95	22,701.95	22,701.95	22,701.95	TURKEY
KINE	-	-	39,615.31	39,615.31	36,314.03	33,012.75	33,012.75	CHINA
HUNGARI	-	-	-	-	12,761.05	11,343.16	11,343.16	HUNGARY
MAQEDONI	-	-	-	-	574.15	-	-	MACEDONIA
RUMANIA	-	-	-	-	-	5,137.82	4,867.41	ROMANIA
SLOVAKI	-	-	-	-	-	4,554.74	4,554.74	SLOVAK REP.
GJITHSEJ (I+II+III)	616,975.62	697,707.25	979,618.65	1,200,404.02	1,389,965.49	1,355,367.92	1,389,282.72	TOTAL (I+II+III)

*) Perfshin borxhin shtetëror dhe shtetëror të garantuar

**) Deri më 31.03.2006

Ne kete tabelë nuk perfshihet kredia e FMN-se

*) Includes external public and external publicly guaranteed debt

**) As of March 31, 2006

IMF credit is not included

TABELA IV.1 - TABLE IV.1

BORXHI I JASHEM SHETEROR I SHQIPERISE
BORXHI NETO SIPAS KREDITOREVE

EXTERNAL PUBLIC DEBT OF ALBANIA
DEBT OUTSTANDING DISBURSED BY CREDITORS

(USD'000)

Sipas kreditoreve	2000	2001	2002	2003	2004	2005	2006	By Creditors
-Shumepalesh (I)	390,404.77	426,163.49	563,880.56	696,422.96	822,895.88	815,402.97	840,205.78	-Multilateral (I)
CEB	-	-	-	850.00	4,022.00	11,348.34	11,476.09	CEB
EC	-	-	-	-	-	-	10,867.50	EC
EBRD	-	-	-	4,373.47	14,646.80	19,641.23	20,037.84	EBRD
EIB	22,584.42	30,907.23	45,982.40	51,602.34	59,049.78	56,060.17	62,948.67	EIB
IDA	345,391.18	366,143.43	475,773.72	583,260.62	677,867.58	655,712.21	662,659.24	IDA
IDB	2,162.88	5,414.56	9,811.63	14,040.04	18,056.03	24,171.32	24,442.33	IDB
IFAD	13,209.85	15,223.14	20,507.14	28,615.04	32,741.19	32,569.00	32,557.93	IFAD
OPEC	7,056.44	8,475.14	11,805.68	13,681.45	16,512.51	15,900.71	15,216.19	OPEC
-Dypalesh (II)	109,162.99	134,516.01	177,598.31	214,806.82	235,028.79	216,514.22	213,553.93	-Bilateral (II)
AUSTRI	4,187.61	3,983.50	1,523.51	1,831.65	1,982.37	1,720.31	-	AUSTRIA
GJERMANI	11,281.44	15,546.32	26,631.94	42,679.48	57,347.30	57,783.23	61,816.86	GERMANY
GREQI	2,960.21	4,109.80	4,812.86	5,858.13	6,340.18	5,502.05	5,526.68	GREECE
ITALI	39,674.86	45,817.00	71,032.59	84,796.64	92,462.15	81,206.95	80,663.60	ITALY
JAPONI	18,847.89	16,499.09	18,253.83	20,258.14	20,096.87	16,655.36	16,537.00	JAPAN
KINE	1,858.23	1,858.23	1,858.23	1,858.23	1,858.23	1,858.23	1,858.23	CHINA
KUVAIT	15,332.86	16,470.33	23,391.77	29,901.35	29,788.86	29,105.64	29,105.64	KUWAIT
NORVEGJI	10,894.87	26,106.74	25,968.59	23,498.21	21,027.83	18,557.46	18,045.92	NORWAY
SUEDI	4,125.00	4,125.00	4,125.00	4,125.00	4,125.00	4,125.00	-	SWEDEN
-Borxhi i riskeduluar (III) (A+B)	18,388.59	40,126.97	117,371.08	114,602.31	120,454.43	118,863.20	118,692.99	-Rescheduled Debt (III) (A+B)
-Klubi i Parisit (A)	18,388.59	17,425.03	55,053.83	52,285.05	48,103.25	42,112.78	42,212.99	-Paris Club (A)
AUSTRI	1,871.82	1,424.47	1,266.65	1,015.22	549.38	-	-	AUSTRIA
ANGLI	-	-	-	-	-	-	-	UNITED KINGDOM
DANIMARKE	-	-	-	-	-	-	-	DENMARK
FRANCE	5,461.87	4,165.32	3,216.14	2,084.94	1,079.53	-	-	FRANCE
GJERMANI	5,250.90	6,514.52	6,035.80	5,814.93	4,733.19	2,753.50	2,809.10	GERMANY
HOLLANDE	255.08	194.11	172.60	138.33	74.85	-	-	NETHERLANDS
ITALI	5,548.92	4,993.46	5,045.30	5,110.45	4,794.49	3,868.89	3,913.49	ITALY
JAPONI	-	133.15	110.48	81.74	42.63	-	-	JAPAN
RUSI	-	-	39,206.85	38,039.44	36,829.19	35,490.40	35,490.40	RUSSIA
-Te tjere (B)	-	22,701.95	62,317.25	62,317.26	72,351.18	76,750.42	76,480.00	-Others (B)
TURQI	-	22,701.95	22,701.95	22,701.95	22,701.95	22,701.95	22,701.95	TURKEY
KINE	-	-	39,615.31	39,615.31	36,314.03	33,012.75	33,012.75	CHINA
HUNGARI	-	-	-	-	12,761.05	11,343.16	11,343.16	HUNGARY
MAQEDONI	-	-	-	-	574.15	-	-	MACEDONIA
RUMANI	-	-	-	-	-	5,137.82	4,867.41	ROMANIA
SLLOVAKI	-	-	-	-	-	4,554.74	4,554.74	SLOVAK REP.
GJITHSEJ (I+II+III)	517,956.34	600,806.48	858,849.96	1,025,832.08	1,178,379.10	1,150,780.39	1,172,452.70	TOTAL (I+II+III)

*) Deri me 31.03.2006

Ne kete tabelë nuk përfshihet kredia e FMN-se

*) As of March 31, 2006

IMF credit is not included

TABELA IV.2 - TABLE IV.2

BORXHI I JASHTEM I GARANTUAR I SHQIPERISE
BORXHI NETO SIPAS KREDITOREVE

EXTERNAL PUBLICLY GUARANTEED DEBT OF ALBANIA
DEBT OUTSTANDING DISBURSED BY CREDITORS
(USD'000)

Sipas kreditoreve	2000	2001	2002	2003	2004	2005	2006	By Creditors
-Shumepalesh (I)	12,208.64	12,978.86	17,576.63	43,420.54	55,044.40	51,393.80	57,490.16	-Multilateral (I)
EBRD	7,576.17	8,756.76	13,618.71	23,435.54	27,497.98	28,092.14	34,101.20	EBRD
EIB	4,632.47	4,222.10	3,957.92	19,985.00	27,546.42	23,301.67	23,388.97	EIB
-Dypalesh (II)	86,810.64	89,821.52	103,166.37	131,132.40	156,532.08	153,193.73	159,339.86	-Bilateral (II)
GJERMANI	38,973.37	39,420.65	44,912.11	53,592.92	53,218.65	45,628.46	46,549.84	GERMANY
GREQI	8,192.47	7,783.71	9,228.47	11,094.94	12,007.92	10,420.54	10,467.20	GREECE
ITALI	29,497.43	33,734.34	39,198.24	49,578.34	56,534.36	50,976.82	53,642.73	ITALY
JAPONI	10,147.38	8,882.82	9,827.55	16,866.20	27,676.70	37,935.56	37,984.81	JAPAN
KOREA					7,094.45	8,232.34	10,695.29	SOUTH KOREA
-Klubi i Parisit (III)	-	30.96	25.69	19.00	9.91	-	-	-Paris Club (III)
JAPONI		30.96	25.69	19.00	9.91	-	-	JAPAN
GJITHSEJ (I+II+III)	99,019.28	102,831.34	120,768.69	174,571.94	211,586.39	204,587.53	216,830.02	TOTAL (I+II+III)

*) Deri me 31.03.2006

*) As of March 31, 2006

TABELA V - TABLE V

BORXHI I JASHEM* AFATGJATE I SHQIPERISE
BORXHI NETO SIPAS MONEDHAVE

LONG-TERM EXTERNAL DEBT* OF ALBANIA
DOD BY CURRENCY

(USD'000)		
Monedha Currency	2006	%
ACU	24,442.33	1.76
EUR	416,299.76	29.97
JPY	54,521.81	3.92
KWD	29,105.64	2.10
KRW	10,695.29	0.77
SDR	695,217.17	50.04
USD	159,000.75	11.44
TOTAL	1,389,282.73	100.00

*) Përfshin borxhin e jashtëm shtetëror dhe shtetëror të garantuar

**) Deri më 31.03.2006

Nuk përfshihet kredia e FMN-se

*) Includes external public and external publicly guaranteed debt

**) As of March 31, 2006

IMF credit is not included

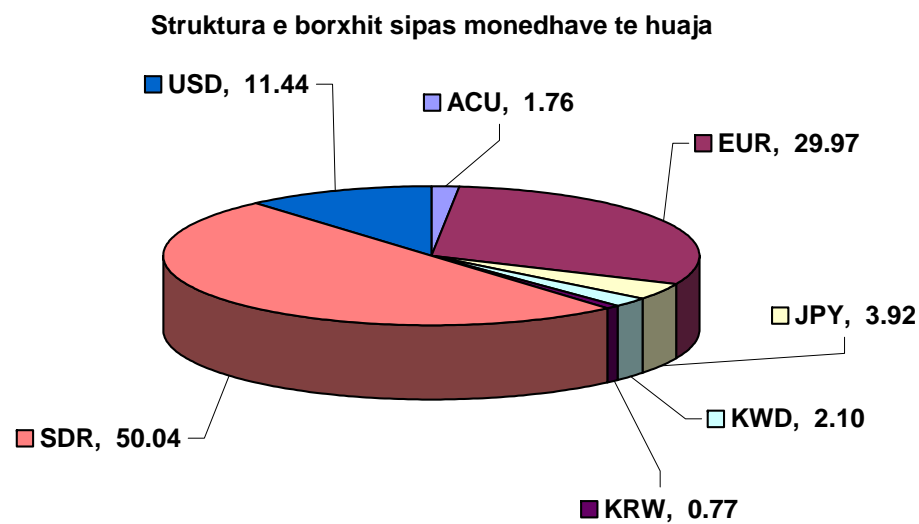


TABELA VI - TABLE VI

BORXHI I JASHEM* AFATGJATE I SHQIPERISE
PJESA E PATERHEQUR E KREDIVE

LONG-TERM EXTERNAL DEBT* OF ALBANIA
COMMITTED UNDISBURSED BALANCE

(USD'000)

Sipas kreditoreve	2000	2001	2002	2003	2004	2005	2006	By Creditors
-Shumepalesh (I)	242,043.81	227,971.04	307,260.11	315,790.76	447,088.65	397,669.11	382,768.80	-Multilateral (I)
CEB	-	-	3,400.00	2,550.00	1,638.00	22,947.44	23,196.01	CEB
EBRD	26,077.88	31,545.95	29,270.09	57,423.91	99,463.48	81,745.80	77,505.62	EBRD
EIB	20,491.39	9,457.01	67,449.58	64,708.71	169,598.11	120,284.26	116,071.91	EIB
IDA	158,926.74	141,429.01	165,095.29	157,142.79	134,936.31	135,963.43	129,526.54	IDA
IDB	17,986.47	20,066.34	23,855.07	21,895.47	36,363.54	30,277.03	30,015.08	IDB
IFAD	5,617.77	14,947.86	11,995.76	6,509.63	3,770.73	606.59	609.08	IFAD
OPEC	12,943.56	10,524.86	6,194.32	5,560.25	1,318.48	5,844.56	5,844.56	OPEC
-Dypalesh (II)	121,290.46	129,161.47	161,877.00	171,008.84	233,115.19	261,258.67	263,772.83	-Bilateral (II)
AUSTRI	-	-	-	-	-	-	-	AUSTRIA
GJERMANI	10,308.75	35,707.18	42,621.88	53,721.09	52,198.41	98,482.21	97,865.37	GERMANY
GREQI	10,693.90	21,835.91	25,888.93	31,125.00	33,686.21	39,653.64	39,831.19	GREECE
ITALI	43,979.03	37,473.30	52,465.07	56,778.44	109,725.93	87,737.97	92,569.62	ITALY
JAPONI	31,664.32	27,718.34	30,666.30	28,073.94	19,192.20	2,209.07	1,874.53	JAPAN
KINE	141.78	141.78	141.78	-	-	-	-	CHINA
KUVAIT	8,332.57	5,326.72	10,093.04	1,310.37	406.89	12,711.10	12,711.10	KUWAIT
NORVEGJI	16,170.13	958.26	-	-	-	-	-	NORWAY
SUEDI	-	-	-	-	-	-	-	SWEDEN
KOREA	-	-	-	-	17,905.55	20,464.69	18,921.02	SOUTH KOREA
GJITHSEJ (I+II)	363,334.27	357,132.51	469,137.11	486,799.61	680,203.84	658,927.78	646,541.63	TOTAL (I+II)

*) Perfshin borxhin shtetedor dhe shtetedor te garantuar

**) Deri me 31.03.2006

Ne kete tabele nuk perfshihet kredia e FMN-se

*) Includes external public and external publicly guaranteed debt

**) As of March 31, 2006

IMF credit is not included

TABELA VI.1 - TABLE VI.1

**BORXHI I JASHTEM SHTETEROR I SHQIPERISE
PJESA E PATERHEQUR E KREDIVE**

**EXTERNAL PUBLIC DEBT OF ALBANIA
COMMITTED UNDISBURSED BALANCE**

(USD'000)

Sipas kreditoreve	2000	2001	2002	2003	2004	2005	2006	By Creditors
-Shumepalesh (I)	215,642.52	204,958.44	256,661.26	253,554.86	284,767.29	254,444.22	242,542.64	-Multilateral (I)
CEB	-	-	3,400.00	2,550.00	1,638.00	22,947.44	23,196.01	CEB
EBRD	-	8,841.00	10,482.00	17,049.92	8,539.48	479.97	489.67	EBRD
EIB	20,167.98	9,149.37	35,638.82	42,846.79	98,200.74	58,325.19	52,861.70	EIB
IDA	158,926.74	141,429.01	165,095.29	157,142.79	134,936.31	135,963.43	129,526.54	IDA
IDB	17,986.47	20,066.34	23,855.07	21,895.47	36,363.54	30,277.03	30,015.08	IDB
IFAD	5,617.77	14,947.86	11,995.76	6,509.63	3,770.73	606.59	609.08	IFAD
OPEC	12,943.56	10,524.86	6,194.32	5,560.25	1,318.48	5,844.56	5,844.56	OPEC
-Dypalesh (II)	42,655.13	64,783.09	100,622.84	108,832.28	166,001.10	168,790.36	173,409.89	-Bilateral (II)
AUSTRI	-	-	-	-	-	-	-	AUSTRIA
GJERMANI	3,378.31	31,461.44	39,352.78	50,010.23	52,198.41	52,820.05	51,281.16	GERMANY
GREQI	10,693.90	21,835.91	25,888.93	31,125.00	33,686.21	39,653.64	39,831.19	GREECE
ITALI	3,938.44	5,059.00	25,146.31	26,386.68	79,709.59	63,605.57	69,586.45	ITALY
JAPONI	-	-	-	-	-	-	-	JAPAN
KINE	141.78	141.78	141.78	-	-	-	-	CHINA
KUVAIT	8,332.57	5,326.72	10,093.04	1,310.37	406.89	12,711.10	12,711.10	KUWAIT
NORVEGJI	16,170.13	958.26	-	-	-	-	-	NORWAY
SUEDI	-	-	-	-	-	-	-	SWEDEN
GJITHSEJ (I+II)	258,297.64	269,741.53	357,284.10	362,387.14	450,768.39	423,234.57	415,952.53	TOTAL (I+II)

*) Deri me 31.03.2006

Ne kete tabele nuk perfshihet kredia e FMN-se

*) As of March 31, 2006

IMF credit is not included

TABELA VI.2 - TABLE VI.2

BORXHI I JASHEM I GARANTUAR I SHQIPERISE
PJESA E PATERHEQUR E KREDIVE

EXTERNAL PUBLICLY GUARANTEED DEBT OF ALBANIA
COMMITTED UNDISBURSED BALANCE

(USD'000)								
Sipas kreditoreve	2000	2001	2002	2003	2004	2005	2006	By Creditors
-Shumepalesh (I)	26,401.29	23,012.60	50,598.85	62,235.91	162,321.36	143,224.89	140,226.16	-Multilateral (I)
EBRD	26,077.88	22,704.95	18,788.09	40,373.99	90,924.00	81,265.83	77,015.95	EBRD
EIB	323.41	307.65	31,810.76	21,861.92	71,397.36	61,959.07	63,210.21	EIB
-Dypalesh (II)	78,635.34	64,378.38	61,254.16	62,176.57	67,114.09	92,468.32	90,362.94	-Bilateral (II)
GJERMANI	6,930.44	4,245.74	3,269.10	3,710.86	-	45,662.16	46,584.21	GERMANY
GREQI	-	-	-	-	-	-	-	GREECE
ITALI	40,040.59	32,414.30	27,318.75	30,391.77	30,016.33	24,132.40	22,983.18	ITALY
JAPONI	31,664.32	27,718.34	30,666.30	28,073.94	19,192.20	2,209.07	1,874.53	JAPAN
KOREA					17,905.55	20,464.69	18,921.02	SOUTH KOREA
GJITHSEJ (I+II)	105,036.63	87,390.98	111,853.00	124,412.47	229,435.45	235,693.21	230,589.10	TOTAL (I+II)

*) Deri me 31.03.2006

*) As of March 31, 2006

TREGUESIT FISKALE SIPAS BUXHETIT TE KONSOLIDUAR PLAN 2006
(FISCAL INDICATORS REGARDING CONSOLIDATED BUDGET PLAN 2006)

te dhena progresive / progressive data

ne milion leke / in million lek

Nr.	E M E R T I M I	Jan Jan	Shkurt Feb	Mars Mar	Prill April	Maj May	Qersh June	Korrik July	Gusht Aug	Shta Sep	Tetor Oct	Nentor Nov	Dhjetor Dec	E M E R T I M I
	TOTALI TE ARDHURAVE	14,583	31,448	49,809	67,693	85,327	103,576	121,888	139,965	159,277	179,444	199,117	221,746	TOTAL REVENUE
I.	Te ardhura nga ndihmat	511	1,193	1,654	2,317	2,582	3,298	3,930	4,535	5,106	5,833	7,032	8,637	Grants
	Nga kjo: mbeshtetja buxhetore	0	0	0	500	1,000	1,637	1,637	1,637	1,637	1,637	1,637	1,637	
II.	Te ardhura tatimore	13,319	28,123	44,777	60,397	76,439	92,743	108,891	125,159	142,476	160,295	177,466	196,577	Tax Revenue
II.1	Nga Tatimet dhe Doganat	9,715	20,000	31,551	43,032	55,080	67,110	79,042	91,309	104,419	117,875	130,889	145,339	From tax offices and customs
1	Tatimi mbi Vleren e Shtuar	4,783	9,472	14,693	19,895	25,546	31,171	36,960	42,754	49,250	56,189	62,810	70,049	V.A. T & Turnover Tax
2	Tatimi mbi Fitimin	1,198	2,607	4,346	5,873	7,473	8,864	10,501	11,974	13,437	14,856	16,486	18,308	Profit Tax
3	Akcizat	1,174	2,385	3,774	5,331	7,067	8,764	10,380	12,402	14,527	16,509	18,199	19,938	Excise Tax
5	Tatimi mbi te Ardhurat Personale	601	1,178	1,790	2,524	3,160	3,918	4,604	5,188	5,859	6,550	7,238	8,349	Personal Income Tax
6	Taksa Nacionale dhe te tjera	1,051	2,463	3,963	5,346	6,644	8,066	9,094	10,317	11,405	12,420	13,510	14,583	National Taxes and others
7	Taksa Doganore	908	1,895	2,985	4,063	5,190	6,327	7,503	8,674	9,941	11,351	12,646	14,112	Customs Duties
II.2	Te ardhura nga Pushteti Lokal	733	2,094	3,789	4,755	5,567	6,386	7,240	7,991	8,917	9,757	10,492	11,216	Revenues from Local Gov.
1	Tatimi mbi Pasurine	110	240	430	590	710	830	965	1,090	1,220	1,376	1,500	1,629	Property Tax
2	Tatim mbi token bujqesore	25	54	83	113	143	172	202	230	260	290	320	350	Agriculture Land Tax
3	Tatimi mbi Biznesin e vogel	168	554	1,018	1,222	1,304	1,452	1,655	1,793	2,006	2,152	2,303	2,413	Small Business Tax
4	Taksa per rregjistrimin e automjeteve	80	160	245	325	385	435	495	555	620	685	745	800	Tax on vehicles registration
5	Taksa Lokale	350	1,086	2,013	2,505	3,025	3,497	3,923	4,323	4,811	5,254	5,624	6,024	Local Taxes
II.3	Te ardh Buxh. Pavarur (kontribute)	2,871	6,029	9,437	12,610	15,792	19,247	22,609	25,859	29,140	32,664	36,085	40,022	Social ins. contributions
1	Sigurimi Shoqeror	2,600	5,455	8,543	11,411	14,308	17,457	20,519	23,475	26,415	29,615	32,714	36,325	Social Insurance
2	Sigurimi Shendetesor	271	574	894	1,199	1,484	1,790	2,090	2,384	2,725	3,049	3,371	3,697	Health insurance
III.	Te ardhura Jotatimore	752	2,131	3,378	4,979	6,307	7,535	8,866	10,272	11,695	13,316	14,618	16,532	Nontax Revenue
1	Tran.Fitimi nga Banka e Shqiperise	0	600	1,050	1,500	1,950	2,400	2,850	3,300	3,750	4,200	4,650	5,100	Profit transfer from BOA
2	Te ardhura nga Inst.Buxhetore	661	1,341	2,038	3,041	3,746	4,342	5,066	5,841	6,642	7,604	8,249	9,495	Income of budgetary institutions
3	Te tjera	40	85	135	195	278	357	434	515	605	705	815	937	Divident
		51	105	155	243	333	436	516	616	698	807	904	1,000	Other/not allocated
	TOTALI I SHPENZIMEVE	13,440	29,755	48,692	67,380	87,756	108,860	130,921	152,583	175,200	198,158	222,370	258,376	TOTAL EXPENDITURE
I.	Shpenzime Korrente	12,078	26,497	42,671	58,289	74,573	92,083	110,437	127,434	144,963	162,728	181,271	205,021	Current Expenditures
1	Personeli													

TREGUESIT FISKALE SIPAS BUXHETIT TE KONSOLIDUAR PLAN 2006
(FISCAL INDICATORS REGARDING CONSOLIDATED BUDGET PLAN 2006)

te dhena mujore/ monthly data

ne milion leke / in million lek

Nr.	E M E R T I M I	Jan	Shkurt	Mars	Prill	Maj	Qersh	Korrik	Gusht	Shta	Tetor	Nentor	Dhjetor	Plani
		Jan	Feb	Mar	April	May	June	July	Aug	Sep	Oct	Nov	Dec	2006
	TOTALI TE ARDHURAVE	14,583	16,865	18,361	17,884	17,635	18,248	18,112	18,278	19,311	20,167	19,673	22,629	221,746 TOTAL REVENUE
I.	Te ardhura nga ndihmat	511	682	461	663	265	716	632	605	571	726	1,199	1,605	8,637 Grants
	Nga kjo: mbeshitetja buxhetore	0	0	0	500	500	637	0	0	0	0	0	0	1,637
II.	Te ardhura tatimore	13,319	14,804	16,654	15,620	16,042	16,304	16,148	16,268	17,316	17,820	17,171	19,111	196,577 Tax Revenue
II.1	Nga Tatimet dhe Doganat	9,715	10,285	11,551	11,481	12,048	12,030	11,932	12,267	13,110	13,456	13,014	14,450	145,339 From tax offices and customs
1	Tatimi mbi Vleren e Shtuar	4,783	4,689	5,221	5,202	5,651	5,625	5,789	5,794	6,496	6,939	6,621	7,238	70,049 V.A. T & Turnover Tax
2	Tatimi mbi Fitimin	1,198	1,409	1,739	1,527	1,600	1,391	1,637	1,473	1,463	1,419	1,630	1,822	18,308 Profit Tax
3	Akcizat	1,174	1,211	1,389	1,557	1,736	1,697	1,616	2,022	2,125	1,982	1,690	1,738	19,938 Excise Tax
5	Tatimi mbi te Ardhurat Personale	601	577	612	734	636	758	686	584	671	691	688	1,112	8,349 Personal Income Tax
6	Taksa Nacionale dhe te tjera	1,051	1,412	1,500	1,383	1,298	1,422	1,028	1,223	1,088	1,015	1,090	1,074	14,583 National Taxes and others
7	Taksa Doganore	908	987	1,090	1,078	1,127	1,137	1,176	1,171	1,267	1,410	1,295	1,466	14,112 Customs Duties
II.2	Te ardhura nga Pushteti Lokal	733	1,361	1,695	966	812	819	854	751	926	840	735	724	11,216 Revenues from Local Gov.
1	Tatimi mbi Pasurine	110	130	190	160	120	120	135	125	130	156	124	129	1,629

MINISTRIA E FINANCAVE

Detajimi I planit te te ardhurave nga tatimet per vitin 2006 sipas llojit dhe muajve

Sipas ligjit te buxhetit nr 9464 dt. 28,12,2005

2. TE ARDHURAT NGA TATIMET (REVENUES FROM TAX OFFICES)

mujore (monthly data)

Ne milion leke (In million leks)

	Janar Jan	Shkurt Feb	Mars Mar	Prill Apr	Maj May	Qersh Jun	Korrik Jul	Gusht Aug	Shtator Sep	Tetor Oct	Nentor Nov	Dhjetor Dec	
2.1 TVSH	1,902	1,348	1,518	1,529	1,703	1,891	1,833	2,005	2,170	2,290	2,208	2,151	V.A.T
2.2 Akciza	441	379	443	666	730	774	601	841	932	778	632	521	Excises
2.3 Tatimi mbi fitimin	1,198	1,409	1,739	1,527	1,600	1,391	1,637	1,473	1,463	1,419	1,630	1,822	Profit Tax
2.4 Tatimi mbi te ardhurat personale	601	577	612	734	636	758	686	584	671	691	688	1,112	Personal income tax
2.5 Tatimi mbi biznesin e vogel	168	386	464	204	82	148	203	138	213	146	151	110	Small business tax
2.6 Takse nacionale dhe te tjera	1,051	1,412	1,500	1,383	1,298	1,422	1,028	1,223	1,088	1,015	1,090	1,074	National taxes
TOTALI I TATIMEVE	5,360	5,511	6,276	6,044	6,048	6,384	5,989	6,263	6,537	6,338	6,399	6,789	Revenues from Tax Office

2. TE ARDHURAT NGA TATIMET (REVENUES FROM TAX OFFICES)

progresive (progresiv data)

Ne milion leke (In million leks)

	Janar Jan	Shkurt Feb	Mars Mar	Prill Apr	Maj May	Qersh Jun	Korrik Jul	Gusht Aug	Shtator Sep	Tetor Oct	Nentor Nov	Dhjetor Dec	
2.1 TVSH	1,902	3,250	4,769	6,298	8,001	9,892	11,725	13,730	15,900	18,190	20,398	22,549	V.A.T
2.2 Akciza	441	820	1,263	1,929	2,659	3,433	4,034	4,875	5,808	6,585	7,217	7,738	Excises
2.3 Tatimi mbi fitimin	1,198	2,607	4,346	5,872	7,472	8,863	10,501	11,974	13,437	14,856	16,486	18,308	Profit Tax
2.4 Tatimi mbi te ardhurat personale	601	1,178	1,790	2,524	3,160	3,918	4,604	5,188	5,859	6,549	7,237	8,349	Personal income tax
2.5 Tatimi mbi biznesin e vogel	168	553	1,018	1,222	1,304	1,452	1,655	1,793	2,006	2,152	2,303	2,413	Small business tax
2.6 Takse nacionale dhe te tjera	1,051	2,463	3,963	5,346	6,644	8,065	9,094	10,316	11,404	12,419	13,509	14,583	National taxes
TOTALI I TATIMEVE	5,360	10,871	17,147	23,191	29,240	35,624	41,613	47,876	54,413	60,752	67,151	73,940	Revenues from Tax Office

MINISTRIA E FINANCAVE

Detajimi I planit te te ardhurave nga doganat per vitin 2006 sipas llojit dhe muajve

Sipas ligjit te buxhetit nr 9464 dt. 28,12,2005

1.TE ARDHURAT NGA DOGANAT (REVENUES FROM CUSTOMS OFFICES)

mujore (monthly data)

Ne milion leke (In million leks)

	Janar Jan	Shkurt Feb	Mars Mar	Prill Apr	Maj May	Qersh Jun	Korrik Jul	Gusht Aug	Shtator Sep	Tetor Oct	Nentor Nov	Dhjetor Dec	
1.1 Takse doganore	908	987	1,090	1,078	1,127	1,137	1,176	1,171	1,267	1,410	1,295	1,466	Customs Duties
1.2 TVSH & T.Qarkullimi	2,881	3,341	3,703	3,673	3,948	3,734	3,956	3,789	4,326	4,649	4,413	5,087	V.A.T
1.3 Akcize	733	832	946	891	1,006	923	1,015	1,181	1,193	1,204	1,058	1,217	Excises
1.4 Te tjera													Others
TOTALI I PERGJITHSHEM	4,521	5,160	5,740	5,642	6,082	5,794	6,147	6,141	6,787	7,264	6,765	7,769	TOTAL

1.TE ARDHURAT NE ZYRAT E DOGANAVE (REVENUES FROM CUSTOMS OFFICES)

progresive (progresiv data)

Ne milion leke (In million leks)

	Janar Jan	Shkurt Feb	Mars Mar	Prill Apr	Maj May	Qersh Jun	Korrik Jul	Gusht Aug	Shtator Sep	Tetor Oct	Nentor Nov	Dhjetor Dec	
1.1 Takse doganore	908	1,895	2,985	4,063	5,190	6,327	7,504	8,674	9,942	11,352	12,646	14,112	Customs Duties
1.2 TVSH & T.Qarkullimi	2,881	6,222	9,925	13,597	17,546	21,280	25,236	29,024	33,351	38,000	42,413	47,500	V.A.T
1.3 Akcize	733	1,565	2,511	3,402	4,409	5,332	6,346	7,528	8,721	9,925	10,983	12,200	Excises
1.4 Te tjera													Others
TOTALI I PERGJITHSHEM	4,521	9,682	15,421	21,063	27,145	32,939	39,086	45,227	52,014	59,277	66,043	73,812	TOTAL