



REPUBLIKA E SHQIPËRIË  
MINISTRIA E FINANCAVE

DREJTORIA E PËRGJITHSHME E SHËRBIMEVE FINANCIARE  
DREJTORIA E DREJTIMIT TË BORXHIT PUBLIK  
Sektori i Shërbimit të Borxhit



**Treguesit e Borxhit – 3/M I-re 2014**

**Debt Indicators as of March 31, 2014**

*Konceptoi:* Juljeta Jorgo, specialist

Juli Lubonja, specialist

Irena Gjika , pergjegjes sektori

*Konfirmoi:* Irena Gjika, Pergjegjes sektori

*Miratoi:* Milbana Treska, Drejtor Drejtorie

**Stoku i Borxhit Publik  
Public Debt Stock**

million ALL

	2009	2010	2011	2012	2013	Q1 2014	
<b>Borxhi Publik</b>	682,547	715,517	772,735	828,268	885,083	897,800	<b>Public Debt Stock</b>
- Borxhi i Qeverisë Qëndrore	682,547	715,370	772,517	827,981	884,692	897,422	<b>Central Government Debt Stock</b>
- Borxhi i pushtetit lokal	-	147	218	288	391	378	<b>Local Government Debt Stock</b>

**Borxhi i Qeverisë Qëndrore  
Central Government Debt Stock**

million ALL

	2009	2010	2011	2012	2013	Q1 2014	
<b>Borxhi i Qeverisë Qëndrore, nga i cili:</b>	<b>682,547</b>	<b>715,370</b>	<b>772,517</b>	<b>827,981</b>	<b>884,692</b>	<b>897,422</b>	<b>Central Government Debt Stock, of which:</b>
-Borxhi i brëndshëm	415,028	407,372	438,582	470,358	520,786	531,297	<b>-Domestic Debt</b>
-Borxhi i jashtëm	267,519	307,999	333,935	357,622	363,906	366,125	<b>-Foreign Debt</b>

**Borxhi i Qeverisë Qëndrore  
Central Government Debt Stock**

million ALL

	2009	2010	2011	2012	2013	Q1 2014	
<b>Borxhi i Qeverisë Qëndrore, nga i cili:</b>	<b>682,547</b>	<b>715,371</b>	<b>772,516</b>	<b>827,981</b>	<b>884,692</b>	<b>897,422</b>	<b>Central Government Debt Stock, of which:</b>
-Borxhi i Qeverisë	636,773	669,946	724,200	774,528	833,367	844,671	<b>-Central Government Debt</b>
-Borxhi i garantuar nga Qeveria	45,775	45,425	48,316	53,453	51,324	52,752	<b>-Central Government Guaranteed Debt</b>

**Borxhi i Qeverisë Qëndrore**  
**Gross Central Government Debt position**

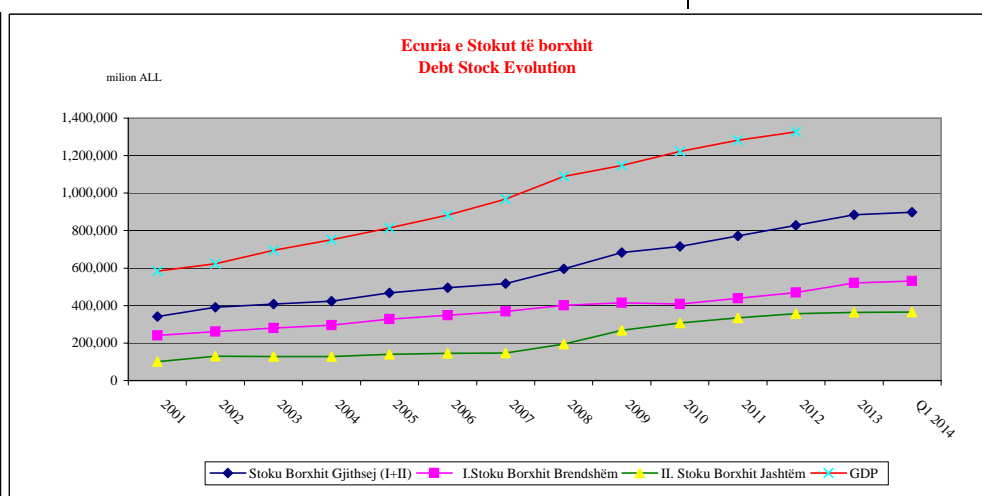
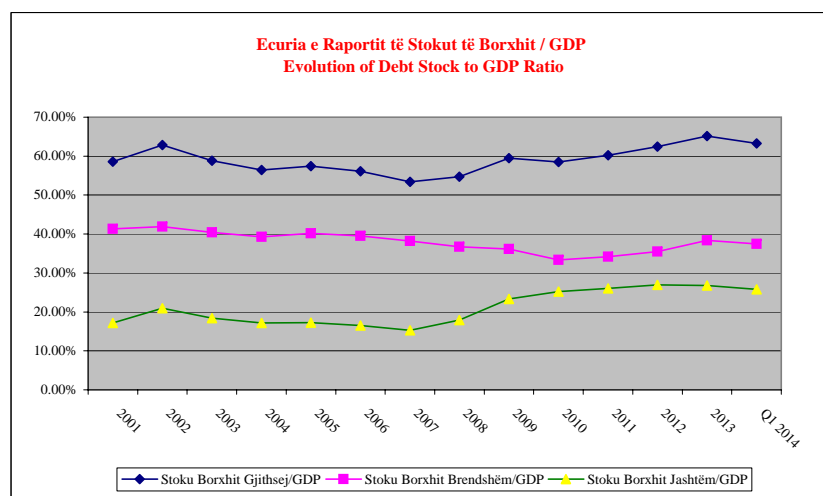
ALL million

	2013 Q2	2013 Q3	2013 Q4	2014 Q1	
<b>Gross Central Government Debt</b>					<b>Gross Central Government Debt</b>
<b><u>Sipas maturimit dhe Instrumentave</u></b>	<b>819,815</b>	<b>819,318</b>	<b>833,368</b>	<b>844,673</b>	<b><u>By maturity and type of instrument:</u></b>
<b>Afatshkurtër sipas maturimit origjinal</b>	<b>253,547</b>	<b>249,249</b>	<b>245,782</b>	<b>247,900</b>	<b>Short-term by original maturity</b>
Letra me Vlere të Borxhit	253,547	249,249	245,782	247,900.05	Debt securities
Kredi					Loans
<b>Afatgjatë sipas maturimit origjinal</b>	<b>566,268</b>	<b>570,070</b>	<b>587,586</b>	<b>596,772</b>	<b>Long-term, by original maturity:</b>
<b>Me shlyerje brenda një viti</b>	<b>65,166</b>	<b>60,368</b>	<b>53,642</b>	<b>50,506</b>	<b>With payment due in one year or less:</b>
Letra me Vlerë të Borxhit	64,283	59,690	52,930	50,001	Debt securities
Kredi	883	678	712	504	Loans
<b>Me shlyerje mbi një vit</b>	<b>501,102</b>	<b>509,702</b>	<b>533,944</b>	<b>546,267</b>	<b>With payment due in more than one year:</b>
Letra me Vlerë të Borxhit	204,357	213,678	244,216	253,711	Debt securities
Kredi	296,745	296,024	289,728	292,556	Loans
<b>Borxhi gjithsej</b>	<b>819,815</b>	<b>819,318</b>	<b>833,368</b>	<b>844,673</b>	<b>Total gross debt</b>
Letra me Vlerë të Borxhit	522,187	522,616	542,928	551,613	Debt securities
Kredi	297,628	296,702	290,440	293,060	Loans
<b><u>Sipas Monedhës së emetimit</u></b>	<b>819,815</b>	<b>819,318</b>	<b>833,368</b>	<b>844,673</b>	<b><u>By currency of denomination:</u></b>
Monedhë Kombëtare	473,728	474,186	494,064	502,723.76	Domestic currency
Monedhë e Huaj	346,088	345,133	339,304	341,949	Foreign currency
<b><u>Sipas rezidencës së kreditorëve</u></b>	<b>819,815</b>	<b>819,318</b>	<b>833,368</b>	<b>844,673</b>	<b><u>By residence of the creditor:</u></b>
Kreditorë vendas	490,844	491,181	511,943	520,611	Domestic creditors
Kreditorë të huaj	328,972	328,137	321,425	324,061	External creditors
<b><u>Memorandum item:</u></b>					
<b>Borxhi Brëndshëm i garantuar</b>	19,986	20,023	19,918	21,766	<b>Domestic Guaranteed Debt</b>
<b>Borxhi Jashtëm i garantuar</b>	33,286	33,189	31,407	30,989	<b>External Guaranteed Debt</b>
<b>Borxhi i garantuar Gjithsej</b>	<b>53,272</b>	<b>53,212</b>	<b>51,325</b>	<b>52,755</b>	<b>Total Guaranteed Debt</b>

**Stoku i Borxhit të Qeverisë Qëndrore**  
**Central Government Debt Stock**

milion ALL

	2001	2002	2003	2004	2005	2006	2007	2008	2009	2010	2011	2012	2013	Q1 2014	
<b>Stoku Borxhit Gjithsej (I+II)</b>	<b>341,521</b>	<b>391,309</b>	<b>408,300</b>	<b>423,962</b>	<b>468,050</b>	<b>494,737</b>	<b>517,031</b>	<b>595,883</b>	<b>682,546</b>	<b>715,371</b>	<b>772,517</b>	<b>827,981</b>	<b>884,692</b>	<b>897,423</b>	<b>Total Debt Stock</b>
<b>I.Stoku Borxhit Brendshëm</b>	<b>241,161</b>	<b>260,752</b>	<b>280,767</b>	<b>295,200</b>	<b>327,353</b>	<b>348,935</b>	<b>369,536</b>	<b>400,456</b>	<b>415,028</b>	<b>407,372</b>	<b>438,582</b>	<b>470,358</b>	<b>520,786</b>	<b>531,297</b>	<b>Domestic Debt Stock</b>
-shtetëror	241,161	260,752	280,767	295,200	327,353	348,935	369,536	395,504	409,501	401,821	429,925	454,695	500,868	509,532	<b>Central Government Debt</b>
-garantuar								4,952	5,527	5,551	8,657	15,663	19,918	21,766	<b>Central Government Guaranteed Debt</b>
<b>II. Stoku Borxhit Jashtëm</b>	<b>100,360</b>	<b>130,557</b>	<b>127,533</b>	<b>128,762</b>	<b>140,697</b>	<b>145,802</b>	<b>147,495</b>	<b>195,427</b>	<b>267,518</b>	<b>307,999</b>	<b>333,935</b>	<b>357,622</b>	<b>363,906</b>	<b>366,126</b>	<b>External Debt Stock</b>
-shtetëror	87,500	114,837	109,340	109,161	119,256	120,147	120,094	163,831	227,271	268,124	294,276	319,833	332,500	335,140	<b>Central Government Debt</b>
-garantuar	12,861	15,719	18,193	19,601	21,440	25,655	27,401	31,596	40,247	39,875	39,659	37,790	31,406	30,986	<b>Central Government Guaranteed Debt</b>
<b>GDP</b>	<b>583,369</b>	<b>622,711</b>	<b>694,098</b>	<b>751,022</b>	<b>814,797</b>	<b>882,209</b>	<b>967,670</b>	<b>1,089,293</b>	<b>1,148,082</b>	<b>1,222,462</b>	<b>1,282,300</b>	<b>1,326,000</b>	<b>1,358,000</b>	<b>1,418,000</b>	<b>GDP</b>
<b>Stoku Borxhit Gjithsej/GDP</b>	<b>58.54%</b>	<b>62.84%</b>	<b>58.82%</b>	<b>56.45%</b>	<b>57.44%</b>	<b>56.08%</b>	<b>53.43%</b>	<b>54.70%</b>	<b>59.45%</b>	<b>58.52%</b>	<b>60.24%</b>	<b>62.44%</b>	<b>65.15%</b>	<b>63.29%</b>	<b>Total Debt Stock/GDP</b>
<b>Stoku Borxhit Brendshëm/GDP</b>	<b>41.34%</b>	<b>41.87%</b>	<b>40.45%</b>	<b>39.31%</b>	<b>40.18%</b>	<b>39.55%</b>	<b>38.19%</b>	<b>36.76%</b>	<b>36.15%</b>	<b>33.32%</b>	<b>34.20%</b>	<b>35.47%</b>	<b>38.35%</b>	<b>37.47%</b>	<b>Domestic Debt Stock/GDP</b>
<b>Stoku Borxhit Jashtëm/GDP</b>	<b>17.20%</b>	<b>20.97%</b>	<b>18.37%</b>	<b>17.14%</b>	<b>17.27%</b>	<b>16.53%</b>	<b>15.24%</b>	<b>17.94%</b>	<b>23.30%</b>	<b>25.19%</b>	<b>26.04%</b>	<b>26.97%</b>	<b>26.80%</b>	<b>25.82%</b>	<b>External Debt Stock/GDP</b>



## Shërbimi i Borxhit

### Debt Service

në milion lekë

	2001	2002	2003	2004	2005	2006	2007	2008	2009	2010	2011	2012	2013	Q1 2014	
<b>Shërbimi Borxhit gjithsej (I+II)</b>	<b>24,438</b>	<b>27,395</b>	<b>32,225</b>	<b>31,448</b>	<b>29,393</b>	<b>29,596</b>	<b>29,693</b>	<b>35,555</b>	<b>42,061</b>	<b>48,116</b>	<b>48,734</b>	<b>52,166</b>	<b>56,109</b>	<b>12,521</b>	<b>Total Debt Service (I+II)</b>
<b>Interesat e Borxhit Gjithsej (I)</b>	23,620	24,762	29,823	28,423	26,029	25,006	25,594	31,307	36,301	41,604	41,121	41,497	43,335	10,537	<b>Total interests (I)</b>
<b>Interesat e B.Brëndshëm</b>	22,528	22,468	28,174	26,711	24,184	22,978	23,499	28,386	31,408	35,583	34,253	34,005	35,890	9,364	<b>Domestic Debt Interests</b>
<b>Interesat e B.Jashtëm</b>	1,092	2,294	1,649	1,712	1,845	2,028	2,096	2,921	4,893	6,021	6,868	7,492	7,445	1,173	<b>External Debt Interests</b>
<b>Principali B.Jashtëm</b>	818	2,632	2,401	3,025	3,364	4,590	4,098	4,248	5,760	6,512	7,613	10,669	12,774	1,984	<b>Repayments (II)</b>
<b>GDP</b>	583,369	622,711	694,098	751,022	814,797	882,209	967,670	1,089,293	1,148,082	1,222,462	1,282,300	1,326,000	1,358,000	1,418,000	<b>GDP</b>
<b>Shërbimi Borxhit gjithsej/ GDP</b>	4.19%	4.40%	4.64%	4.19%	3.61%	3.35%	3.07%	3.26%	3.66%	3.94%	3.80%	3.93%	4.13%	0.88%	<b>Total Debt Service /GDP</b>
<b>Interesat e Borxhit Gjithsej/GDP</b>	4.05%	3.98%	4.30%	3.78%	3.19%	2.83%	2.64%	2.87%	3.16%	3.40%	3.21%	3.13%	3.19%	0.74%	<b>Total Interests/GDP</b>
<b>Interesat e Borxhit Brëndshëm/GDP</b>	3.86%	3.61%	4.06%	3.56%	2.97%	2.60%	2.43%	2.61%	2.74%	2.91%	2.67%	2.56%	2.64%	0.66%	<b>Domestic Debt Interests/GDP</b>
<b>Interesat e Borxhit Jashtëm/GDP</b>	0.19%	0.37%	0.24%	0.23%	0.23%	0.23%	0.22%	0.27%	0.43%	0.49%	0.54%	0.57%	0.55%	0.08%	<b>External Debt Interests /GDP</b>
<b>Principali B.Jashtëm/ GDP</b>	0.14%	0.42%	0.35%	0.40%	0.41%	0.52%	0.42%	0.39%	0.50%	0.53%	0.59%	0.80%	0.94%	0.14%	<b>Repayments/GDP</b>
<b>Stoku Borxhit Gjithsej (I+II)</b>	341,521	391,309	408,300	423,962	468,050	494,737	517,031	595,883	682,546	715,371	772,517	827,981	884,692	897,423	<b>Total Debt Stock</b>
<b>Interesat e Borxhit Gjithsej/Stoku gjithsej</b>	6.92%	6.33%	7.30%	6.70%	5.56%	5.05%	4.95%	5.25%	5.32%	5.82%	5.32%	5.01%	4.90%	1.17%	<b>Total Debt Service/Total Debt Stock</b>

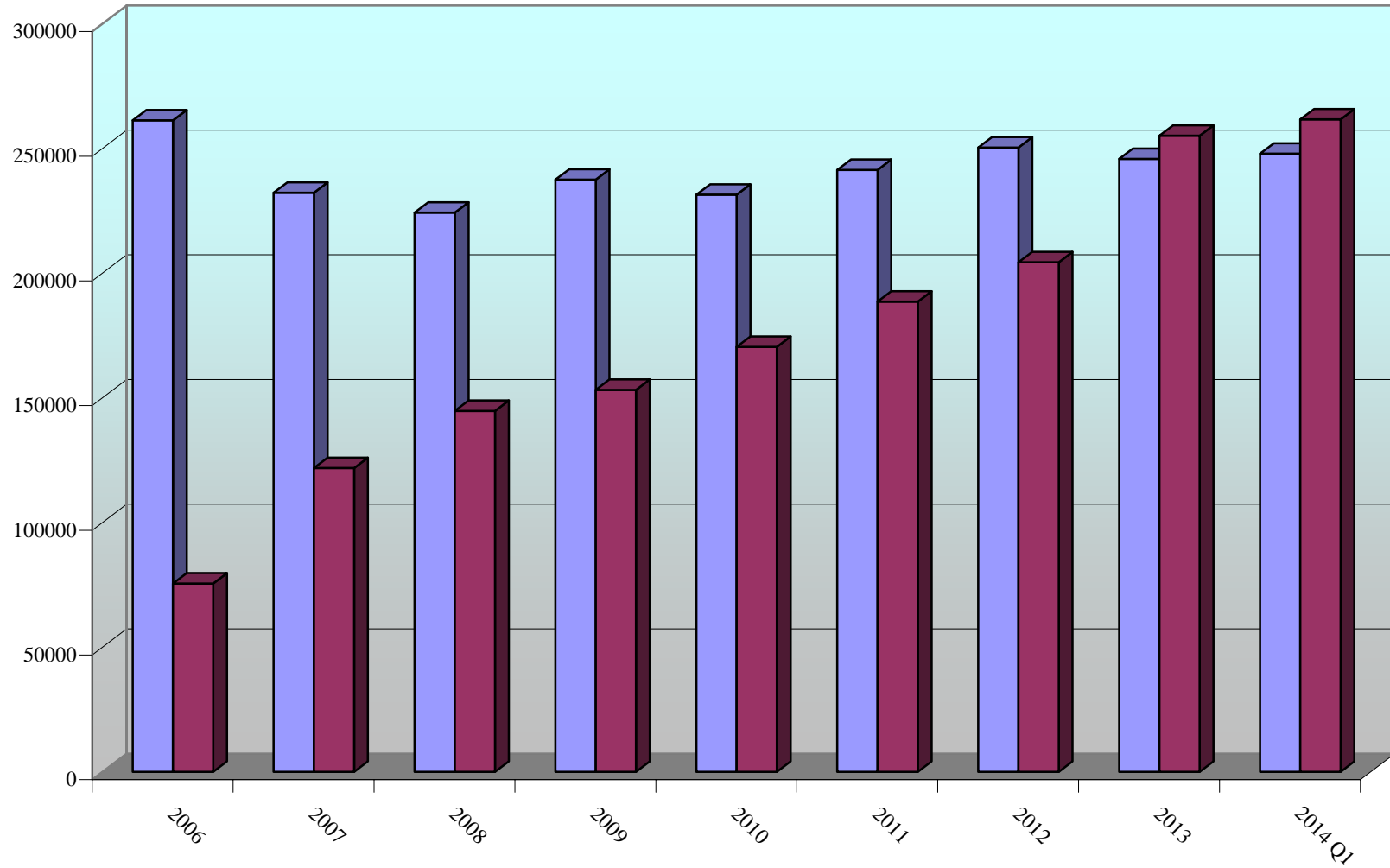
**Borxhi i Brendshëm sipas instrumentave**  
**Domestic Debt Stock by Instruments**

million ALL

	31.12.2010		31.12.2011		31.12.2012		31.12.2013		31.03.2014		
	Purchase value	%	Purchase value	%	Purchase value	%	Purchase value	%	Purchase value	%	
<b>Stoku I Borxhit Gjithsej</b>	<b>407,372</b>		<b>438,582</b>		<b>470,358</b>		<b>520,786</b>		<b>531,297</b>		<b>Total Debt Stock</b>
<b>I.Borxhi Shtetëror</b>	<b>401,821</b>	<b>98.64</b>	<b>429,924</b>	<b>98.03</b>	<b>454,695</b>	<b>96.67</b>	<b>500,868</b>	<b>96.18</b>	<b>509,532</b>	<b>95.90</b>	<b>I.Public Debt</b>
<b>1.Instrumenta afatshkurtër</b>	<b>231,436</b>	<b>56.81</b>	<b>241,385</b>	<b>55.04</b>	<b>250,352</b>	<b>53.23</b>	<b>245,782</b>	<b>47.19</b>	<b>247,900</b>	<b>46.66</b>	<b>I.Short term Instruments</b>
Bono 3/M	11,495	2.82	11,579	2.64	6,998	1.49	7,959	1.53	7,976	1.50	3 Month Bills
Bono 6/M	44,188	10.85	42,914	9.78	39,129	8.32	39,242	7.54	38,824	7.31	6 Month Bills
Bono 9/M	3,317	0.83	0	0.00	0	0.00	0	0.00	2,439	0.48	9 Month Bills
Bono 12/M	172,436	42.33	186,892	42.61	204,225	43.42	198,581	38.13	198,662	37.39	1 Year Bills
<b>2.Instrumenta afatgjatë</b>	<b>170,385</b>	<b>41.83</b>	<b>188,539</b>	<b>42.99</b>	<b>204,343</b>	<b>43.44</b>	<b>255,086</b>	<b>48.98</b>	<b>261,631</b>	<b>49.24</b>	<b>II. Long term Instruments</b>
Oblig.2/Vj	70,957	17.42	75,141	17.13	76,742	16.32	81,731	15.69	82,851	15.59	2 Year Note
Oblig.3/Vj	15,613	3.83	19,387	4.42	22,625	4.81	32,655	6.27	30,787	5.79	3 Year Note
Oblig.5/Vj	71,815	17.63	82,012	18.70	87,994	18.71	93,910	18.03	95,239	17.93	5 Year Note
Oblig.7/Vj	12,000	2.95	12,000	2.74	16,982	3.61	38,517	7.40	42,480	8.00	7 Year Note
Oblig.10/Vj							8,274	1.59	10,274	1.93	10 Year Note
<b>3. Kredi Direkte</b>		<b>0.00</b>		<b>0.00</b>	<b>0</b>	<b>0.00</b>	<b>0</b>	<b>0.00</b>	<b>0</b>	<b>0.00</b>	<b>Central Bank Credits</b>
<b>II.Borxhi i Garantuar</b>	<b>5,551</b>	<b>1.36</b>	<b>8,657</b>	<b>1.97</b>	<b>15,663</b>	<b>3.33</b>	<b>19,918</b>	<b>3.82</b>	<b>21,766</b>	<b>4.10</b>	<b>II.Publicly Guaranteed Debt</b>
1. Garanci Treg.Brënd.	5,551	1.36	8,657	1.97	15,663	3.33	19,918	3.82	21,766	4.10	Domestic Guarantees

**Struktura e Borxhit te Brëndshëm**  
**Domestic Debt Structure**

milion leke



■ 1. Instrumenta afatshkurtër    ■ 2. Instrumenta afatgjatë

**Struktura e Borxhit te Brëndshëm Shtetëror \***  
**Structure of Central Government Domestic Debt**

million ALL

	2010		2011		2012		2013		2014 Q1		
	million ALL	%	million ALL	%	million ALL	%	million ALL	%	million ALL	%	
<b>- Sipas Instrumentave</b>	<b>401,821</b>		<b>429,924</b>		<b>454,695</b>		<b>500,868</b>		<b>509,532</b>		<b>- By instruments</b>
Instrumenta afatshkurtër	231,436	57.60%	241,385	56.15%	250,352	55.06%	245,782	49.07%	247,900	48.65%	short tern
Instrumenta afatgjate	170,385	42.40%	188,539	43.85%	204,343	44.94%	255,086	50.93%	261,631	51.35%	long term
<b>-Sipas monedhës</b>	<b>401,821</b>		<b>429,924</b>		<b>454,695</b>		<b>500,868</b>		<b>509,532</b>		<b>- By currency</b>
-Monedhë kombëtare	398,352	99.14%	428,754	99.73%	448,583	98.66%	494,064	98.64%	502,724	98.66%	domestic currency
-Monedhë e huaj	3,469	0.86%	1,170	0.27%	6,112	1.34%	6,804	1.36%	6,808	1.34%	foreign currency
<b>- Sipas rezidencës së kreditorit</b>	<b>401,821</b>		<b>429,924</b>		<b>454,695</b>		<b>500,868</b>		<b>509,532</b>		<b>- By creditor's residence</b>
- rezidente	397,928	99.03%	429,924	100.00%	454,695	100.00%	500,868	100.00%	509,532	100.00%	residents
- jo rezidente	3,893	0.97%	0	0.00%	0	0.00%	0	0.00%	0	0.00%	non residents

\* Nuk përfshihet rivleresimi i valutës dhe garancitë e brëndshme

\* Forgn.Ex.Res.Evalu. and domestic guaranties are not included

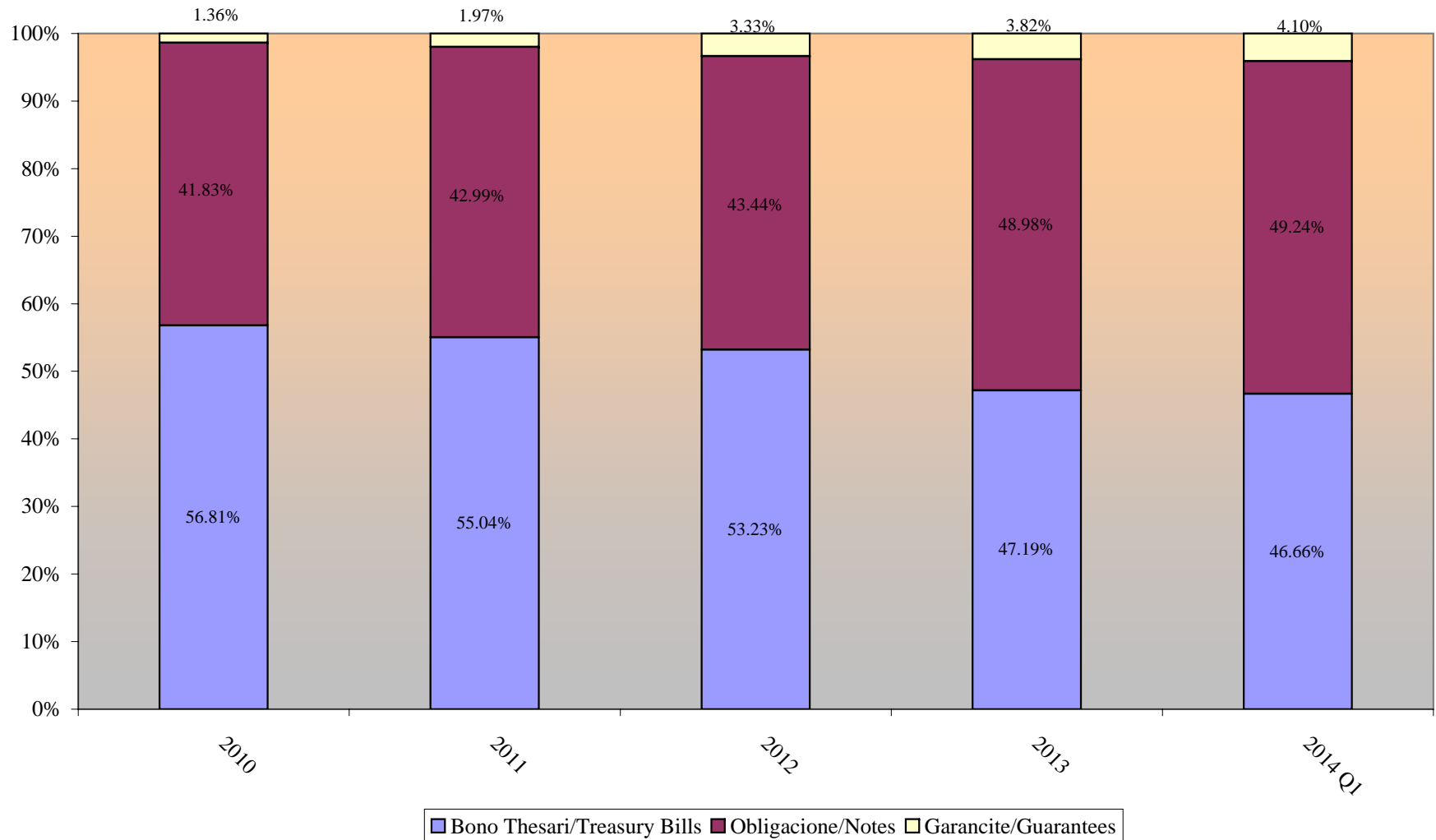
**Financimi me huamarrje të brëndshme i Deficitit Buxhetor**  
**Domestic Deficit Financing**

mijë lekë

000'ALL

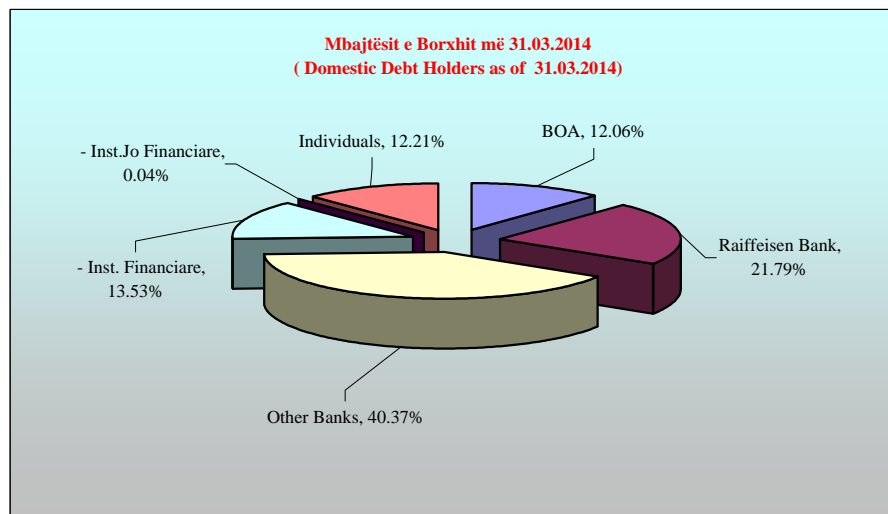
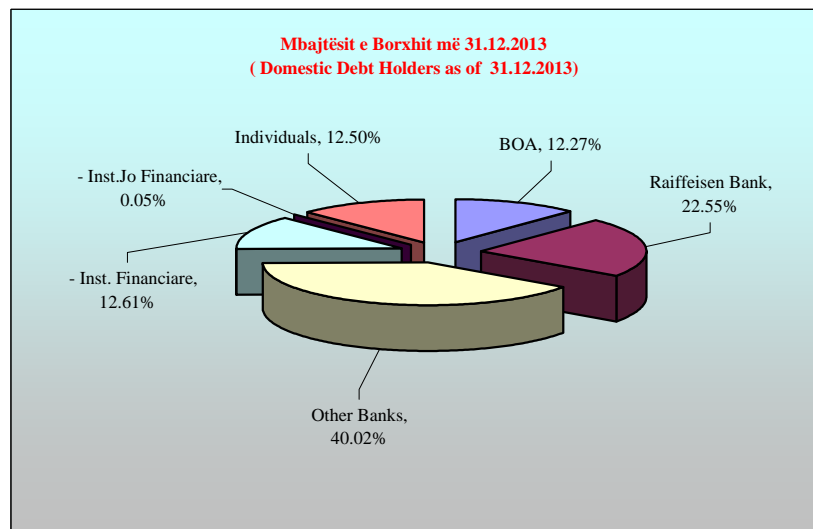
<b>Periudha</b>	<b>2014 Q1</b>	
<b>Financimi i Deficitit</b>	<b>8,659,781</b>	<b>Deficit financing</b>
Nga i cili:		of which :
<b>Instrumenta Afatshkurtër</b>	<b>2,116,281</b>	<b>Short term instruments</b>
- Bono Thesari Lekë	2,116,281	Tbills ( leke)
- Bono Thesari Euro	0	Tbills ( EURO)
- Kredi Direkte	0	Credit from BOA
<b>Instrumenta Afatgjatë</b>	<b>6,543,500</b>	<b>Long term instruments</b>
- Oblig.e qeverisë 2 vjeçare	1,118,900	2 y bonds
- Oblig.e qeverisë 3 vjeçare	-1,867,400	3 y bonds
- Oblig.e qeverisë 5 vjeçare	1,329,000	5 y bonds
- Oblig.e qeverisë 7 vjeçare	3,963,000	7 y bonds
- Oblig.e qeverisë 10 vjeçare	2,000,000	10 y bonds
- Oblig.e qeverisë 2 vjeçare Euro	0	2 y bonds EUR
GDP	1,418,000	GDP
<b>Financimi i Deficitit / GDP</b>	0.61%	<b>Deficit financing / GDP</b>
<b>Instrumenta Afatshkurtër / GDP</b>	0.15%	<b>Short term instruments / GDP</b>
<b>Instrumenta Afatgjatë / GDP</b>	0.46%	<b>Long term instruments / GDP</b>

**Stoku i Borxhit të Brendshëm sipas instrumentave**  
**Domestic Debt Stock by Instruments**



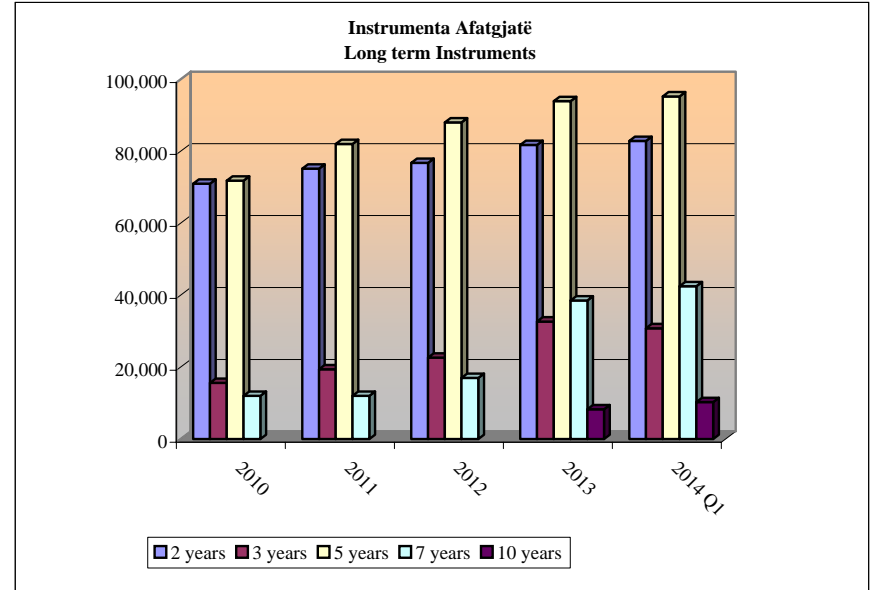
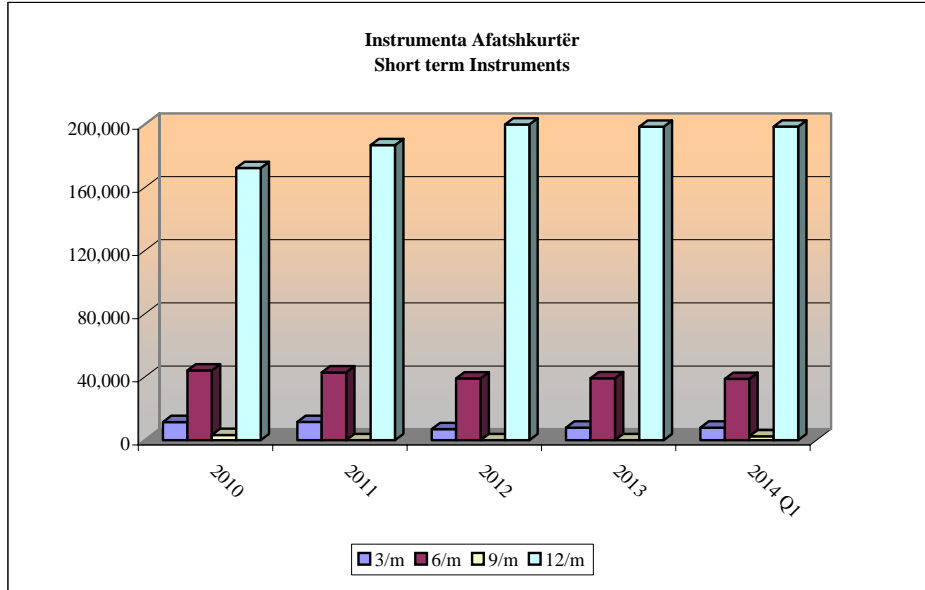
**Mbajtësit e Borxhit të Brëndshëm \* në Çmim Blerje**  
**Domestic Debt Holders \* in Purchase Value**

	31.12.2010	31.12.2011	31.12.2012	31.12.2013	31.03.2014	
<b>BOA</b>	15.41%	14.30%	12.48%	12.27%	12.06%	<b>BOA</b>
<b>Raiffeisen Bank</b>	34.90%	34.20%	29.43%	22.55%	21.79%	<b>Banka Raiffeisen</b>
<b>Other Banks</b>	34.40%	34.85%	37.45%	40.02%	40.37%	<b>Bankat e tjera</b>
<b>Non Banks</b>	3.21%	3.73%	6.16%	12.66%	13.57%	<b>Jo Banka</b>
- <i>Inst. Financiare</i>	1.16%	3.69%	6.06%	12.61%	13.53%	- <i>Finan. Inst.</i>
- <i>Inst. Jo Financiare</i>	2.05%	0.04%	0.10%	0.05%	0.04%	- <i>Non Finan. Inst.</i>
<b>Individuals</b>	12.08%	12.92%	14.48%	12.50%	12.21%	<b>Individët</b>



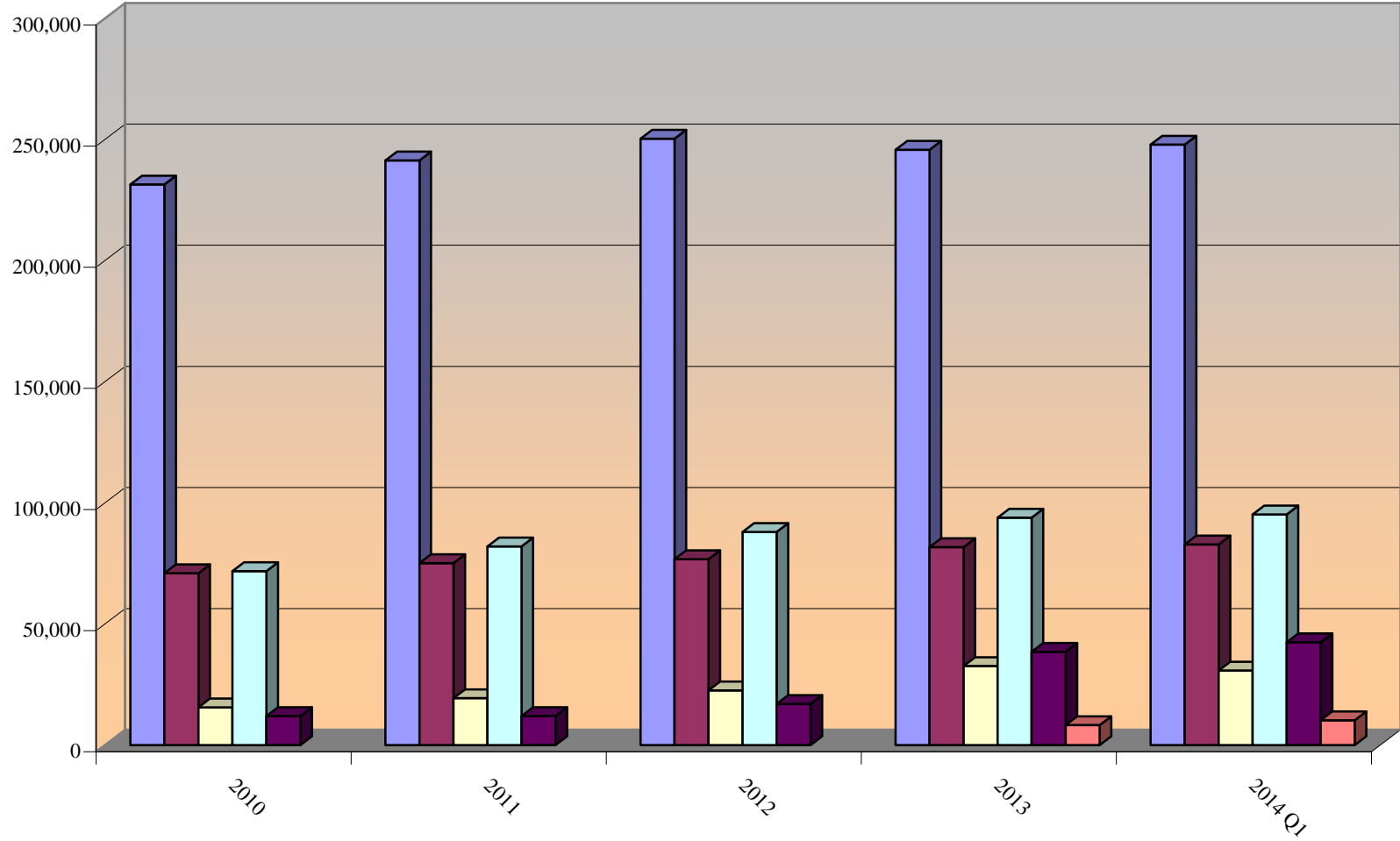
\*) Nuk përfshihen Rivleresimi i valutës dhe Garancitë.  
Foreing exchange reserves reevaluation and Guarantees are not included

**Ecuria e instrumentave të Borxhit të Brëndshëm**  
**Evolution of Domestic Debt Instruments**



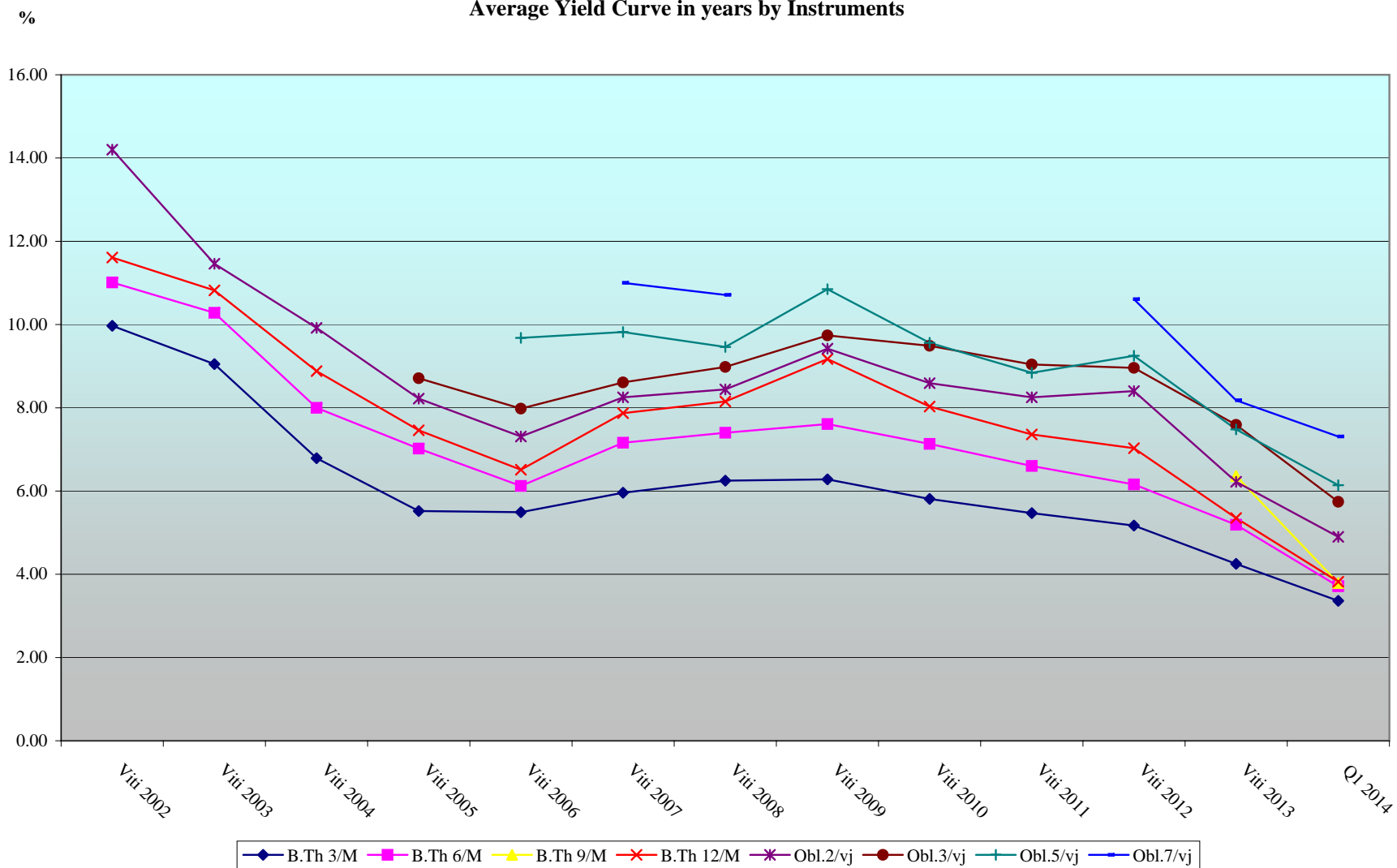
**Ecuria e Instrumentave të Borxhit të Brendshëm**  
**Evolution of Government Securities**

million ALL

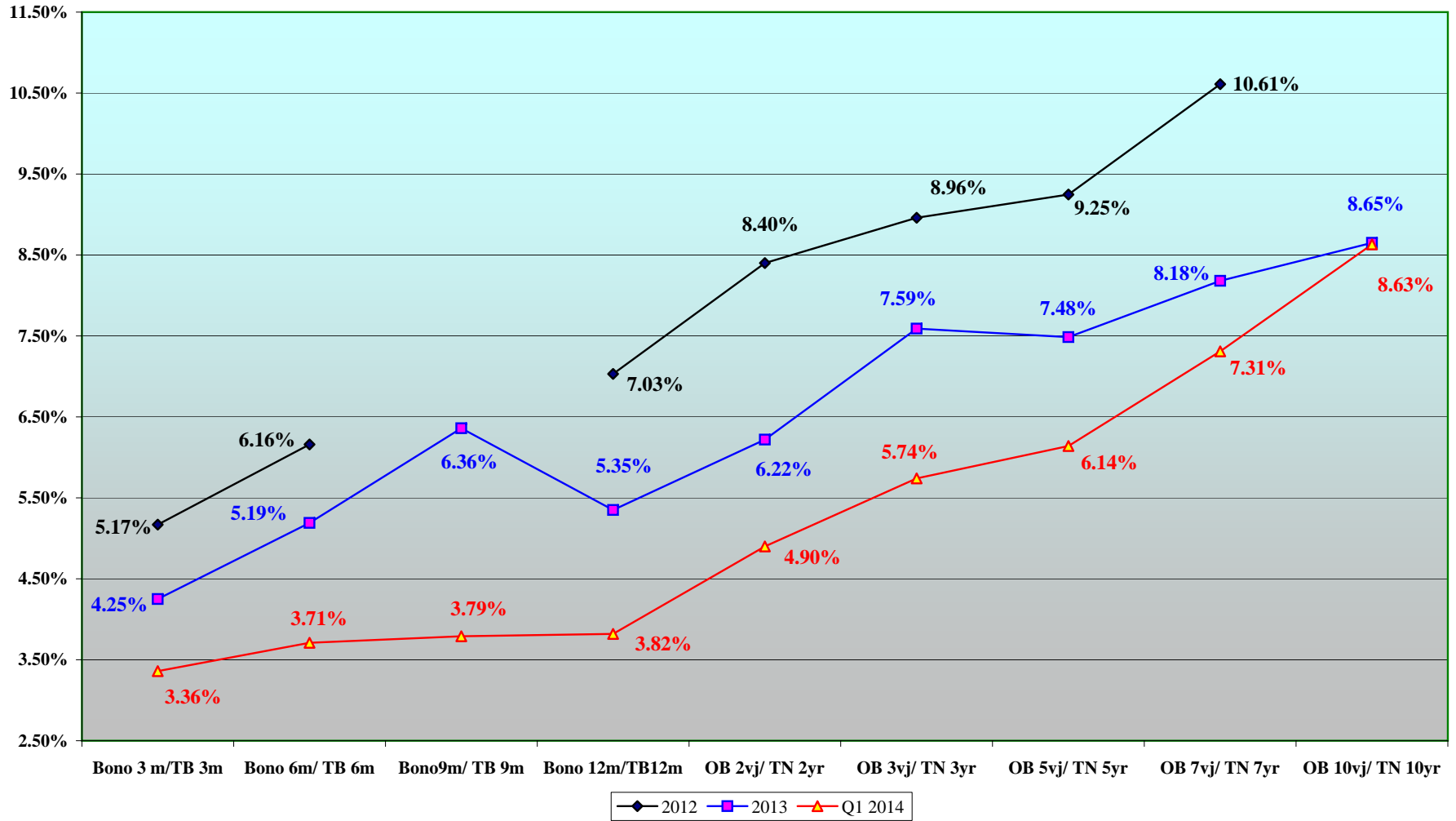


■ Treasury Bills ■ 2 years ■ 3 years ■ 5 years ■ 7 years ■ 10 years

**Interesi mes. ponderuar i Letrave me vlerë në vite sipas Instrumentave**  
**Average Yield Curve in years by Instruments**



**Kurba e Yield-it te Letrave me Vlerë mes. Pond.**  
**Average Yield Curve Of Albanian Securities**



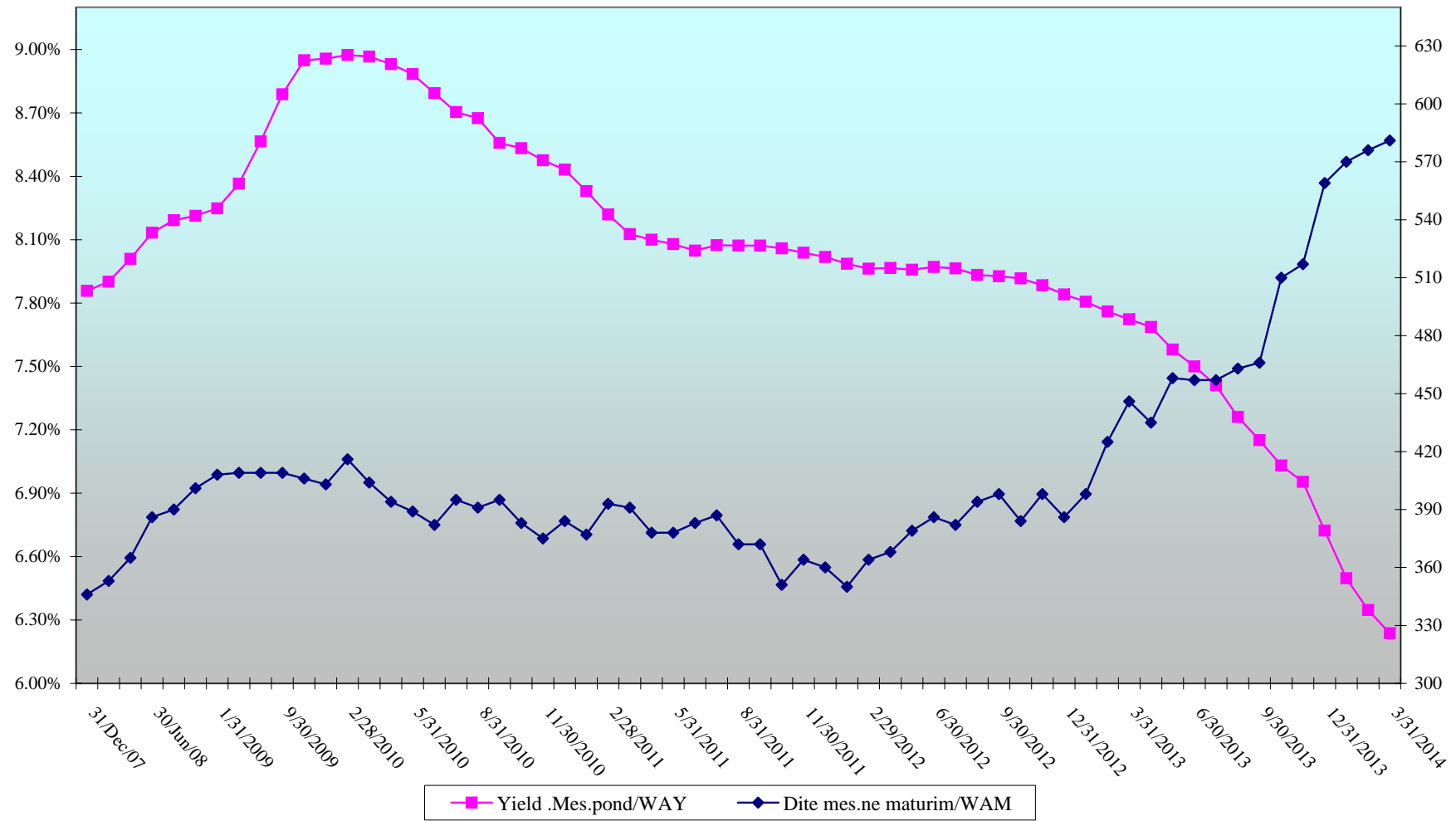
**Ditë Mesatare në Maturim & Yield-i Mesatar i Ponderuar**

	Average Maturity	Average Yield	Averg. Mat Pa BOA	Averg Yield Pa BOA
31.12.1994	74	13.868	76	14.232
31.12.1995	173	15.399	173	15.399
31.12.1996	162	20.363	162	20.354
31.12.1997	160	34.19	153	34.207
31.12.1998	162	27.352	176	27.777
31.12.1999	133	18.359	139	18.423
31.12.2000	118	11.822	137	12.707
31.12.2001	112	9.400	127	9.594
31.12.2002	124	11.445	144	11.516
31.12.2003	135	9.885	156	10.294
31.12.2004	154	8.379	173	8.706
31.12.2005	195	7.427	223	7.589
31.12.2006	242	6.744	284	6.807
31.12.2007	346	7.858	409	8.070
31.12.2008	401	8.213	470	8.461
31.12.2009	406	8.949	471	9.236
31.12.2010	384	8.432	438	8.705
31.12.2011	360	8.018	404	8.256
31.01.2012	350	7.986	391	8.241
29.02.2012	364	7.963	405	8.213
31.03.2012	368	7.966	408	8.212
30.04.2012	359	7.956	396	8.197
31.05.2012	379	7.958	418	8.202
30.06.2012	386	7.971	428	8.220
31.07.2012	382	7.964	421	8.210
31.08.2012	394	7.933	437	8.190
30.09.2012	398	7.927	442	8.162
31.10.2012	384	7.917	428	8.145
30.11.2012	398	7.884	442	8.101
31.12.2012	386	7.840	428	8.049
31.01.2013	398	7.806	438	8.023
28.02.2013	425	7.760	469	8.016
31.03.2013	446	7.723	491	7.942
30.04.2013	435	7.687	480	7.904
31.05.2013	458	7.580	505	7.813
30.06.2013	457	7.500	505	7.730
31.07.2013	457	7.411	503	7.658
31.08.2013	463	7.261	512	7.513
30.09.2013	466	7.146	518	7.396
31.10.2013	510	7.031	569	7.279
30.11.2013	517	6.954	584	7.218
31.12.2013	559	6.719	624	6.978
31.01.2014	570	6.497	631	6.794
28.02.2014	576	6.347	635	6.657
31.03.2014	581	6.237	641	6.560

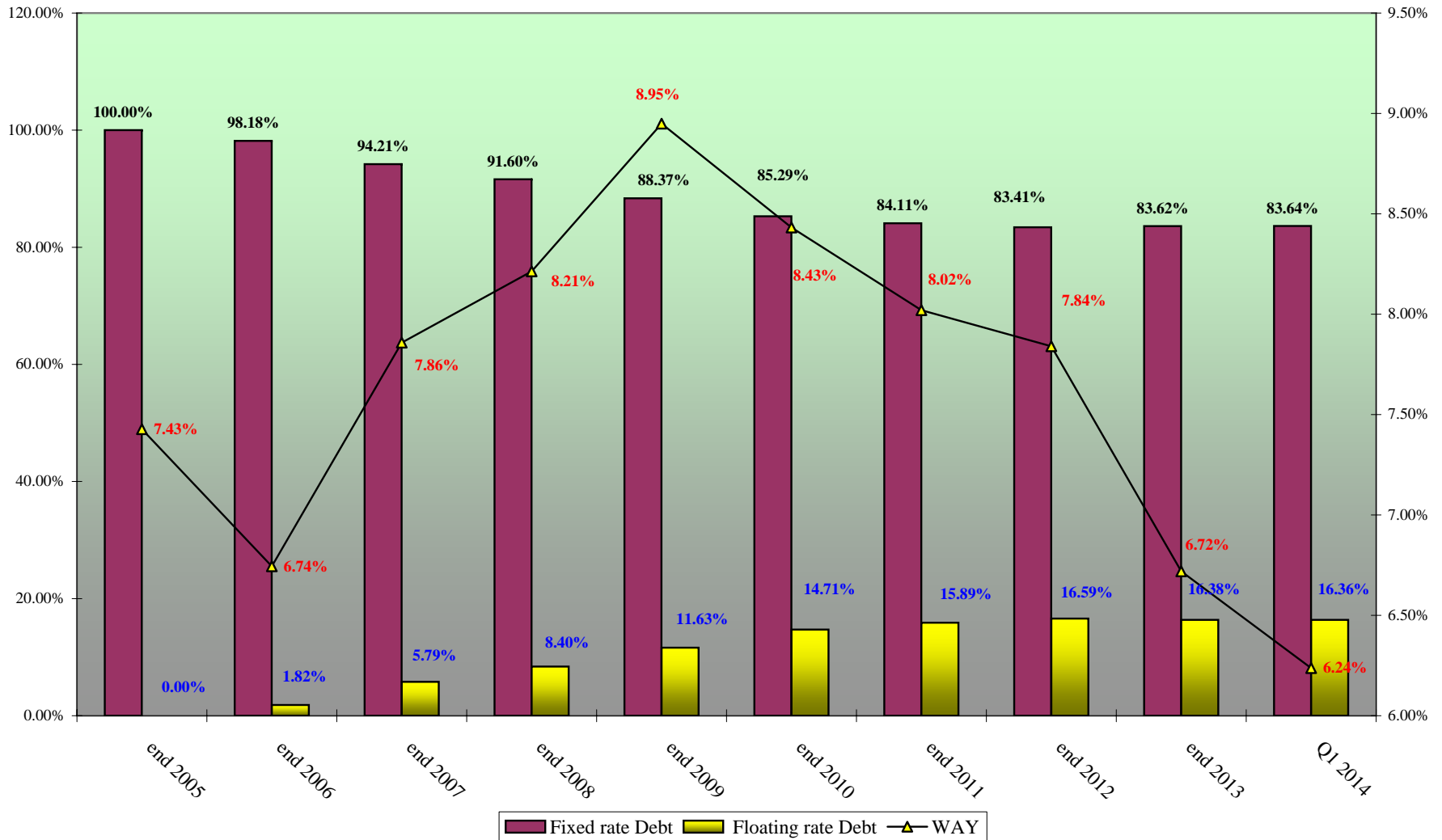
**Letrat me vlerë të Qeverisë**  
**Yield Mesatar & Ditë Mesatare në maturim**  
**Albanian Government Securities**  
**Weighted Average Yield & Weighted Average Maturity**

**Yield**

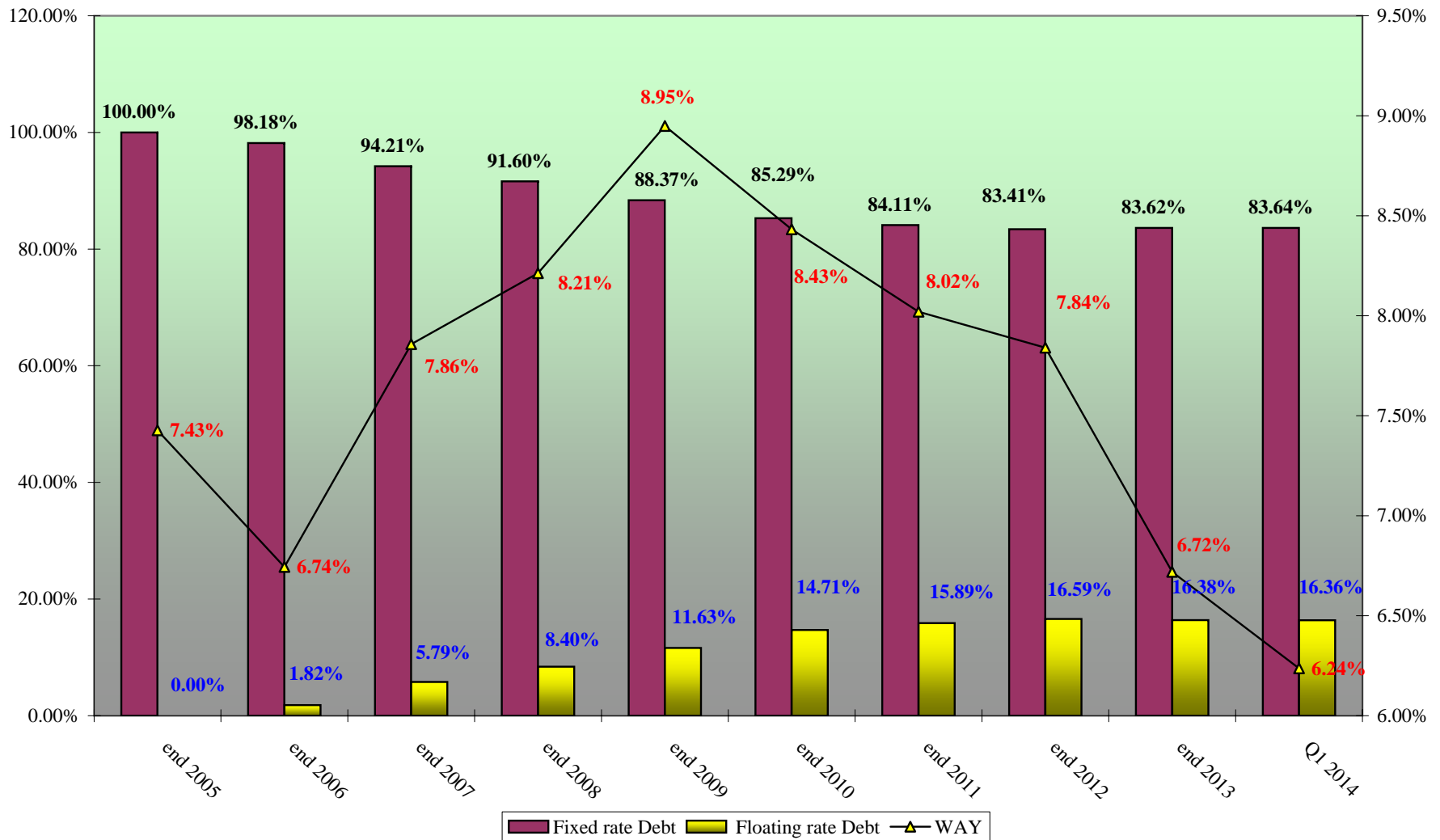
**Days**



**Ecuria e Struktures së Borxhit të Brëndshëm & Yield-i Mesatar i Ponderuar**  
**Evolution of Domestic Debt Structure and Weighted Average Yield**



**Ecuria e Struktures së Borxhit të Brëndshëm & Yield-i Mesatar i Ponderuar**  
**Evolution of Domestic Debt Structure and Weighted Average Yield**



**BORXHI I JASHTËM\* AFATGJATË I SHQIPËRISË**  
**TE DHËNA PËRMBLEDHËSE**

**LONG-TERM EXTERNAL PUBLIC DEBT\***  
**SUMMARIZED DATA**

(in million EUR)

Klasifikimi	Deri më 31.12.2007 Up to 31.12.2007	2008	2009	2010	2011	2012	2013	2014 Q1	GJITHSEJ TOTAL	Classification
<b>I. TE DHËNA KUMULATIVE</b>										<b>I. CUMULATIVE DATA (STOCK)</b>
Borxhi Neto	1,211.16	1,578.56	1,939.10	2,219.49	2,403.62	2,561.95	2,595.62	2,610.15	2,610.15	Debt Outstanding Disbursed (DOD)
Tërheqjet	1,691.49	2,070.68	2,466.52	2,939.41	3,161.42	3,439.27	3,624.30	3,650.76	3,650.76	Drawings
Pagesat e Borxhit	458.43	534.62	641.62	950.61	1,080.91	1,223.03	1,374.44	1,396.95	1,396.95	Debt Service
-Principal	241.89	287.77	344.94	603.93	678.32	762.97	859.64	873.72	873.72	-Principal
-Interes	216.51	246.85	296.68	346.68	402.59	460.06	514.80	523.23	523.23	-Interest
Borxhi i nënshkruar i patërhequr	667.22	785.59	718.28	765.62	856.05	757.54	812.37	787.23	787.23	Committed Undisbursed Balance (CUB)
<b>II. TE DHËNA VJETORE</b>										<b>II. ANNUAL DATA (FLOWS)</b>
Tërheqjet	125.09	379.19	395.84	472.89	222.01	277.85	185.04	26.46	2,084.36	Drawings
Pagesat e Borxhit	63.68	75.98	107.00	309.00	130.30	142.12	151.41	22.51	1,001.99	Debt Service
-Principal	40.67	45.60	57.17	259.00	74.39	84.65	96.67	14.08	672.22	-Principal
-Interes	23.01	30.38	49.83	50.00	55.91	57.47	54.74	8.43	329.77	-Interest

\*) Përfshin borxhin shtetëror dhe shtetëror të garantuar (Tabela I.1 + Tabela I.2)

\*\*) Përfshihen të dhënat për periudhën 1991-2007

\*\*) Deri më 31.03.2014, të dhëna paraprake

Në këtë Tabelë nuk përfshihen kredia e FMN-së

\*) Includes Central Government and Central Government Guaranteed debt (Table I.1 + Table I.2)

\*\*) Cumulative data (1991-2007)

\*\*) As of March 31, 2014, data are preliminary

IMF credit is not included

**BORXHI I JASHTËM I QEVERISË QËNDRORE  
TË DHËNA PËRMBLEDHËSE**

**CENTRAL GOVERNMENT EXTERNAL DEBT  
SUMMARIZED DATA**

(in million EUR)

Klasifikimi	Deri më 31.12.2007 Up to 31.12.2007	2008	2009	2010	2011	2012	2013	2014 Q1	GJITHSEJ TOTAL	Classification
<b>I. TE DHËNA KUMULATIVE</b>										<b>I. CUMULATIVE DATA (STOCK)</b>
Borxhi Neto	986.15	1,323.35	1,647.37	1,932.15	2,118.16	2,291.23	2,371.61	2,389.25	2,389.25	Debt Outstanding Disbursed (DOD)
Tërheqjet	1,409.92	1,753.71	2,097.45	2,558.58	2,764.34	3,031.95	3,211.63	3,238.09	3,238.09	Drawings
<b>Pagesat e Borxhit</b>	<b>384.85</b>	<b>441.95</b>	<b>526.21</b>	<b>808.71</b>	<b>911.29</b>	<b>1,023.83</b>	<b>1,147.45</b>	<b>1,165.54</b>	<b>1,165.54</b>	<b>Debt Service</b>
-Principal	200.56	235.00	277.13	516.48	570.23	632.40	706.72	717.49	717.49	-Principal
-Interes	184.27	207.17	249.08	292.23	341.06	391.43	440.73	448.05	448.05	-Interest
Borxhi i nënshkruar i patërhequr	533.32	673.28	658.06	717.17	823.84	735.58	795.76	770.62	770.62	Committed Undisbursed Balance (CUB)
<b>II. TE DHËNA VJETORE</b>										<b>II. ANNUAL DATA (FLOWS)</b>
Tërheqjet	90.45	343.79	343.74	461.13	205.76	267.61	179.68	26.46	1,918.62	Drawings
<b>Pagesat e Borxhit</b>	<b>48.48</b>	<b>57.34</b>	<b>84.04</b>	<b>282.50</b>	<b>102.58</b>	<b>112.54</b>	<b>123.62</b>	<b>18.09</b>	<b>829.20</b>	<b>Debt Service</b>
-Principal	32.00	34.44	42.13	239.35	53.75	62.17	74.33	10.77	548.94	-Principal
-Interes	16.49	22.90	41.91	43.15	48.83	50.37	49.30	7.32	280.26	-Interest

\*) Përfshihen të dhënat për periudhën 1991-2007

\*\*) Deri më 31.03.2014, të dhëna paraprake

Në këtë tabelë nuk përfshihet kredia e FMN-së

\*) Cumulative data (1991-2007)

\*\*) As of March 31, 2014, data are preliminary

IMF credit is not included

**BORXHI I JASHTËM I GARANTUAR NGA QEVERIA QËNDRORE  
TË DHËNA PËRMBLEDHËSE**

**CENTRAL GOVERNMENT GUARANTEED DEBT  
SUMMARIZED DATA**

(in million EUR)

Klasifikimi	Deri më 31.12.2007 Up to 31.12.2007	2008	2009	2010	2011	2012	2013	2014 Q1	GJITHSEJ TOTAL	Classification
<b>I. TE DHËNA KUMULATIVE</b>										<b>I. CUMULATIVE DATA (STOCK)</b>
Borxhi Neto	225.01	255.21	291.73	287.34	285.46	270.72	224.01	220.90	220.90	Debt Outstanding Disbursed (DOD)
Tërheqjet	281.57	316.97	369.07	380.83	397.08	407.32	412.68	412.68	412.68	Drawings
<b>Pagesat e Borxhit</b>	<b>73.58</b>	<b>92.45</b>	<b>115.41</b>	<b>141.91</b>	<b>169.63</b>	<b>199.20</b>	<b>226.99</b>	<b>231.41</b>	<b>231.41</b>	<b>Debt Service</b>
-Principal	41.33	52.77	67.81	87.45	108.09	130.57	152.91	156.22	156.22	-Principal
-Interes	32.24	39.68	47.60	54.45	61.53	68.63	74.08	75.19	75.19	-Interest
Borxhi i nënshkruar i patërhequr	133.90	112.31	60.22	48.45	32.21	21.96	16.61	16.61	16.61	Committed Undisbursed Balance (CUB)
<b>II. TE DHËNA VJETORE</b>										<b>II. ANNUAL DATA (FLOWS)</b>
Tërheqjet	34.64	35.40	52.10	11.76	16.25	10.24	5.36	-	165.75	Drawings
<b>Pagesat e Borxhit</b>	<b>15.19</b>	<b>18.88</b>	<b>22.96</b>	<b>26.50</b>	<b>27.72</b>	<b>29.58</b>	<b>27.79</b>	<b>4.42</b>	<b>173.03</b>	<b>Debt Service</b>
-Principal	8.67	11.44	15.04	19.65	20.64	22.48	22.34	3.31	123.56	-Principal
-Interes	6.52	7.44	7.92	6.85	7.08	7.10	5.44	1.11	49.47	-Interest

\*) Përfshihen të dhënat për periudhën 1991-2007

\*\*) Deri më 31.03.2014, të dhëna paraprake

\*) Cumulative data (1991-2007)

\*\*) As of March 31, 2014, data are preliminary

**BORXHI I JASHTËM\* AFATGJATË I SHQIPËRISË**  
**TËRHEQJET NË VITE NGA KREDITË E HUAJA SIPAS KREDITORËVE**  
**LONG-TERM EXTERNAL PUBLIC DEBT\***  
**DRAWINGS BY YEARS AND BY CREDITORS**

(in million EUR)

Sipas kreditorëve	Deri më 31.12.2007 Up to 31.12.2007	2008	2009	2010	2011	2012	2013	2014 Q1	TOTALI	By Creditors
-Shumëpalësh (I)	1,009.94	112.97	136.80	111.20	165.24	220.03	132.49	10.21	1,898.87	-Multilateral (I)
CEB	18.38	15.41	21.83	21.30	25.14	8.68	2.79	-	113.53	CEB
IBRD	3.85	8.08	4.94	2.32	21.10	8.20	5.92	1.43	55.84	IBRD
EC	9.00	-	-	-	-	-	-	-	9.00	EC
EBRD	95.62	24.93	32.24	14.38	36.05	37.88	16.45	3.86	261.41	EBRD
EIB	130.32	31.76	28.19	27.28	29.65	31.52	25.50	-	304.22	EIB
IDA	660.07	18.53	25.02	19.61	17.26	21.66	11.38	1.21	774.74	IDA
IDB	39.01	9.45	14.80	13.38	30.19	79.46	58.15	3.56	247.99	IDB
IFAD	30.46	1.51	1.41	2.17	1.22	1.68	2.14	-	40.59	IFAD
OPEC	23.22	3.30	8.36	10.76	4.63	30.95	10.16	0.15	91.54	OPEC
-Dypalësh (II)	590.07	36.22	66.44	63.20	56.77	57.82	52.55	16.25	939.31	-Bilateral (II)
AUSTRIA	4.51	-	5.03	2.46	6.35	10.47	8.38	1.44	38.63	AUSTRIA
BULLGARI	0.08	-	-	-	-	-	-	-	0.08	BULGARIA
ÇEKI	8.49	-	-	-	-	-	-	-	8.49	CZECH REP.
GREQI	49.35	-	-	-	-	-	-	-	49.35	GREECE
GJERMANI	125.75	10.74	24.79	15.04	17.79	9.85	13.43	1.39	218.78	GERMANY
HUNGARI	11.92	-	-	-	-	-	-	-	11.92	HUNGARY
ITALI	141.47	17.10	23.24	39.19	29.28	18.12	4.45	0.12	272.98	ITALY
JAPONI	52.71	-	-	2.29	1.32	1.09	0.97	11.75	70.14	JAPAN
JUGOSLLAVI	0.05	-	-	-	-	-	-	-	0.05	YUGOSLAVIA
MAQEDONI	2.39	-	-	-	-	-	-	-	2.39	FYROM
TURQI	26.86	-	-	-	-	-	-	-	26.86	TURKEY
KUVAIT	39.13	3.04	2.46	2.50	0.83	3.46	3.99	0.07	55.47	KUWAIT
KINE	41.09	-	-	-	-	-	-	-	41.09	CHINA
KOREA	21.85	0.21	-	-	-	-	-	-	22.05	SOUTH KOREA
POLONI	0.92	-	-	-	-	-	-	-	0.92	POLAND
RUMANI	4.50	-	-	-	-	-	-	-	4.50	ROMANIA
SPANJE	0.95	0.74	5.02	-	-	-	-	-	6.71	SPAIN
SLOVAKI	4.30	-	-	-	-	-	-	-	4.30	SLOVAKIA
SUEDI	3.14	-	-	-	-	-	-	-	3.14	SWEDEN
NORVEGJI	28.86	-	-	-	-	-	21.32	1.48	51.66	NORWAY
ABU DHABI	-	-	-	-	-	13.64	0.01	-	13.65	ABU DHABI
ARABIA SAUDITE	-	-	-	-	0.80	1.17	-	-	1.97	SAUDI ARABIA
HOLLANDE	-	4.40	5.90	1.72	0.40	0.02	-	-	12.43	NETHERLANDS
RUSIA	0.73	-	-	-	-	-	-	-	0.73	RUSSIA
SERBIA	5.93	-	-	-	-	-	-	-	5.93	SERBIA
ZVICRA	4.47	-	-	-	-	-	-	-	4.47	SWITZERLAND
MALI I ZI	0.43	-	-	-	-	-	-	-	0.43	MONTENEGRO
KROACIA	4.47	-	-	-	-	-	-	-	4.47	CROATIA
SLLOVENIA	2.91	-	-	-	-	-	-	-	2.91	SLOVENIA
BOSNJA-HERCEGOVINA	2.82	-	-	-	-	-	-	-	2.82	BOSNIA-HERCEG
Kreditorë Privatë (III)	-	230.00	192.60	298.49	-	-	-	-	721.09	Private Creditors (III)
Kreditorë Privatë	-	230.00	192.60	-	-	-	-	-	422.60	Private Creditors
EUROBONDI	-	-	-	298.49	-	-	-	-	298.49	EUROBOND
-Klubi i Parisit (IV)	91.49	-	-	-	-	-	-	-	91.49	-Paris Club (IV)
AUSTRI	8.85	-	-	-	-	-	-	-	8.85	AUSTRIA
ANGLI	0.02	-	-	-	-	-	-	-	0.02	UNITED KINGDOM
DANIMARKE	0.12	-	-	-	-	-	-	-	0.12	DENMARK
FRANCE	21.85	-	-	-	-	-	-	-	21.85	FRANCE
GJERMANI	13.14	-	-	-	-	-	-	-	13.14	GERMANY
HOLLANDE	1.18	-	-	-	-	-	-	-	1.18	NETHERLANDS
ITALI	7.57	-	-	-	-	-	-	-	7.57	ITALY
JAPONI	0.24	-	-	-	-	-	-	-	0.24	JAPAN
RUSI	38.52	-	-	-	-	-	-	-	38.52	RUSSIA
<b>GJITHSEJ (I+II+III+IV)</b>	<b>1,691.49</b>	<b>379.19</b>	<b>395.83</b>	<b>472.88</b>	<b>222.01</b>	<b>277.85</b>	<b>185.04</b>	<b>26.46</b>	<b>3,650.75</b>	<b>TOTAL (I+II+III+IV)</b>

\*) Përfshin borxhin shtetëror dhe shtetëror të garantuar (Tabela II.1 + Tabela II.2)

Në këtë tabelë nuk përfshihet kredia e FMN-se

\*\*) Deri më 31.03.2014, të dhëna paraprake

\*) Includes Central Government and Central Government Guaranteed debt

IMF credit is not included

\*\*) As of March. 31, 2014, data are preliminary

**BORXHI I JASHTËM I QEVERISË QËNDRORE**  
**TËRHEQJET NË VITE NGA KREDITË E HUAJA SIPAS KREDITORËVE**

**CENTRAL GOVERNMENT EXTERNAL DEBT**  
**DRAWINGS BY YEARS AND BY CREDITORS**

(in million EUR)

Sipas kreditorëve	Deri më 31.12.2007 Up to 31.12.2007	2008	2009	2010	2011	2012	2013	2014 Q1	TOTALI	By Creditors
-Shumëpalësh (I)	889.79	83.58	103.69	105.42	156.12	211.01	127.52	10.21	1,687.34	-Multilateral (I)
CEB	18.38	15.41	21.83	21.30	25.14	8.68	2.79		113.53	CEB
IBRD	3.85	8.08	4.94	2.32	21.10	8.20	5.92	1.43	55.84	IBRD
EC	9.00			-					9.00	EC
EBRD	24.13	10.54	10.14	8.60	26.93	28.86	11.48	3.86	124.54	EBRD
EIB	81.67	16.76	17.19	27.28	29.65	31.52	25.50		229.57	EIB
IDA	660.07	18.53	25.02	19.61	17.26	21.66	11.38	1.21	774.74	IDA
IDB	39.01	9.45	14.80	13.38	30.19	79.46	58.15	3.56	247.99	IDB
IFAD	30.46	1.51	1.41	2.17	1.22	1.68	2.14		40.59	IFAD
OPEC	23.22	3.30	8.36	10.76	4.63	30.95	10.16	0.15	91.54	OPEC
-Dypalësh (II)	428.70	30.21	47.45	57.21	49.64	56.60	52.16	16.25	738.20	-Bilateral (II)
AUSTRIA	4.51	-	5.03	2.46	6.35	10.47	8.38	1.44	38.63	AUSTRIA
BULLGARI	0.08	-	-	-	-	-	-	-	0.08	BULGARIA
ÇEKI	8.49	-	-	-	-	-	-	-	8.49	CZECH REP.
GREQI	40.54	-	-	-	-	-	-	-	40.54	GREECE
GJERMANI	78.63	6.08	5.80	9.16	13.14	9.64	13.43	1.39	137.27	GERMANY
HUNGARI	11.92	-	-	-	-	-	-	-	11.92	HUNGARY
ITALI	94.43	15.95	23.24	39.08	26.80	17.11	4.06	0.12	220.80	ITALY
JAPONI	16.15	-	-	2.29	1.32	1.09	0.97	11.75	33.57	JAPAN
JUGOSLLAVI	0.05	-	-	-	-	-	-	-	0.05	YUGOSLAVIA
MAQEDONI	2.39	-	-	-	-	-	-	-	2.39	FYROM
TURQI	26.86	-	-	-	-	-	-	-	26.86	TURKEY
KUVAIT	39.13	3.04	2.46	2.50	0.83	3.46	3.99	0.07	55.47	KUWAIT
KINE	41.09	-	-	-	-	-	-	-	41.09	CHINA
POLONI	0.92	-	-	-	-	-	-	-	0.92	POLAND
RUMANI	4.50	-	-	-	-	-	-	-	4.50	ROMANIA
SPANJE	0.95	0.74	5.02	-	-	-	-	-	6.71	SPAIN
SLOVAKI	4.30	-	-	-	-	-	-	-	4.30	SLOVAKIA
SUEDI	3.14	-	-	-	-	-	-	-	3.14	SWEDEN
NORVEGJI	28.86	-	-	-	-	-	-	-	28.86	NORWAY
ABU DHABI	-	-	-	-	-	13.64	21.32	1.48	36.44	ABU DHABI FUND
ARABIA SAUDITE	-	-	-	-	0.80	1.17	0.01	-	1.98	SAUDI ARABIA
HOLLANDE	-	4.40	5.90	1.72	0.40	0.02	-	-	12.43	NETHERLANDS
RUSIA	0.73	-	-	-	-	-	-	-	0.73	RUSSIA
SERBIA	5.93	-	-	-	-	-	-	-	5.93	SERBIA
ZVICRA	4.47	-	-	-	-	-	-	-	4.47	SWITZERLAND
MALI I ZI	0.43	-	-	-	-	-	-	-	0.43	MONTENEGRO
KROACIA	4.47	-	-	-	-	-	-	-	4.47	CROATIA
SLOVENIA	2.91	-	-	-	-	-	-	-	2.91	SLOVENIA
BOSNJA-HERCEGOVINA	2.82	-	-	-	-	-	-	-	2.82	BOSNIA-HERCEG
Kreditor Privat (III)	-	230.00	192.60	298.49	-	-	-	-	721.09	Private Creditors (III)
Kreditor Privatë kredi	-	230.00	192.60	-	-	-	-	-	422.60	Private Creditors Loans
EUROBONDI	-	-	-	298.49	-	-	-	-	298.49	EUROBOND
-Klubi i Parisit (IV)	91.44	-	-	-	-	-	-	-	91.44	-Paris Club (IV)
AUSTRI	8.85	-	-	-	-	-	-	-	8.85	AUSTRIA
ANGLI	0.02	-	-	-	-	-	-	-	0.02	UNITED KINGDOM
DANIMARKE	0.12	-	-	-	-	-	-	-	0.12	DENMARK
FRANCE	21.85	-	-	-	-	-	-	-	21.85	FRANCE
GJERMANI	13.14	-	-	-	-	-	-	-	13.14	GERMANY
HOLLANDE	1.18	-	-	-	-	-	-	-	1.18	NETHERLANDS
ITALI	7.57	-	-	-	-	-	-	-	7.57	ITALY
JAPONI	0.20	-	-	-	-	-	-	-	0.20	JAPAN
RUSI	38.52	-	-	-	-	-	-	-	38.52	RUSSIA
<b>GJITHSEJ (I+II+III+IV)</b>	<b>1,409.92</b>	<b>343.79</b>	<b>343.74</b>	<b>461.12</b>	<b>205.76</b>	<b>267.61</b>	<b>179.68</b>	<b>26.46</b>	<b>3,238.07</b>	<b>TOTAL (I+II+III+IV)</b>

Në këtë tabelë nuk përfshihet kredia e FMN-së

\*\*) Deri më 31.03.2014, të dhëna paraprake

IMF credit is not included

\*\*) As of March. 31, 2014, data are preliminary

**BORXHI I JASHTËM I GARANTUAR NGA QEVERIA QËNDRORE  
TËRHEQJET NË VITE NGA KREDITË E HUAJA SIPAS KREDITORËVE**

**CENTRAL GOVERNMENT GUARANTEED DEBT  
DRAWINGS BY YEARS AND BY CREDITORS**

(in million EUR)

Sipas kreditorëve	Deri më 31.12.2007 Up to 31.12.2007	2008	2009	2010	2011	2012	2013	2014 Q1	GJITHSEJ TOTAL	By Creditors
-Shumëpalësh (I)	120.15	29.39	33.10	5.77	9.12	9.02	4.97	-	211.53	-Multilateral (I)
EBRD	71.50	14.39	22.10	5.77	9.12	9.02	4.97		136.88	EBRD
EIB	48.65	15.00	11.00	-					74.65	EIB
-Dypalësh (II)	161.37	6.01	18.99	5.99	7.13	1.22	0.39	-	201.11	-Bilateral (II)
GJERMANI	47.12	4.66	18.99	5.88	4.65	0.21			81.51	GERMANY
GREQI	8.80	-							8.80	GREECE
ITALI	47.04	1.15	-	0.11	2.48	1.01	0.39		52.18	ITALY
JAPONI	36.56	-							36.56	JAPAN
KOREA	21.85	0.21							22.05	SOUTH KOREA
-Klubi Parisit (III)	0.05	-	-	-	-	-	-	-	0.05	-Paris Club (III)
JAPONI	0.05	-							0.05	JAPAN
<b>GJITHSEJ (I+II+III)</b>	<b>281.57</b>	<b>35.40</b>	<b>52.10</b>	<b>11.76</b>	<b>16.25</b>	<b>10.24</b>	<b>5.36</b>	<b>-</b>	<b>412.68</b>	<b>TOTAL (I+II+III)</b>

\*\*) Deri më 31.03.2014, të dhëna paraprake

\*\*) As of March. 31, 2014, data are preliminary

TABELA III - TABLE III

**BORXHI I JASHTËM\* AFATGJATË I SHQIPËRISË  
TËRHEQJET NË VITE SIPAS SEKTORËVE EKONOMIKË**

**LONG-TERM EXTERNAL PUBLIC DEBT\*  
DRAWINGS BY ECONOMIC SECTORS**

Sipas sektorëve ekonomikë	Deri më 31.12.2007 Up to 31.12.2007	2008	2009	2010	2011	2012	2013	2014 Q1	(in million EUR)	
									GJITHSEJ TOTAL	By Economic Sectors
ADMINISTRATA SHETËTËRORE	32.88	-	-	-	-	-	4.64	1.44	38.96	Public Administration
ARËSIMI	36.32	9.72	4.13	4.10	5.83	9.12	0.71	69.93	69.93	Education
BILANCI I PAGESAVE	18.35	-	-	-	-	-	-	-	18.35	Balance of Payment
BUJQËSI, UJITJE	123.30	10.03	6.28	2.79	0.53	-	-	-	142.93	Agriculture-Irrigation
ENERGJETIKË	300.77	44.80	85.76	39.96	33.08	17.82	19.89	0.15	542.23	Energy
IMPORT MALLRASH DHE PAJISJESH	54.74	-	-	-	-	-	-	-	54.74	Import of Goods and Services
INDUSTRI E LEHTË	2.56	-	-	-	-	-	-	-	2.56	Light Industry
INFRASTRUKTURË URBANE DHE RURALE	48.76	7.21	4.78	1.96	3.28	0.56	6.17	1.67	74.40	Urban and Rural Infrastructure
KLUBI I PARISIT DHE RISKEDULIME TË TJERAVE	225.01	-	-	-	-	-	-	-	225.01	Paris Club & Other Rescheduling
MBËSHETJETE PËR BUXHETIN	241.93	-	192.60	298.49	18.10	-	-	-	751.12	Budgetary Support
MBROJTJA	8.90	-	-	1.83	0.45	1.79	2.27	-	15.24	Defence
MBROJTJA E MJEDISIT	2.52	0.26	0.25	1.02	0.48	1.05	-	-	5.58	Environmental Protection
PYJE	7.22	-	-	-	-	-	-	-	7.22	Forestry
SHËNDETËSI	46.28	2.73	15.46	8.44	10.08	10.75	0.47	-	94.21	Health
SIGURIME SHOQ./TREGU I PUNËS	13.20	2.83	0.17	0.31	0.73	1.80	2.66	1.11	22.80	Social Safety/Labor Market
STREHIMI	14.07	2.19	5.03	4.10	1.79	0.43	-	-	27.61	Housing
TELEKOMUNIKACION	14.69	-	-	-	-	-	-	-	14.69	Telecommunication
TRANSPORT	266.84	278.46	61.27	71.38	120.52	193.22	129.15	7.82	1,128.66	Transport
TRANSPORTI AJROR	23.64	-	-	-	-	-	-	-	23.64	Air Transport
TRANSPORTI HEKURUDHOR	3.10	-	-	-	-	-	-	-	3.10	Rail Transport
UJËSJELLËSA/KANALIZIME	105.56	13.80	17.71	22.16	21.38	25.48	16.55	14.28	236.92	Water Supply and Sewerage
ZHVILL. SEK.PRIVAT	42.10	5.13	0.00	11.23	1.61	13.79	(0.01)	-	73.86	Enterprise Sector Development
TË TJERA	26.53	-	-	-	-	-	-	-	26.53	Other
ZHVILLIMI RURAL	32.23	2.03	2.41	5.11	4.14	2.03	2.54	-	50.49	Rural Development
<b>GJITHSEJ</b>	<b>1,691.49</b>	<b>379.20</b>	<b>395.84</b>	<b>472.90</b>	<b>222.00</b>	<b>277.84</b>	<b>185.04</b>	<b>26.47</b>	<b>3,650.78</b>	<b>TOTAL</b>

\*) Përfshin borxhin shtetëror dhe shtetëror të garantuar

\*\*) Deri më 31.03.2014, të dhëna paraprake

Në këtë tabelë nuk përfshihet kredia e FMN-së

\*) Includes Central Government and Central Government Guaranteed debt

\*\*) As of March. 31, 2014, data are preliminary

IMF credit is not included

**BORXHI I JASHTËM\* AFATGJATË I SHQIPËRISË**  
**BORXHI NETO SIPAS KREDITORËVE**

**LONG-TERM EXTERNAL PUBLIC DEBT\***  
**DEBT OUTSTANDING DISBURSED BY CREDITORS**

(in million EUR)

Sipas kreditorëve	31.12.2008	31.12.2009	2010	2011	2012	2013	2014- Q1	By Creditors
<b>-Shumëpalësh (I)</b>	<b>920.14</b>	<b>1,018.72</b>	<b>1,140.03</b>	<b>1,287.44</b>	<b>1,419.99</b>	<b>1,455.66</b>	<b>1,458.03</b>	<b>-Multilateral (I)</b>
CEB	33.16	54.84	76.17	100.56	108.24	109.30	109.16	CEB
EBRD	77.86	97.94	98.66	117.96	138.09	133.06	136.92	EBRD
EC	9.00	9.00	9.00	9.00	9.00	9.00	9.00	EC
EIB	134.17	155.55	175.49	196.94	218.00	233.70	230.01	EIB
IBRD	11.93	16.88	19.20	39.13	45.12	48.65	50.07	IBRD
IDA	577.31	587.69	636.83	662.67	662.78	632.81	630.90	IDA
IDB	38.63	51.70	66.04	96.84	168.85	213.34	217.09	IDB
IFAD	26.03	26.62	29.68	30.89	31.19	31.22	30.96	IFAD
OPEC	12.05	18.51	28.97	33.45	38.72	44.59	43.92	OPEC
<b>-Dypalësh (II)</b>	<b>357.68</b>	<b>408.85</b>	<b>466.23</b>	<b>506.73</b>	<b>538.69</b>	<b>558.88</b>	<b>573.11</b>	<b>-Bilateral (II)</b>
GJERMANI	116.96	139.27	147.79	158.85	160.88	164.85	164.49	GERMANY
GREQI	12.94	12.69	12.44	12.18	11.93	11.69	11.59	GREECE
AUSTRI		5.03	7.49	13.84	24.31	32.69	34.13	AUSTRIA
ITALI	129.87	147.79	181.66	204.99	219.12	220.40	220.52	ITALY
JAPONI	45.05	41.57	48.98	51.19	43.10	32.27	44.61	JAPAN
KINË	1.32	1.29	1.39	1.44	1.41	1.35	1.35	CHINA
KUVAIT	23.73	23.03	26.75	26.19	26.65	26.91	27.06	KUWAIT
NORVEGJI	6.14	4.29	2.78	0.96	-	-	-	NORWAY
HOLLANDË	4.40	9.98	10.60	9.74	8.46	7.16	6.51	NETHERLANDS
SPANJË	1.74	6.46	6.97	7.20	7.06	6.76	6.76	SPAIN
KOREA	15.52	17.44	19.38	19.33	20.67	19.94	19.76	SOUTH KOREA
ABU DHABI					13.15	32.96	34.44	ABU DHABI FUND
ARABIA SAUDITE			-	0.83	1.96	1.90	1.89	SAUDI ARABIA
<b>Kreditorë privatë (III)</b>	<b>230.00</b>	<b>422.60</b>	<b>530.00</b>	<b>530.00</b>	<b>530.00</b>	<b>530.00</b>	<b>530.00</b>	<b>Private Creditors (III)</b>
KREDITORË PRIVATË	230.00	422.60	230.00	230.00	230.00	230.00	230.00	PRIVATE CREDITORS
EUROBONDI			300.00	300.00	300.00	300.00	300.00	EUROBOND
<b>-Borxhi i riseduluar (IV) (A+B)</b>	<b>70.75</b>	<b>88.94</b>	<b>83.23</b>	<b>79.45</b>	<b>73.25</b>	<b>51.08</b>	<b>49.01</b>	<b>-Rescheduled Debt (IV) (A+B)</b>
<b>-Klubi i Parisit (A)</b>	<b>27.21</b>	<b>25.60</b>	<b>26.58</b>	<b>26.25</b>	<b>24.39</b>	<b>21.90</b>	<b>21.89</b>	<b>-Paris Club (A)</b>
GJERMANI	0.33	-	-	-	-	-	-	GERMANY
ITALI	2.66	2.49	2.41	2.27	2.07	1.84	1.84	ITALY
RUSI	24.22	23.11	24.17	23.98	22.32	20.05	20.05	RUSSIA
<b>-Të tjerë (B)</b>	<b>43.54</b>	<b>63.34</b>	<b>56.66</b>	<b>53.20</b>	<b>48.87</b>	<b>29.19</b>	<b>27.12</b>	<b>-Others (B)</b>
TURQI	11.65	9.87	9.01	7.61	5.80	3.97	3.97	TURKEY
GREQI		27.70	25.71	22.24	17.54	13.30	13.30	GREECE
KINË	16.41	13.75	12.37	10.22	7.50	4.80	4.80	CHINA
HUNGARI	5.04	3.94	3.19	2.19	2.15	-	-	HUNGARY
GJERMANI	1.47	0.74	-	-	-	-	-	GERMANY
RUMANIA	2.50	2.07	1.82	1.47	1.03	0.59	0.39	ROMANIA
SLOVAKI	2.16	1.76	1.52	1.18	0.77	0.37	0.37	SLOVAK REP.
MALI I ZI					0.20	-	-	MONTENEGRO
KROACI					3.12	1.00	-	CROATIA
MAQEDONI					1.36	0.43	-	FYROM
ÇEKI	4.31	3.51	3.03	2.35	1.54	0.74	0.74	CZECH REP.
SLOVENIA					1.46	-	-	SLOVENIA
BOSNJA-HERCEGOVINA					1.87	0.90	0.45	BOSNIA-HERCEG
SËRBI				5.94	4.53	3.10	3.10	SERBIA
<b>GJITHSEJ (I+II+III+IV)</b>	<b>1,578.57</b>	<b>1,939.11</b>	<b>2,219.49</b>	<b>2,403.62</b>	<b>2,561.94</b>	<b>2,595.62</b>	<b>2,610.15</b>	<b>TOTAL (I+II+III+IV)</b>

\*) Përfshin borxhin shtetëror dhe shtetëror të garantuar

Në këtë tabelë nuk përfshihet kredia e FMN-së

\*\*) Deri më 31.03.2014, të dhëna paraprake

\*) Includes Central Government and Central Government Guaranteed debt

IMF credit is not included

\*\*) As of March. 31, 2014, data are preliminary

**BORXHI I JASHTËM I QEVERISË QËNDRORE**  
**BORXHI NETO SIPAS KREDITORËVE**

**CENTRAL GOVERNMENT EXTERNAL DEBT**  
**DEBT OUTSTANDING DISBURSED BY CREDITORS**

(in million EUR)

Sipas kreditorëve	31.12.2008	31.12.2009	2010**	2011	2012	2013	2014-Q1	By Creditors
-Shumëpalësh (I)	813.64	890.11	1,017.75	1,169.04	1,306.11	1,351.43	1,355.38	-Multilateral (I)
CEB	33.16	54.84	76.17	100.56	108.24	109.30	109.16	CEB
EBRD	30.42	37.78	43.22	64.64	85.84	86.54	90.41	EBRD
EC	9.00	9.00	9.00	9.00	9.00	9.00	9.00	EC
EIB	75.12	87.10	108.65	131.86	156.37	175.99	173.87	EIB
IBRD	11.93	16.88	19.20	39.13	45.12	48.65	50.07	IBRD
IDA	577.31	587.69	636.83	662.67	662.78	632.81	630.90	IDA
IDB	38.63	51.70	66.04	96.84	168.85	213.34	217.09	IDB
IFAD	26.03	26.62	29.68	30.89	31.19	31.22	30.96	IFAD
OPEC	12.05	18.51	28.97	33.45	38.72	44.59	43.92	OPEC
-Dypalësh (II)	208.96	245.72	301.17	339.67	381.85	439.09	454.86	-Bilateral (II)
GJERMANI	71.17	76.78	83.39	93.77	100.06	131.15	132.54	GERMANY
GREQI	4.14	3.89	3.64	3.38	3.13	2.88	2.79	GREECE
AUSTRI	-	5.03	7.49	13.84	24.31	32.69	34.13	AUSTRIA
ITALI	83.42	103.14	142.52	164.93	180.30	183.17	183.29	ITALY
JAPONI	12.89	11.83	15.65	17.40	15.37	12.16	24.10	JAPAN
KINË	1.32	1.29	1.39	1.44	1.41	1.35	1.35	CHINA
KUVAIT	23.73	23.03	26.75	26.19	26.65	26.91	27.06	KUWAIT
NORVEGJI	6.14	4.29	2.78	0.96	-	-	-	NORWAY
HOLLANDË	4.40	9.98	10.60	9.74	8.46	7.16	6.51	NETHERLANDS
SPANJA	1.74	6.46	6.97	7.20	7.06	6.76	6.76	SPAIN
ABU DHABI	-	-	-	-	13.15	32.96	34.44	ABU DHABI FUND
ARABIA SAUDITE	-	-	-	0.83	1.96	1.90	1.89	SAUDI ARABIA
Kreditorë Privatë (III)	230.00	422.60	530.00	530.00	530.00	530.00	530.00	Private Creditors(III)
KREDITORË PRIVATË	230.00	422.60	230.00	230.00	230.00	230.00	230.00	PRIVATE CREDITORS
EUROBONDI	-	-	300.00	300.00	300.00	300.00	300.00	EUROBOND
-Borxhi i riskedulluar (IV) (A+B)	70.75	88.94	83.23	79.45	73.26	51.08	49.01	-Rescheduled Debt (IV) (A+B)
-Klubi i Parisit (A)	27.21	25.60	26.58	26.25	24.39	21.90	21.89	-Paris Club (A)
GJERMANI	0.33	-	-	-	-	-	-	GERMANY
ITALI	2.66	2.49	2.41	2.27	2.07	1.84	1.84	ITALY
RUSI	24.22	23.11	24.17	23.98	22.32	20.05	20.05	RUSSIA
-Të tjerë (B)	43.54	63.34	56.66	53.20	48.87	29.19	27.12	-Others (B)
TURQI	11.65	9.87	9.01	7.61	5.80	3.97	3.97	TURKEY
GREQI	-	27.70	25.71	22.24	17.54	13.30	13.30	GREECE
KINË	16.41	13.75	12.37	10.22	7.51	4.80	4.80	CHINA
HUNGARI	5.04	3.94	3.19	2.19	2.15	-	-	HUNGARY
GJERMANI	1.47	0.74	-	-	-	-	-	GERMANY
RUMANIA	2.50	2.07	1.82	1.47	1.03	0.59	0.39	ROMANIA
SLLOVAKI	2.16	1.76	1.52	1.18	0.77	0.37	0.37	SLOVAK REP.
MALI I ZI	-	-	-	-	0.20	-	-	MONTENEGRO
KROACI	-	-	-	-	3.12	-	-	CROATIA
MAQEDONI	-	-	-	-	1.36	0.43	-	FYROM
ÇEKI	4.31	3.51	3.03	2.35	1.54	0.74	0.74	CZECH REP.
SLOVENIA	-	-	-	-	1.46	-	-	SLOVENIA
BOSNJA-HERCEGOVINA	-	-	-	-	1.87	0.90	0.45	BOSNIA-HERCEG
SËRBIJA	-	-	-	5.94	4.53	3.10	3.10	SERBIA
<b>GJITHSEJ (I+II+III+IV)</b>	<b>1,323.35</b>	<b>1,647.37</b>	<b>1,932.15</b>	<b>2,118.16</b>	<b>2,291.23</b>	<b>2,371.61</b>	<b>2,389.25</b>	<b>TOTAL (I+II+III+IV)</b>

Në këtë tabelë nuk përfshihet kredia e FMN-së

\*\*) Deri më 31.03.2014, të dhëna paraprake

IMF credit is not included

\*\*\*) As of March.31, 2014, data are preliminary

**BORXHI I JASHTËM I GARANTUAR NGA QEVERIA QËNDRORE**  
**BORXHI NETO SIPAS KREDITORËVE**

**CENTRAL GOVERNMENT GUARANTEED DEBT**  
**DEBT OUTSTANDING DISBURSED BY CREDITORS**

(in million EUR)

Sipas kreditorëve	31.12.2008	31.12.2009	2010	2011	2012	2013	2014-Q1	By Creditors
-Shumëpalësh (I)	106.50	128.61	122.28	118.40	113.88	104.22	102.65	-Multilateral (I)
EBRD	47.44	60.16	55.44	53.32	52.25	46.51	46.51	EBRD
EIB	59.06	68.45	66.84	65.08	61.63	57.71	56.14	EIB
-Dypalësh (II)	148.72	163.13	165.06	167.06	156.84	119.79	118.25	-Bilateral (II)
GJERMANI	45.79	62.49	64.40	65.08	60.82	33.70	31.95	GERMANY
GREQI	8.80	8.80	8.80	8.80	8.80	8.80	8.80	GREECE
ITALI	46.45	44.65	39.14	40.06	38.82	37.23	37.23	ITALY
JAPONI	32.15	29.74	33.34	33.79	27.73	20.11	20.51	JAPAN
KOREA	15.52	17.44	19.38	19.33	20.67	19.94	19.76	SOUTH KOREA
<b>GJITHSEJ (I+II)</b>	<b>255.21</b>	<b>291.73</b>	<b>287.34</b>	<b>285.46</b>	<b>270.72</b>	<b>224.01</b>	<b>220.90</b>	<b>TOTAL (I+II)</b>

\*\*) Deri më 31.03.2014, të dhëna paraprake

\*\*\*) As of March.31, 2014, data are preliminary

TABELA V - TABLE V

**BORXHI I JASHTËM\* AFATGJATË I SHQIPËRISË**  
**BORXHI NETO SIPAS MONEDHAVE**

**LONG-TERM EXTERNAL PUBLIC DEBT\***  
**DOD BY CURRENCY**

(in million EUR)

Monedha Currency	2009		2010		2011		2012		2013		2014-Q1	
	Amount	%	Amount	%	Amount	%	Amount	%	Amount	%	Amount	%
ACU	51.70	2.67	66.04	2.98	69.63	2.90%	70.72	2.76%	69.99	2.70%	72.72	2.79%
AED							13.15	0.51%	32.963	1.27%	34.44	1.32%
EUR	1,069.99	55.18	1,265.86	57.03	1,390.52	57.85%	1,469.38	57.35%	1,495.44	57.61%	1,497.38	57.37%
JPY	41.56	2.14	48.98	2.21	51.20	2.13%	43.10	1.68%	32.27	1.24%	44.61	1.71%
KWD	23.03	1.19	26.74	1.20	26.19	1.09%	26.65	1.04%	26.91	1.04%	27.06	1.04%
KRW	17.44	0.90	19.38	0.87	19.33	0.80%	20.66	0.81%	19.95	0.77%	19.76	0.76%
SAR					0.83	0.03%	1.96	0.08%	1.90	0.07%	1.89	0.07%
SDR	614.31	31.68	666.51	30.03	693.56	28.85%	693.97	27.09%	664.03	25.58%	661.86	25.36%
USD	121.07	6.24	125.99	5.68	152.36	6.34%	222.37	8.68%	252.18	9.72%	250.47	9.60%
<b>TOTAL</b>	<b>1,939.10</b>	<b>100.00</b>	<b>2,219.49</b>	<b>100.00</b>	<b>2,403.62</b>	<b>100.00%</b>	<b>2,561.96</b>	<b>100.00%</b>	<b>2,595.62</b>	<b>100.00%</b>	<b>2,610.19</b>	<b>100.00%</b>

\*) Përfshin borxhin e jashtëm shtetëror dhe shtetëror të garantuar

\*\*) Deri më 31.03.2014, të dhëna paraprake

Nuk përfshihet kredia e FMN-së

\*) Includes external public and external publicly guaranteed debt

\*\*) As of March. 31, 2014, data are preliminary

IMF credit is not included

**BORXHI I JASHTËM\* AFATGJATË I SHQIPËRISË  
PJESA E PATËRHEQUR E KREDIVE**

**LONG-TERM EXTERNAL PUBLIC DEBT\*  
COMMITTED UNDISBURSED BALANCE**

(in million EUR)

Sipas kreditorëve	2008	2009	2010	2011	2012	2013	2014-Q1	By Creditors
<b>-Shumëpalësh (I)</b>	<b>431.38</b>	<b>406.41</b>	<b>392.74</b>	<b>467.38</b>	<b>339.24</b>	<b>430.31</b>	<b>420.22</b>	<b>-Multilateral (I)</b>
CEB	38.85	62.01	40.75	15.62	6.94	4.15	4.15	CEB
EBRD	75.20	77.95	63.58	77.53	47.14	96.39	92.53	EBRD
EIB	110.06	81.88	104.60	74.95	46.43	55.93	55.93	EIB
IBRD	22.97	23.50	21.45	18.33	63.61	87.92	86.49	IBRD
IDA	122.26	100.27	85.99	67.62	39.94	26.46	25.31	IDA
IDB	42.98	34.97	54.10	196.72	114.28	151.40	147.80	IDB
IFAD	4.11	9.02	7.40	6.32	4.58	2.20	2.31	IFAD
OPEC	14.96	16.82	14.89	10.29	16.32	5.85	5.70	OPEC
<b>-Dypalësh (II)</b>	<b>354.21</b>	<b>311.86</b>	<b>372.88</b>	<b>385.67</b>	<b>367.30</b>	<b>382.07</b>	<b>367.02</b>	<b>-Bilateral (II)</b>
GJERMANI	54.96	49.23	125.18	153.39	157.54	147.51	146.11	GERMANY
GREQI		-	-	-	-	-	-	GREECE
ITALI	181.23	157.98	118.79	89.51	71.38	91.94	91.82	ITALY
JAPONI	87.55	85.88	100.00	106.90	93.27	72.20	61.97	JAPAN
KUVAIT	17.47	14.07	13.42	13.06	9.33	5.01	4.61	KUWAIT
AUSTRI		2.46	5.96	14.22	3.74	7.67	6.23	AUSTRIA
ARABIA SAUDITE			9.00	8.45	7.13	6.82	6.82	SAUDI ARABIA
HOLLANDE	8.05	2.15	0.43	0.03	0.02	0.02	0.02	NETHERLANDS
KINA	0.10	0.10	0.11	0.11	0.11	0.10	0.10	CHINA
SPANJA	4.87	-	-	-	-	-	-	SPAIN
KOREA								SOUTH KOREA
ABU DHABI					24.78	50.80	49.34	ABU DHABI FUND
<b>GJITHSEJ (I+II)</b>	<b>785.59</b>	<b>718.28</b>	<b>765.62</b>	<b>853.05</b>	<b>706.54</b>	<b>812.37</b>	<b>787.23</b>	<b>TOTAL (I+II)</b>

\*) Përfshin borxhin shtetëror dhe shtetëror të garantuar

\*\*) Deri më 31.03.2014, të dhëna paraprake

Në këtë tabelë nuk përfshihet kredia e FMN-së

\*) Includes Central Government and Central Government Guaranteed debt

\*\*) As of March. 31, 2014, data are preliminary

IMF credit is not included

**BORXHI I JASHTËM I QEVERISË QËNDRORE  
PJESA E PATËRHEQUR E KREDIVE**

**CENTRAL GOVERNMENT EXTERNAL DEBT  
COMMITTED UNDISBURSED BALANCE**

(in million EUR)

Sipas kreditorëve	2008	2009	2010	2011	2012	2013	2014-Q1	By Creditors
<b>-Shumëpalësh (I)</b>	<b>364.11</b>	<b>372.24</b>	<b>364.35</b>	<b>448.10</b>	<b>328.99</b>	<b>425.03</b>	<b>414.94</b>	<b>-Multilateral (I)</b>
CEB	38.85	62.01	40.75	15.62	6.94	4.15	4.15	CEB
EBRD	18.92	43.79	35.18	58.25	36.89	91.11	87.25	EBRD
EIB	99.06	81.88	104.60	74.95	46.43	55.93	55.93	EIB
IBRD	22.97	23.50	21.45	18.33	63.61	87.92	86.49	IBRD
IDA	122.26	100.27	85.99	67.62	39.94	26.46	25.31	IDA
IDB	42.98	34.97	54.10	196.72	114.28	151.40	147.80	IDB
IFAD	4.11	9.02	7.40	6.32	4.58	2.20	2.31	IFAD
OPEC	14.96	16.82	14.89	10.29	16.32	5.85	5.70	OPEC
<b>-Dypalësh (II)</b>	<b>309.17</b>	<b>285.81</b>	<b>352.82</b>	<b>372.74</b>	<b>355.59</b>	<b>370.74</b>	<b>355.69</b>	<b>-Bilateral (II)</b>
GJERMANI	25.14	38.40	120.23	153.09	157.45	147.42	146.02	GERMANY
GREQI	-	-	-	-	-	-	-	GREECE
ITALI	166.01	142.76	103.68	76.88	59.76	80.70	80.58	ITALY
JAPONI	87.55	85.88	100.00	106.90	93.27	72.20	61.97	JAPAN
KUVAIT	17.47	14.07	13.42	13.06	9.33	5.01	4.61	KUWAIT
AUSTRI	-	2.46	5.96	14.22	3.74	7.67	6.23	AUSTRIA
HOLLANDE	8.05	2.15	0.43	0.03	0.02	0.02	0.02	NETHERLANDS
KINA	0.10	0.10	0.11	0.11	0.11	0.10	0.10	CHINA
ARABIA SAUDITE	-	-	9.00	8.45	7.13	6.82	6.82	SAUDI ARABIA
SPANJA	4.87	-	-	-	-	-	-	SPAIN
AbuDhabi	-	-	-	-	24.78	50.80	49.34	AbuDhabi
<b>GJITHSEJ (I+II)</b>	<b>673.28</b>	<b>658.06</b>	<b>717.17</b>	<b>820.84</b>	<b>684.58</b>	<b>795.76</b>	<b>770.62</b>	<b>TOTAL (I+II)</b>

\*\*) Deri më 31.03.2014, të dhëna paraprake  
Në këtë tabelë nuk përfshihet kredia e FMN-së

\*\*) As of March. 31, 2014, data are preliminary  
IMF credit is not included

**BORXHI I JASHTËM I GARANTUAR NGA QEVERIA QËNDRORE  
PJESA E PATËRHEQUR E KREDIVE**

**CENTRAL GOVERNMENT GUARANTEED DEBT  
COMMITTED UNDISBURSED BALANCE**

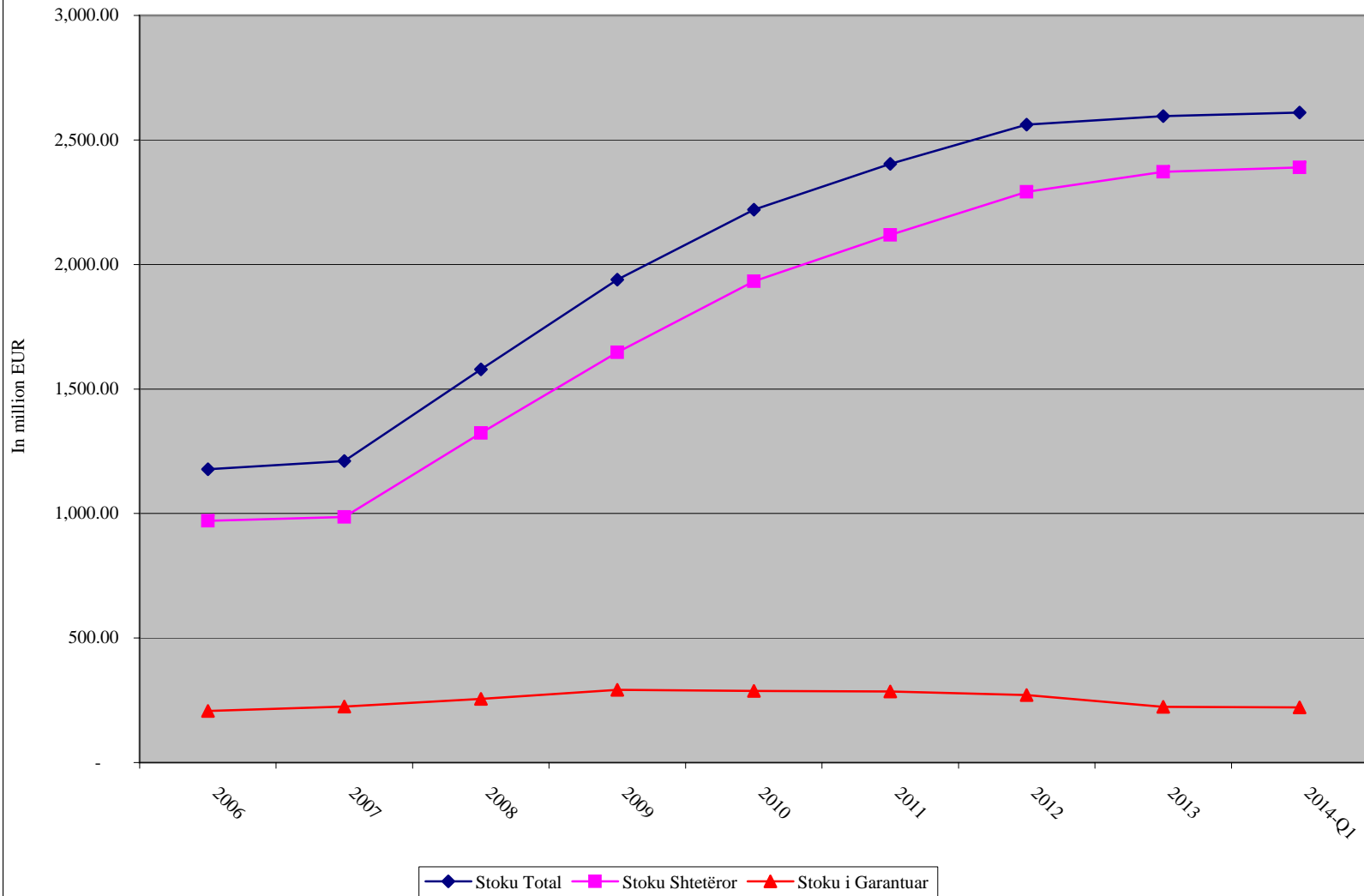
(in million EUR)

<b>Sipas kreditorëve</b>	<b>2008</b>	<b>2009</b>	<b>2010</b>	<b>2011</b>	<b>2012</b>	<b>2013</b>	<b>2014-Q1</b>	<b>By Creditors</b>
-Shumëpalësh (I)	67.27	34.17	28.40	19.28	10.25	5.28	5.28	-Multilateral (I)
EBRD	56.27	34.17	28.40	19.28	10.25	5.28	5.28	EBRD
EIB	11.00	-	-	-	-	-	-	EIB
-Dypalësh (II)	45.04	26.05	20.05	12.93	11.71	11.33	11.33	-Bilateral (II)
GJERMANI	29.82	10.83	4.95	0.30	0.09	0.09	0.09	GERMANY
ITALI	15.22	15.22	15.11	12.63	11.62	11.24	11.24	ITALY
KOREA	-	-	-	-	-	-	-	SOUTH KOREA
<b>GJITHSEJ (I+II)</b>	<b>112.31</b>	<b>60.22</b>	<b>48.45</b>	<b>32.21</b>	<b>21.96</b>	<b>16.61</b>	<b>16.61</b>	<b>TOTAL (I+II)</b>

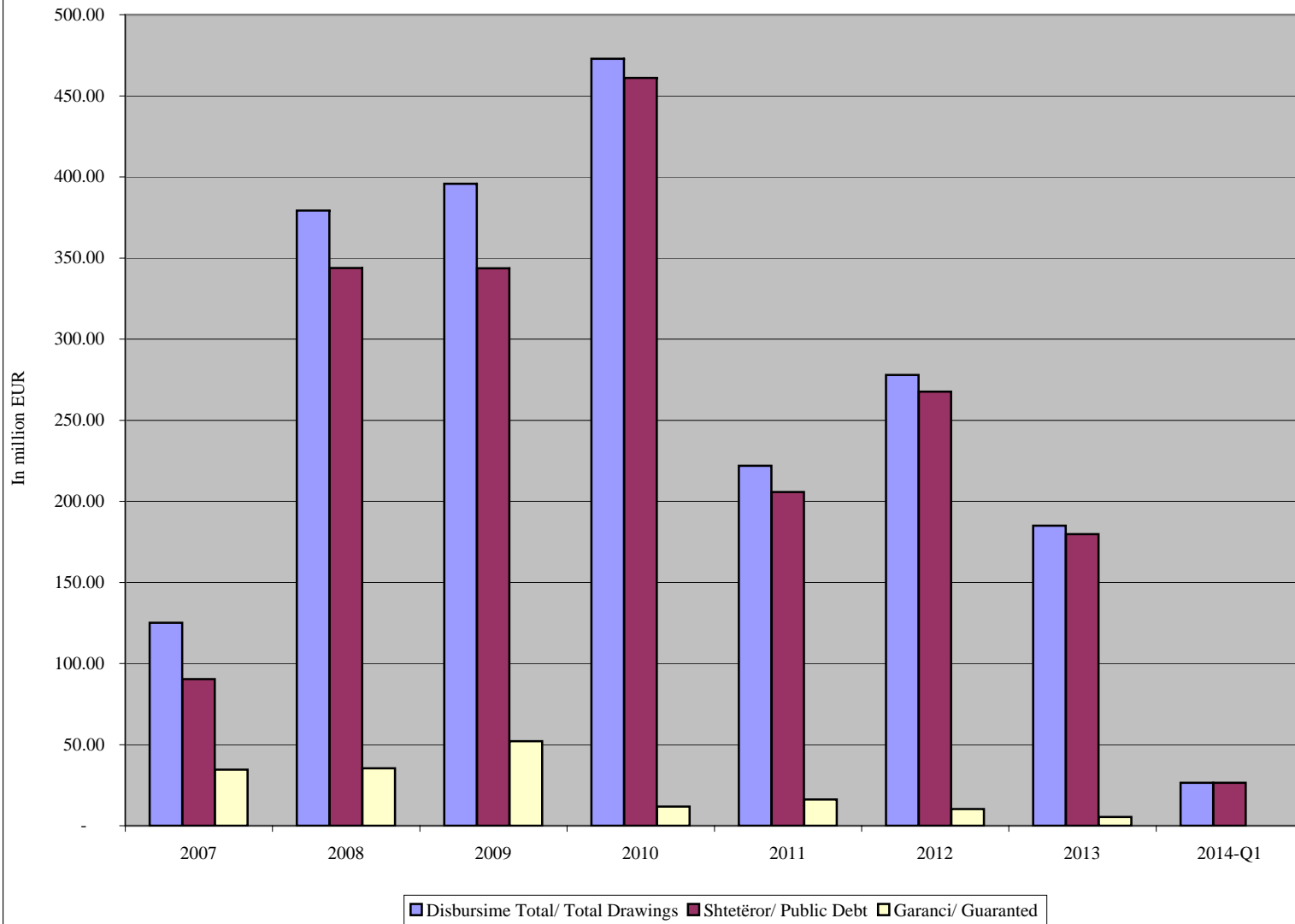
\*\*) Deri më 31.03.2014, të dhëna paraprake

\*\*) As of March. 31, 2014, data are preliminary

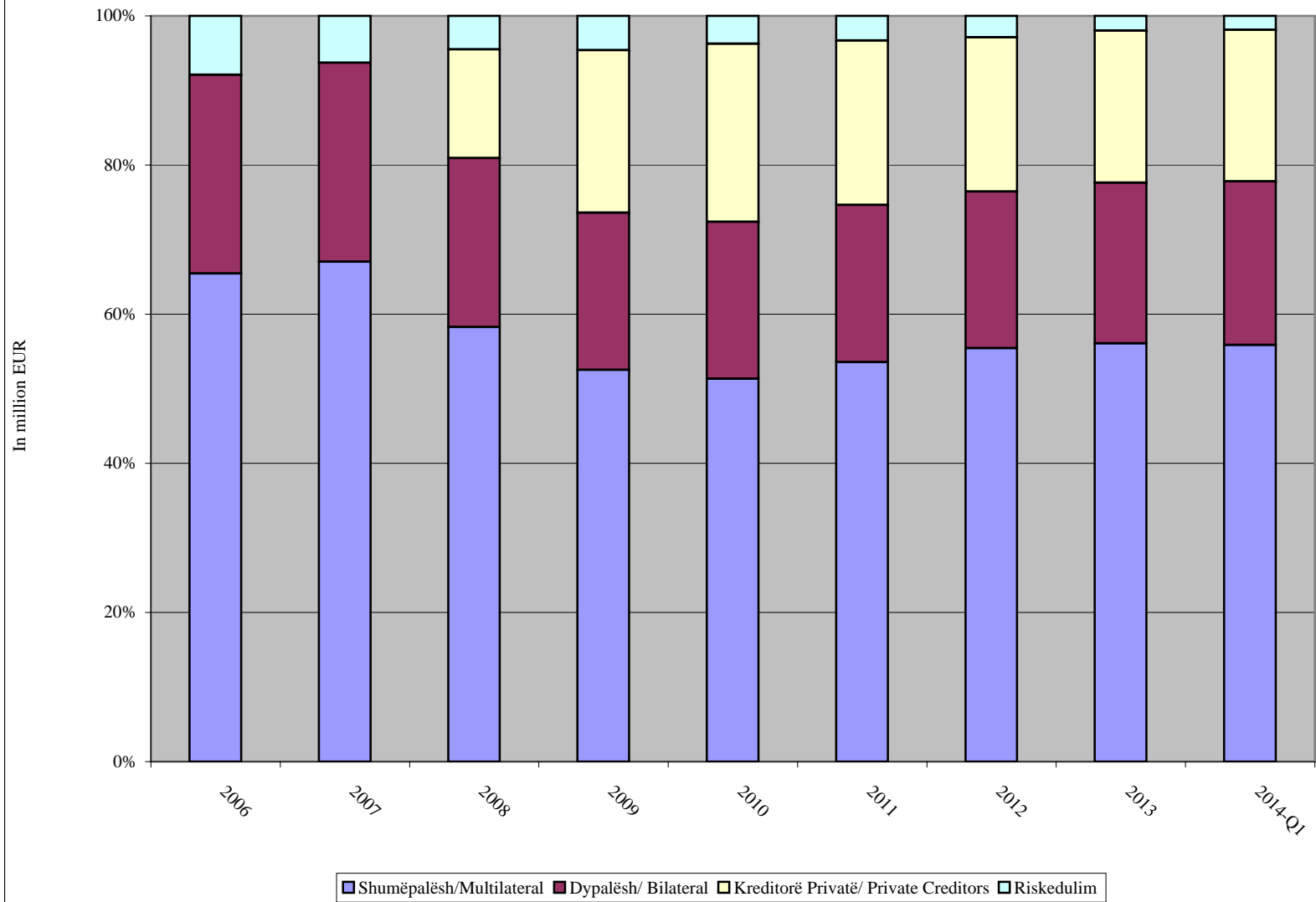
**Paraqitja grafike e ecurisë së stokut të borxhit të jashtëm**  
**External Outstanding Debt**



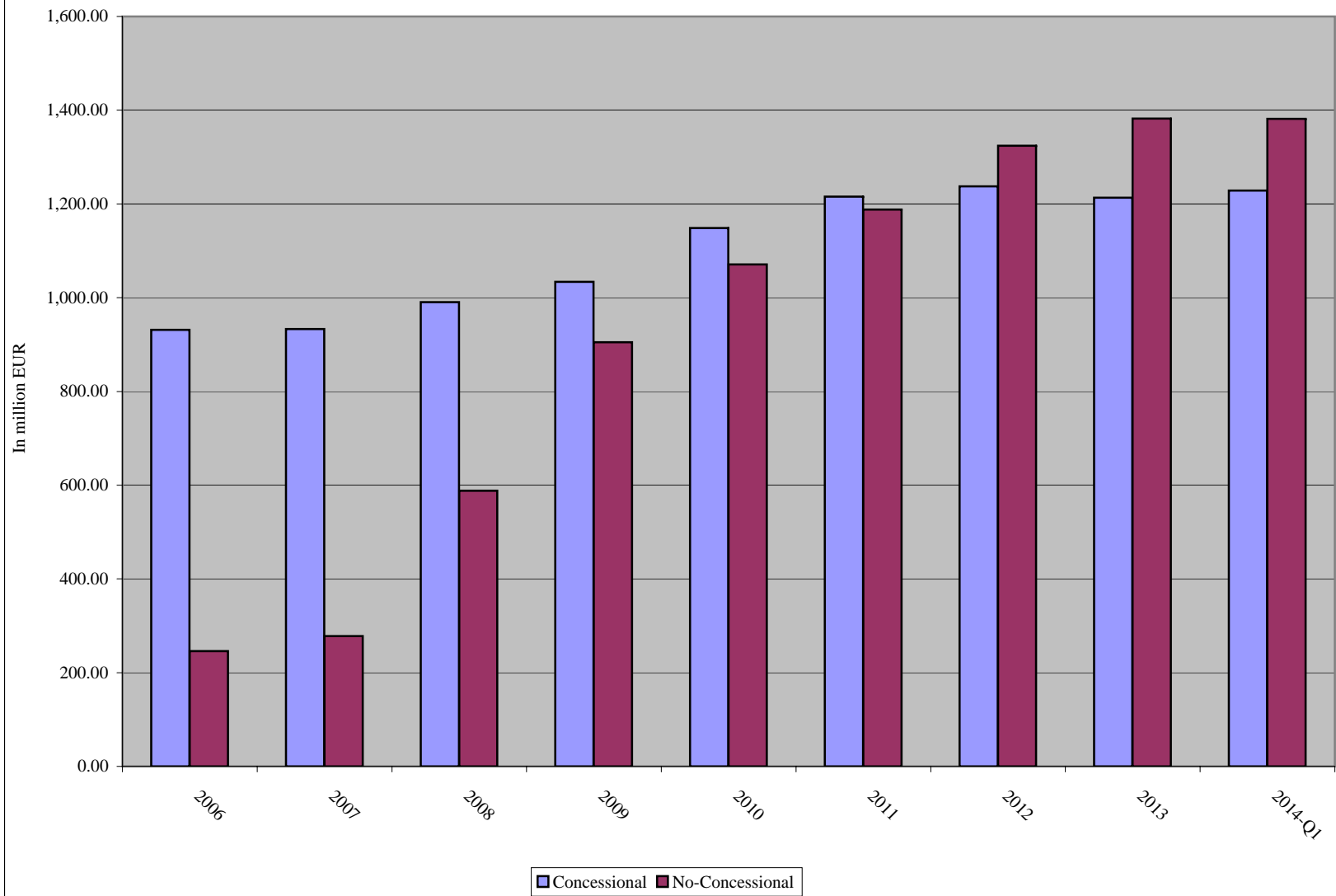
**Ecuria e Disbursimeve të Borxhit të Jashtëm**  
**External Debt Drawings**



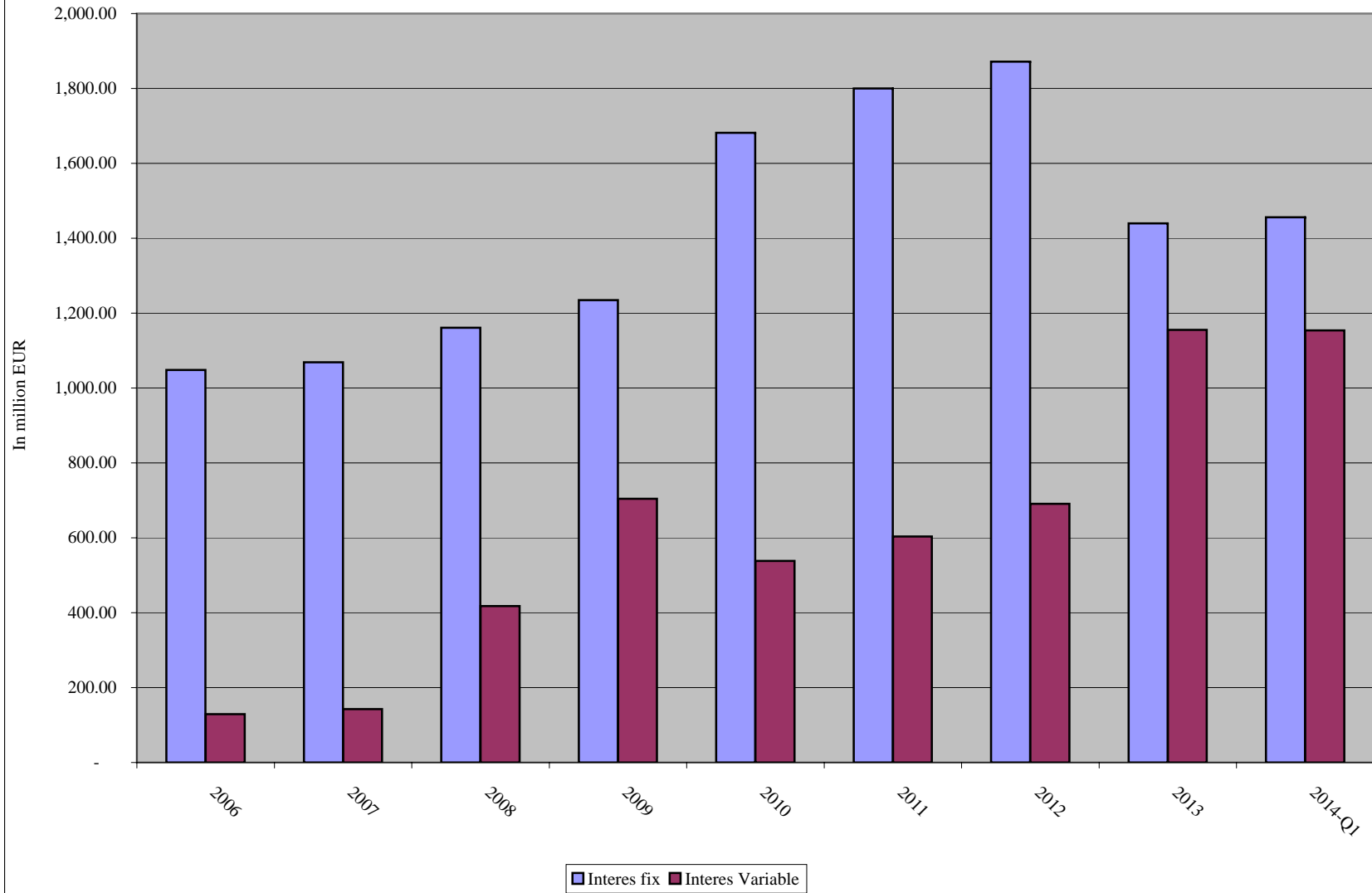
**Stoku i Borxhit të Jashtëm sipas Kreditorëve/ External Outstanding Debt by Creditors**



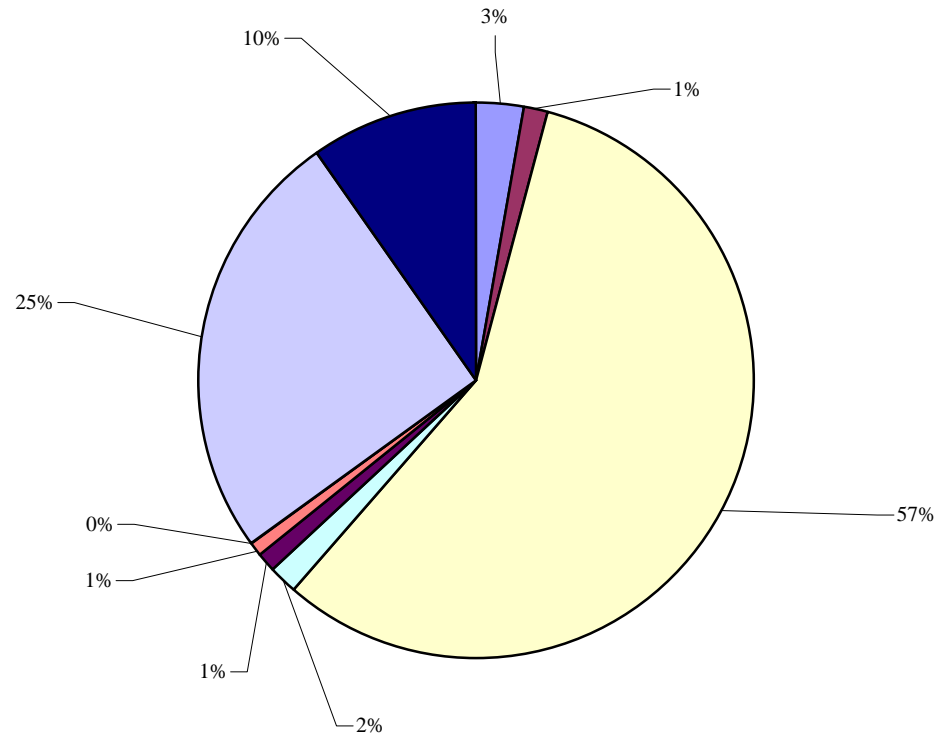
Stoku i Borxhit të Jashtëm sipas Koncesionalitetit/ Debt Outstanding by concessionality



Stoku i Borxhit të Jashtëm sipas Interesit/ Debt Outstanding by interest type



Stoku sipas Monedhës/ Debt outstanding by Currency



ACU AED EUR JPY KWD KRW SAR SDR USD